

40 Education to Career Network of North San Diego County (Palomar/Vista)

Consortium Summary | Total Expenditures: \$6,871,105 Total Allocation: \$9,636,297 Total Carryover: \$2,765,192
(28.7%) Carryover Compliance i

Escondido Union High 2023-24 Q4

Submitted by Stacey Adame Escondido Adult School

Approved by Ana Escamilla

Object Code	Year to Date (YTD) Expenditure	YTD Forecast	% Expended of YTD Forecast	Project Budget	% Expended of Project Budget	Budget Remaining
1000 - Instructional Salaries	\$1,221,135	\$1,221,135	100%	\$1,221,135	100%	\$0
2000 - Non-Instructional Salaries	\$928,599	\$938,423	98.95%	\$938,423	98.95%	\$9,824
3000 - Employee Benefits	\$945,360	\$976,368	96.82%	\$976,368	96.82%	\$31,008
4000 - Supplies and Materials	\$165,747	\$192,698	86.01%	\$192,698	86.01%	\$26,951
5000 - Other Operating Expenses and Services	\$146,767	\$153,410	95.67%	\$153,410	95.67%	\$6,643
6000 - Capital Outlay	\$392,445	\$392,445	100%	\$392,445	100%	\$0
7000 - Other Outgo	\$0	\$0	100%	\$0	100%	\$0
Indirect Costs	\$170,374	\$193,723	87.95%	\$193,723	87.95%	\$23,349
Totals	\$3,970,427	\$4,068,202	97.6%	\$4,068,202	97.6%	\$97,775

Member Carryover Compliance Status

Description: The Member Carryover Compliance Status table shows how the member's spending is tracking against the allocations for the displayed fiscal year(s) based on expenditures entered as of the time of viewing.

Expenditures: A negative value indicates that current fiscal year spending has not begun, as there are still unused funds from previous fiscal years.

Carryover Amount & Carryover %: If current fiscal year spending has not yet begun (a negative Expenditures amount), Carryover Amount will remain equal to Allocation and Carryover % will remain 100%.

Fiscal Year	Allocation	Expenditures	Carryover Amount	Carryover %	Carryover Threshold %	Locked
2023-24	\$3,318,597	\$3,220,822	\$97,775	2.95%	20%	09/18/2024 08:43 AM PDT

Additional Comments

Not Entered

✓ I certify that our agency did not exceed the allowed indirect rate as directed in the Adult Education Program Guidance.

**Palomar CCD
2023-24 Q4**

Submitted by Ute Maschke

Approved by Ana Escamilla

Object Code	Year to Date (YTD) Expenditure	YTD Forecast	% Expended of YTD Forecast	Project Budget	% Expended of Project Budget	Budget Remaining
1000 - Instructional Salaries	\$231,481	\$231,481	100%	\$231,481	100%	\$0
2000 - Non-Instructional Salaries	\$100,507	\$100,507	100%	\$100,507	100%	\$0
3000 - Employee Benefits	\$114,787	\$114,787	100%	\$114,787	100%	\$0
4000 - Supplies and Materials	\$55,490	\$55,490	100%	\$55,490	100%	\$0
5000 - Other Operating Expenses and Services	\$12,565	\$12,565	100%	\$12,565	100%	\$0
6000 - Capital Outlay	\$0	\$0	100%	\$0	100%	\$0
7000 - Other Outgo	\$0	\$0	100%	\$0	100%	\$0
Indirect Costs	\$21,451	\$21,451	100%	\$21,451	100%	\$0
Totals	\$536,281	\$536,281	100%	\$536,281	100%	\$0

Member Carryover Compliance Status

Description: The Member Carryover Compliance Status table shows how the member's spending is tracking against the allocations for the displayed fiscal year(s) based on expenditures entered as of the time of viewing.

Expenditures: A negative value indicates that current fiscal year spending has not begun, as there are still unused funds from previous fiscal years.

Carryover Amount & Carryover %: If current fiscal year spending has not yet begun (a negative Expenditures amount), Carryover Amount will remain equal to Allocation and Carryover % will remain 100%.

Fiscal Year	Allocation	Expenditures	Carryover Amount	Carryover %	Carryover Threshold %	Locked
2023-24	\$536,281	\$536,281	\$0	0%	20%	09/18/2024 08:43 AM PDT

Additional Comments

Staff attended adult ed conferences; ABE/ASE short-term hourly instructor at Camp Pendleton; textbook library for ESL

✓ I certify that our agency did not exceed the allowed indirect rate as directed in the Adult Education Program Guidance.

**Poway Unified
2023-24 Q4**

Submitted by Kathleen Porter

Approved by Ana Escamilla

Object Code	Year to Date (YTD) Expenditure	YTD Forecast	% Expended of YTD Forecast	Project Budget	% Expended of Project Budget	Budget Remaining
1000 - Instructional Salaries	\$1,006,381	\$326,583	308.15%	\$1,020,573	98.61%	\$14,192
2000 - Non-Instructional Salaries	\$289,553	\$92,657	312.5%	\$289,553	100%	\$0
3000 - Employee Benefits	\$464,663	\$161,998	286.83%	\$506,245	91.79%	\$41,582
4000 - Supplies and Materials	\$56,280	\$26,336	213.7%	\$82,300	68.38%	\$26,020
5000 - Other Operating Expenses and Services	\$116,436	\$51,953	224.12%	\$162,354	71.72%	\$45,918
6000 - Capital Outlay	\$0	\$0	100%	\$0	100%	\$0
7000 - Other Outgo	\$0	\$0	100%	\$0	100%	\$0
Indirect Costs	\$102,271	\$32,977	310.13%	\$103,052	99.24%	\$781
Totals	\$2,035,584	\$692,505	293.95%	\$2,164,077	94.06%	\$128,493

Member Carryover Compliance Status

Description: The Member Carryover Compliance Status table shows how the member's spending is tracking against the allocations for the displayed fiscal year(s) based on expenditures entered as of the time of viewing.

Expenditures: A negative value indicates that current fiscal year spending has not begun, as there are still unused funds from previous fiscal years.

Carryover Amount & Carryover %: If current fiscal year spending has not yet begun (a negative Expenditures amount), Carryover Amount will remain equal to Allocation and Carryover % will remain 100%.

Fiscal Year	Allocation	Expenditures	Carryover Amount	Carryover %	Carryover Threshold %	Locked
2023-24	\$1,977,277	\$1,848,784	\$128,493	6.5%	20%	09/18/2024 08:43 AM PDT

Additional Comments

Not Entered

✓ I certify that our agency did not exceed the allowed indirect rate as directed in the Adult Education Program Guidance.

Ramona City Unified
2023-24 Q4

Submitted by Ana Escamilla

Approved by Ana Escamilla


Object Code	Year to Date (YTD) Expenditure	YTD Forecast	% Expended of YTD Forecast	Project Budget	% Expended of Project Budget	Budget Remaining
1000 - Instructional Salaries	\$13,841	\$22,000	62.91%	\$22,000	62.91%	\$8,159
2000 - Non-Instructional Salaries	\$8,298	\$16,000	51.86%	\$16,000	51.86%	\$7,702
3000 - Employee Benefits	\$3,514	\$6,160	57.05%	\$6,160	57.05%	\$2,646
4000 - Supplies and Materials	\$1,283	\$18,571	6.91%	\$18,571	6.91%	\$17,288
5000 - Other Operating Expenses and Services	\$0	\$0	100%	\$0	100%	\$0
6000 - Capital Outlay	\$0	\$0	100%	\$0	100%	\$0
7000 - Other Outgo	\$0	\$0	100%	\$0	100%	\$0
Indirect Costs	\$1,346	\$3,120	43.14%	\$3,120	43.14%	\$1,774
Totals	\$28,282	\$65,851	42.95%	\$65,851	42.95%	\$37,569

Member Carryover Compliance Status

Description: The Member Carryover Compliance Status table shows how the member's spending is tracking against the allocations for the displayed fiscal year(s) based on expenditures entered as of the time of viewing.

Expenditures: A negative value indicates that current fiscal year spending has not begun, as there are still unused funds from previous fiscal years.

Carryover Amount & Carryover %: If current fiscal year spending has not yet begun (a negative Expenditures amount), Carryover Amount will remain equal to Allocation and Carryover % will remain 100%.

Fiscal Year	Allocation	Expenditures	Carryover Amount	Carryover %	Carryover Threshold %	Locked
2023-24	\$47,163	\$9,594	\$37,569	 79.66%	20%	09/18/2024 08:43 AM PDT

Additional Comments

Carryover funds to be utilized on salaries and costs to reach out to returning students. Indirect costs line item has been corrected.

✓ I certify that our agency did not exceed the allowed indirect rate as directed in the Adult Education Program Guidance.

**San Marcos Unified
2023-24 Q4**

Submitted by Ana Escamilla

Approved by Ana Escamilla


Object Code	Year to Date (YTD) Expenditure	YTD Forecast	% Expended of YTD Forecast	Project Budget	% Expended of Project Budget	Budget Remaining
1000 - Instructional Salaries	\$45,744	\$45,744	100%	\$45,744	100%	\$0
2000 - Non-Instructional Salaries	\$22,849	\$32,908	69.43%	\$32,908	69.43%	\$10,059
3000 - Employee Benefits	\$19,354	\$19,354	100%	\$19,354	100%	\$0
4000 - Supplies and Materials	\$4,548	\$21,166	21.49%	\$21,166	21.49%	\$16,618
5000 - Other Operating Expenses and Services	\$8,356	\$13,000	64.28%	\$13,000	64.28%	\$4,644
6000 - Capital Outlay	\$0	\$0	100%	\$0	100%	\$0
7000 - Other Outgo	\$0	\$0	100%	\$0	100%	\$0
Indirect Costs	\$5,045	\$6,500	77.62%	\$6,500	77.62%	\$1,455
Totals	\$105,896	\$138,672	76.36%	\$138,672	76.36%	\$32,776

Member Carryover Compliance Status

Description: The Member Carryover Compliance Status table shows how the member's spending is tracking against the allocations for the displayed fiscal year(s) based on expenditures entered as of the time of viewing.

Expenditures: A negative value indicates that current fiscal year spending has not begun, as there are still unused funds from previous fiscal years.

Carryover Amount & Carryover %: If current fiscal year spending has not yet begun (a negative Expenditures amount), Carryover Amount will remain equal to Allocation and Carryover % will remain 100%.

Fiscal Year	Allocation	Expenditures	Carryover Amount	Carryover %	Carryover Threshold %	Locked
2023-24	\$120,638	\$87,862	\$32,776	 27.17%	20%	09/18/2024 08:43 AM PDT

Additional Comments

Pending hiring an additional position to teach English to ELL students with direct in-person instruction.

✓ I certify that our agency did not exceed the allowed indirect rate as directed in the Adult Education Program Guidance.

Vista Unified
2023-24 Q4

Submitted by Ana Escamilla

Approved by Ana Escamilla

Object Code	Year to Date (YTD) Expenditure	YTD Forecast	% Expended of YTD Forecast	Project Budget	% Expended of Project Budget	Budget Remaining
1000 - Instructional Salaries	\$1,038,875	\$1,298,594	80%	\$1,298,594	80%	\$259,719
2000 - Non-Instructional Salaries	\$576,710	\$720,888	80%	\$720,888	80%	\$144,178
3000 - Employee Benefits	\$574,031	\$717,539	80%	\$717,539	80%	\$143,508
4000 - Supplies and Materials	\$111,200	\$1,139,000	9.76%	\$1,139,000	9.76%	\$1,027,800
5000 - Other Operating Expenses and Services	\$537,240	\$671,550	80%	\$671,550	80%	\$134,310
6000 - Capital Outlay	\$22,745	\$754,590	3.01%	\$754,590	3.01%	\$731,845
7000 - Other Outgo	\$0	\$0	100%	\$0	100%	\$0
Indirect Costs	\$108,877	\$136,096	80%	\$136,096	80%	\$27,219
Totals	\$2,969,678	\$5,438,257	54.61%	\$5,438,257	 54.61%	\$2,468,579


Member Carryover Compliance Status

Description: The Member Carryover Compliance Status table shows how the member's spending is tracking against the allocations for the displayed fiscal year(s) based on expenditures entered as of the time of viewing.

Expenditures: A negative value indicates that current fiscal year spending has not begun, as there are still unused funds from

previous fiscal years.

Carryover Amount & Carryover %: If current fiscal year spending has not yet begun (a negative Expenditures amount), Carryover Amount will remain equal to Allocation and Carryover % will remain 100%.

Fiscal Year	Allocation	Expenditures	Carryover Amount	Carryover %	Carryover Threshold %	Locked
2023-24	\$3,636,341	\$1,167,762	\$2,468,579	 67.89%	20%	09/18/2024 08:43 AM PDT

Additional Comments

Above Figures include \$340,706 for Fiscal Agent

✓ I certify that our agency did not exceed the allowed indirect rate as directed in the Adult Education Program Guidance.



California
Community
Colleges



2024 © California Community Colleges
NOVA Site Version: 7.3.8