

Alameda Unified
2021-22 Q3

Submitted by Dr. Lisa Gonzalves

Approved by Fareha Bakre

Object Code	Year to Date (YTD) Expenditure	YTD Forecast	% Expended of YTD Forecast	Project Budget	% Expended of Project Budget	Budget Remaining
1000 - Instructional Salaries	\$272,608	\$259,907	104.89%	\$433,179	62.93%	\$160,571
2000 - Non-Instructional Salaries	\$123,078	\$114,534	107.46%	\$190,890	64.48%	\$67,812
3000 - Employee Benefits	\$105,506	\$92,134	114.51%	\$153,557	68.71%	\$48,051
4000 - Supplies and Materials	\$11,274	\$35,010	32.2%	\$58,350	19.32%	\$47,076
5000 - Other Operating Expenses and Services	\$24,170	\$27,751	87.1%	\$46,251	52.26%	\$22,081
6000 - Capital Outlay	\$0	\$0	100%	\$0	100%	\$0
7000 - Other Outgo	\$0	\$0	100%	\$0	100%	\$0
Indirect Costs	\$0	\$25,302	0%	\$42,170	0%	\$42,170
Totals	\$536,636	\$554,638	96.75%	\$924,397	58.05%	\$387,761

Additional Comments

Not Entered

Berkeley City College
2021-22 Q3

Submitted by Lisa Cook

Approved by Fareha Bakre

Object Code	Year to Date (YTD) Expenditure	YTD Forecast	% Expended of YTD Forecast	Project Budget	% Expended of Project Budget	Budget Remaining
1000 - Instructional Salaries	\$6,190	\$6,000	103.17%	\$8,000	77.38%	\$1,810
2000 - Non-Instructional Salaries	\$104,315	\$108,750	95.92%	\$145,000	71.94%	\$40,685
3000 - Employee Benefits	\$36,646	\$32,250	113.63%	\$43,000	85.22%	\$6,354
4000 - Supplies and Materials	\$750	\$6,375	11.76%	\$8,500	8.82%	\$7,750
5000 - Other Operating Expenses and Services	\$0	\$44,225	0%	\$58,966	0%	\$58,966
6000 - Capital Outlay	\$0	\$0	100%	\$0	100%	\$0
7000 - Other Outgo	\$0	\$0	100%	\$0	100%	\$0
Indirect Costs	\$0	\$0	100%	\$0	100%	\$0
Totals	\$147,901	\$197,600	74.85%	\$263,466	56.14%	\$115,565

Additional Comments

Not Entered

Berkeley Unified
2021-22 Q3

Submitted by Thomas Reid

Approved by Fareha Bakre

Object Code	Year to Date (YTD) Expenditure	YTD Forecast	% Expended of YTD Forecast	Project Budget	% Expended of Project Budget	Budget Remaining
1000 - Instructional Salaries	\$1,007,697	\$1,058,519	95.2%	\$1,825,032	55.22%	\$817,335
2000 - Non-Instructional Salaries	\$419,489	\$337,808	124.18%	\$582,427	72.02%	\$162,938
3000 - Employee Benefits	\$376,588	\$385,298	97.74%	\$664,307	56.69%	\$287,719
4000 - Supplies and Materials	\$147,158	\$303,174	48.54%	\$522,714	28.15%	\$375,556
5000 - Other Operating Expenses and Services	\$183,444	\$352,890	51.98%	\$608,431	30.15%	\$424,987
6000 - Capital Outlay	\$0	\$0	100%	\$0	100%	\$0
7000 - Other Outgo	\$0	\$0	100%	\$0	100%	\$0
Indirect Costs	\$106,719	\$121,884	87.56%	\$210,145	50.78%	\$103,426
Totals	\$2,241,095	\$2,559,572	87.56%	\$4,413,056	50.78%	\$2,171,961

Additional Comments

Not Entered

College of Alameda
2021-22 Q3

Submitted by Paula Armstead

Approved by Fareha Bakre

Object Code	Year to Date (YTD) Expenditure	YTD Forecast	% Expended of YTD Forecast	Project Budget	% Expended of Project Budget	Budget Remaining
1000 - Instructional Salaries	\$16,126	\$6,154	262.03%	\$13,676	117.91%	 -\$2,450
2000 - Non-Instructional Salaries	\$75,939	\$46,068	164.84%	\$102,373	74.18%	\$26,434
3000 - Employee Benefits	\$56,684	\$32,001	177.13%	\$71,114	79.71%	\$14,430
4000 - Supplies and Materials	\$0	\$2,250	0%	\$5,000	0%	\$5,000
5000 - Other Operating Expenses and Services	\$0	\$3,150	0%	\$7,000	0%	\$7,000
6000 - Capital Outlay	\$4,009	\$16,650	24.08%	\$36,999	10.84%	\$32,990
7000 - Other Outgo	\$0	\$0	100%	\$0	100%	\$0
Indirect Costs	\$0	\$0	100%	\$0	100%	\$0
Totals	\$152,758	\$106,273	143.74%	\$236,162	64.68%	\$83,404



Additional Comments

Not Entered

Laney College
2021-22 Q3

Submitted by Shemila Johnson

Approved by Fareha Bakre

Object Code	Year to Date (YTD) Expenditure	YTD Forecast	% Expended of YTD Forecast	Project Budget	% Expended of Project Budget	Budget Remaining
1000 - Instructional Salaries	\$4,153	\$78,000	5.32%	\$104,000	3.99%	\$99,847
2000 - Non-Instructional Salaries	\$48,730	\$89,730	54.31%	\$119,640	40.73%	\$70,910
3000 - Employee Benefits	\$15,054	\$46,573	32.32%	\$62,097	24.24%	\$47,043
4000 - Supplies and Materials	\$100	\$23,656	0.42%	\$31,541	0.32%	\$31,441
5000 - Other Operating Expenses and Services	\$126	\$0	100%	\$0	100%	 -\$126
6000 - Capital Outlay	\$0	\$0	100%	\$0	100%	\$0
7000 - Other Outgo	\$0	\$0	100%	\$0	100%	\$0
Indirect Costs	\$0	\$0	100%	\$0	100%	\$0
Totals	\$68,163	\$237,959	28.64%	\$317,278	 21.48%	\$249,115


Additional Comments

Not Entered

Merritt College
2021-22 Q3

Submitted by Shemila Johnson

Approved by Fareha Bakre

Object Code	Year to Date (YTD) Expenditure	YTD Forecast	% Expended of YTD Forecast	Project Budget	% Expended of Project Budget	Budget Remaining
1000 - Instructional Salaries	\$3,920	\$20,000	19.6%	\$40,000	9.8%	\$36,080
2000 - Non-Instructional Salaries	\$77,899	\$72,500	107.45%	\$145,000	53.72%	\$67,101
3000 - Employee Benefits	\$42,960	\$21,500	199.81%	\$43,000	99.91%	\$40
4000 - Supplies and Materials	\$0	\$17,500	0%	\$35,000	0%	\$35,000
5000 - Other Operating Expenses and Services	\$0	\$28,307	0%	\$56,613	0%	\$56,613
6000 - Capital Outlay	\$0	\$0	100%	\$0	100%	\$0
7000 - Other Outgo	\$0	\$0	100%	\$0	100%	\$0
Indirect Costs	\$0	\$0	100%	\$0	100%	\$0
Totals	\$124,779	\$159,807	78.08%	\$319,613	39.04% 	\$194,834

Additional Comments

Per District Office Finance, I updated the 2000 and 3000 series to true up with the peoplesoft expenditures report with Fareha on 9/1/22.

**Oakland Unified
2021-22 Q3**

Submitted by Kim Jones

Approved by Fareha Bakre

Object Code	Year to Date (YTD) Expenditure	YTD Forecast	% Expended of YTD Forecast	Project Budget	% Expended of Project Budget	Budget Remaining
1000 - Instructional Salaries	\$1,132,846	\$1,255,279	90.25%	\$1,673,705	67.68%	\$540,859
2000 - Non-Instructional Salaries	\$214,643	\$267,335	80.29%	\$356,447	60.22%	\$141,804
3000 - Employee Benefits	\$532,949	\$685,711	77.72%	\$914,281	58.29%	\$381,332
4000 - Supplies and Materials	\$52,728	\$47,795	110.32%	\$63,727	82.74%	\$10,999
5000 - Other Operating Expenses and Services	\$166,485	\$132,893	125.28%	\$177,190	93.96%	\$10,705
6000 - Capital Outlay	\$0	\$0	100%	\$0	100%	\$0
7000 - Other Outgo	\$80,006	\$94,044	85.07%	\$125,392	63.8%	\$45,386
Indirect Costs	\$0	\$0	100%	\$0	100%	\$0
Totals	\$2,179,657	\$2,483,057	87.78%	\$3,310,742	65.84%	\$1,131,085

Additional Comments

Not Entered

**Peralta CCD
2021-22 Q3**

Submitted by Shemila Johnson

Approved by Fareha Bakre

Object Code	Year to Date (YTD) Expenditure	YTD Forecast	% Expended of YTD Forecast	Project Budget	% Expended of Project Budget	Budget Remaining
1000 - Instructional Salaries	\$0	\$0	100%	\$0	100%	\$0
2000 - Non-Instructional Salaries	\$201,988	\$163,749	123.35%	\$272,915	74.01%	\$70,927
3000 - Employee Benefits	\$100,373	\$82,166	122.16%	\$136,943	73.3%	\$36,570
4000 - Supplies and Materials	\$103	\$0	100%	\$0	100%	 -\$103
5000 - Other Operating Expenses and Services	\$403,666	\$223,463	180.64%	\$372,438	108.38%	 -\$31,228
6000 - Capital Outlay	\$2,229	\$0	100%	\$0	100%	 -\$2,229
7000 - Other Outgo	\$0	\$0	100%	\$0	100%	\$0
Indirect Costs	\$0	\$19,557	0%	\$32,595	0%	\$32,595
Totals	\$708,359	\$488,935	144.88%	\$814,891	86.93%	\$106,532

Additional Comments

Not Entered

Piedmont City Unified
2021-22 Q3

Submitted by Ms. Shannon Fierro
Approved by Fareha Bakre

Object Code	Year to Date (YTD) Expenditure	YTD Forecast	% Expended of YTD Forecast	Project Budget	% Expended of Project Budget	Budget Remaining
1000 - Instructional Salaries	\$87,581	\$116,250	75.34%	\$155,000	56.5%	\$67,419
2000 - Non-Instructional Salaries	\$83,613	\$82,500	101.35%	\$110,000	76.01%	\$26,387
3000 - Employee Benefits	\$76,194	\$75,000	101.59%	\$100,000	76.19%	\$23,806
4000 - Supplies and Materials	\$803	\$15,000	5.35%	\$20,000	4.02%	\$19,197
5000 - Other Operating Expenses and Services	\$37,415	\$30,000	124.72%	\$40,000	93.54%	\$2,585
6000 - Capital Outlay	\$0	\$0	100%	\$0	100%	\$0
7000 - Other Outgo	\$0	\$16,157	0%	\$21,543	0%	\$21,543
Indirect Costs	\$0	\$15,000	0%	\$20,000	0%	\$20,000
Totals	\$285,606	\$349,907	81.62%	\$466,543	61.22%	\$180,937

Additional Comments

Not Entered



California Community Colleges



2022 © California Community Colleges
NOVA Site Version: 5.0.6