


Alameda Co. Office of Education
2022-23 Q2

Submitted by Tracey Burns

Approved by Shemila Johnson

Object Code	Year to Date (YTD) Expenditure	YTD Forecast	% Expended of YTD Forecast	Project Budget	% Expended of Project Budget	Budget Remaining
1000 - Instructional Salaries	\$0	\$0	100%	\$0	100%	\$0
2000 - Non-Instructional Salaries	\$0	\$0	100%	\$0	100%	\$0
3000 - Employee Benefits	\$0	\$0	100%	\$0	100%	\$0
4000 - Supplies and Materials	\$0	\$422	0%	\$1,689	0%	\$1,689
5000 - Other Operating Expenses and Services	\$3,460	\$5,000	69.2%	\$20,001	17.3%	\$16,541
6000 - Capital Outlay	\$0	\$0	100%	\$0	100%	\$0
7000 - Other Outgo	\$0	\$0	100%	\$0	100%	\$0
Indirect Costs	\$0	\$271	0%	\$1,084	0%	\$1,084
Totals	\$3,460	\$5,694	60.77%	\$22,774	15.19% 	\$19,314

Corrective Action Plan *

Not Entered

Additional Comments

Alameda County Office of Education had no expenditures for Quarter 2 of 22-23 fiscal year.

Allocation Year 2020-21 Closeout

I have reviewed the fiscal reports for my agency and confirmed that all funds for this allocation year have been spent.

2020-21 Reverted Funds:

\$0

Alameda Unified 2022-23 Q2

Submitted by Joy Chua

Approved by Shemila Johnson

Object Code	Year to Date (YTD) Expenditure	YTD Forecast	% Expended of YTD Forecast	Project Budget	% Expended of Project Budget	Budget Remaining
1000 - Instructional Salaries	\$138,829	\$105,178	131.99%	\$420,711	33%	\$281,882
2000 - Non-Instructional Salaries	\$101,031	\$53,768	187.9%	\$215,071	46.98%	\$114,040
3000 - Employee Benefits	\$73,410	\$49,479	148.37%	\$197,916	37.09%	\$124,506
4000 - Supplies and Materials	\$2,139	\$8,755	24.43%	\$35,021	6.11%	\$32,882
5000 - Other Operating Expenses and Services	\$15,652	\$6,127	255.45%	\$24,509	63.86%	\$8,857
6000 - Capital Outlay	\$0	\$0	100%	\$0	100%	\$0
7000 - Other Outgo	\$0	\$10,680	0%	\$42,720	0%	\$42,720
Indirect Costs	\$0	\$0	100%	\$0	100%	\$0
Totals	\$331,061	\$233,987	141.49%	\$935,948	35.37%	\$604,887

Additional Comments

Not Entered

Allocation Year 2020-21 Closeout

I have reviewed the fiscal reports for my agency and confirmed that all funds for this allocation year have been spent.

2020-21 Reverted Funds:

\$0

Berkeley City College 2022-23 Q2

Submitted by Lisa Cook

Approved by Shemila Johnson

Object Code	Year to Date (YTD) Expenditure	YTD Forecast	% Expended of YTD Forecast	Project Budget	% Expended of Project Budget	Budget Remaining
1000 - Instructional Salaries	\$0	\$0	100%	\$0	100%	\$0
2000 - Non-Instructional Salaries	\$66,022	\$88,250	74.81%	\$176,500	37.41%	\$110,478
3000 - Employee Benefits	\$24,575	\$20,666	118.92%	\$41,332	59.46%	\$16,757
4000 - Supplies and Materials	\$1,478	\$775	190.71%	\$1,550	95.35%	\$72
5000 - Other Operating Expenses and Services	\$0	\$5,012	0%	\$10,023	0%	\$10,023
6000 - Capital Outlay	\$0	\$0	100%	\$0	100%	\$0
7000 - Other Outgo	\$0	\$0	100%	\$0	100%	\$0
Indirect Costs	\$0	\$0	100%	\$0	100%	\$0
Totals	\$92,075	\$114,703	80.27%	\$229,405	40.14%	\$137,330

Additional Comments

Not Entered

Allocation Year 2020-21 Closeout

I have reviewed the fiscal reports for my agency and confirmed that all funds for this allocation year have been spent.


2020-21 Reverted Funds:

\$0

Berkeley Unified
2022-23 Q2

Submitted by Thomas Reid

Approved by Shemila Johnson

Object Code	Year to Date (YTD) Expenditure	YTD Forecast	% Expended of YTD Forecast	Project Budget	% Expended of Project Budget	Budget Remaining
1000 - Instructional Salaries	\$566,324	\$667,441	84.85%	\$2,669,763	21.21%	\$2,103,439
2000 - Non-Instructional Salaries	\$304,092	\$148,767	204.41%	\$595,067	51.1%	\$290,975
3000 - Employee Benefits	\$266,663	\$246,144	108.34%	\$984,576	27.08%	\$717,913
4000 - Supplies and Materials	\$25,575	\$23,344	109.56%	\$93,376	27.39%	\$67,801
5000 - Other Operating Expenses and Services	\$87,795	\$60,032	146.25%	\$240,128	36.56%	\$152,333
6000 - Capital Outlay	\$0	\$0	100%	\$0	100%	\$0
7000 - Other Outgo	\$62,522	\$42,729	146.32%	\$170,917	36.58%	\$108,395
Indirect Costs	\$0	\$0	100%	\$0	100%	\$0
Totals	\$1,312,971	\$1,188,457	110.48%	\$4,753,827	27.62% 	\$3,440,856

Corrective Action Plan *

We plan our expenditures such that we use up all of our WIOA II funding first. The second half of the year will show an acceleration in expenditures of CAEP funds.

Additional Comments

Not Entered

Allocation Year 2020-21 Closeout

I have reviewed the fiscal reports for my agency and confirmed that all funds for this allocation year have been spent.

2020-21 Reverted Funds:

\$0

College of Alameda
2022-23 Q2

Submitted by Kawanna Rollins

Approved by Shemila Johnson

Object Code	Year to Date (YTD) Expenditure	YTD Forecast	% Expended of YTD Forecast	Project Budget	% Expended of Project Budget	Budget Remaining
1000 - Instructional Salaries	\$0	\$0	100%	\$0	100%	\$0
2000 - Non-Instructional Salaries	\$51,053	\$31,773	160.68%	\$105,911	48.2%	\$54,858
3000 - Employee Benefits	\$36,344	\$22,449	161.89%	\$74,831	48.57%	\$38,487
4000 - Supplies and Materials	\$479	\$300	159.67%	\$1,000	47.9%	\$521
5000 - Other Operating Expenses and Services	\$0	\$4,043	0%	\$13,477	0%	\$13,477
6000 - Capital Outlay	\$0	\$487	0%	\$1,623	0%	\$1,623
7000 - Other Outgo	\$0	\$0	100%	\$0	100%	\$0
Indirect Costs	\$0	\$0	100%	\$0	100%	\$0
Totals	\$87,876	\$59,053	148.81%	\$196,842	44.64%	\$108,966

Additional Comments

Not Entered

Allocation Year 2020-21 Closeout

I have reviewed the fiscal reports for my agency and confirmed that all funds for this allocation year have been spent.

2020-21 Reverted Funds:
\$0

Laney College
2022-23 Q2

Submitted by Elizabeth Maher

Approved by Shemila Johnson

Object Code	Year to Date (YTD) Expenditure	YTD Forecast	% Expended of YTD Forecast	Project Budget	% Expended of Project Budget	Budget Remaining
1000 - Instructional Salaries	\$2,000	\$22,500	8.89%	\$45,000	4.44%	\$43,000
2000 - Non-Instructional Salaries	\$16,965	\$82,500	20.56%	\$165,000	10.28%	\$148,035
3000 - Employee Benefits	\$8,181	\$30,669	26.68%	\$61,338	13.34%	\$53,157
4000 - Supplies and Materials	\$0	\$2,500	0%	\$5,000	0%	\$5,000
5000 - Other Operating Expenses and Services	\$0	\$10,333	0%	\$20,666	0%	\$20,666
6000 - Capital Outlay	\$0	\$0	100%	\$0	100%	\$0
7000 - Other Outgo	\$0	\$0	100%	\$0	100%	\$0
Indirect Costs	\$0	\$0	100%	\$0	100%	\$0
Totals	\$27,146	\$148,502	18.28%	\$297,004	9.14%	\$269,858

Corrective Action Plan *

We are still unable to hire permanently for our Transition Liaison staff. This position is now posted and will be filled within the quarter.

Additional Comments

Not Entered

Allocation Year 2020-21 Closeout

I have reviewed the fiscal reports for my agency and confirmed that all funds for this allocation year have been spent.

2020-21 Reverted Funds:

\$0

Merritt College
2022-23 Q2

Submitted by Victor Littles

Approved by Shemila Johnson

Object Code	Year to Date (YTD) Expenditure	YTD Forecast	% Expended of YTD Forecast	Project Budget	% Expended of Project Budget	Budget Remaining
1000 - Instructional Salaries	\$0	\$0	100%	\$0	100%	\$0
2000 - Non-Instructional Salaries	\$55,049	\$52,500	104.86%	\$105,000	52.43%	\$49,951
3000 - Employee Benefits	\$32,214	\$35,000	92.04%	\$70,000	46.02%	\$37,786
4000 - Supplies and Materials	\$500	\$1,672	29.91%	\$3,343	14.96%	\$2,843
5000 - Other Operating Expenses and Services	\$0	\$10,000	0%	\$20,000	0%	\$20,000
6000 - Capital Outlay	\$0	\$0	100%	\$0	100%	\$0
7000 - Other Outgo	\$0	\$0	100%	\$0	100%	\$0
Indirect Costs	\$0	\$0	100%	\$0	100%	\$0
Totals	\$87,763	\$99,172	88.5%	\$198,343	44.25%	\$110,580

Additional Comments

Not Entered

Allocation Year 2020-21 Closeout

I have reviewed the fiscal reports for my agency and confirmed that all funds for this allocation year have been spent.

2020-21 Reverted Funds:

\$0

Oakland Unified
2022-23 Q2

Submitted by Kim Jones

Approved by Shemila Johnson

Object Code	Year to Date (YTD) Expenditure	YTD Forecast	% Expended of YTD Forecast	Project Budget	% Expended of Project Budget	Budget Remaining
1000 - Instructional Salaries	\$825,346	\$575,868	143.32%	\$1,556,400	53.03%	\$731,054
2000 - Non-Instructional Salaries	\$231,624	\$122,649	188.85%	\$331,484	69.87%	\$99,860
3000 - Employee Benefits	\$446,174	\$363,743	122.66%	\$983,089	45.38%	\$536,915
4000 - Supplies and Materials	\$24,071	\$15,540	154.9%	\$42,000	57.31%	\$17,929
5000 - Other Operating Expenses and Services	\$102,967	\$61,490	167.45%	\$166,190	61.96%	\$63,223
6000 - Capital Outlay	\$0	\$0	100%	\$0	100%	\$0
7000 - Other Outgo	\$0	\$47,555	0%	\$128,526	0%	\$128,526
Indirect Costs	\$0	\$0	100%	\$0	100%	\$0
Totals	\$1,630,182	\$1,186,845	137.35%	\$3,207,689	50.82%	\$1,577,507

Additional Comments

Not Entered

Allocation Year 2020-21 Closeout

I have reviewed the fiscal reports for my agency and confirmed that all funds for this allocation year have been spent.


2020-21 Reverted Funds:

\$0

Peralta CCD
2022-23 Q2

Submitted by Shemila Johnson

Approved by Shemila Johnson

Object Code	Year to Date (YTD) Expenditure	YTD Forecast	% Expended of YTD Forecast	Project Budget	% Expended of Project Budget	Budget Remaining
1000 - Instructional Salaries	\$0	\$0	100%	\$0	100%	\$0
2000 - Non-Instructional Salaries	\$144,811	\$147,056	98.47%	\$294,111	49.24%	\$149,300
3000 - Employee Benefits	\$74,371	\$77,623	95.81%	\$155,246	47.91%	\$80,875
4000 - Supplies and Materials	\$0	\$4,230	0%	\$8,459	0%	\$8,459
5000 - Other Operating Expenses and Services	\$13,230	\$120,671	10.96%	\$241,341	5.48%	\$228,111
6000 - Capital Outlay	\$0	\$0	100%	\$0	100%	\$0
7000 - Other Outgo	\$0	\$0	100%	\$0	100%	\$0
Indirect Costs	\$9,296	\$0	100%	\$0	100%	-\$9,296 
Totals	\$241,708	\$349,579	69.14%	\$699,157	34.57%	\$457,449

Additional Comments

Not Entered

Allocation Year 2020-21 Closeout

I have reviewed the fiscal reports for my agency and confirmed that all funds for this allocation year have been spent.

2020-21 Reverted Funds:

\$0

**Piedmont City Unified
2022-23 Q2**

Submitted by Ms. Shannon Fierro

Approved by Shemila Johnson

Object Code	Year to Date (YTD) Expenditure	YTD Forecast	% Expended of YTD Forecast	Project Budget	% Expended of Project Budget	Budget Remaining
1000 - Instructional Salaries	\$77,440	\$42,768	181.07%	\$171,071	45.27%	\$93,631
2000 - Non-Instructional Salaries	\$57,907	\$26,186	221.14%	\$104,742	55.29%	\$46,835
3000 - Employee Benefits	\$61,153	\$34,804	175.71%	\$139,215	43.93%	\$78,062
4000 - Supplies and Materials	\$1,161	\$250	464.4%	\$1,000	116.1%	! -\$161
5000 - Other Operating Expenses and Services	\$37,847	\$9,069	417.35%	\$36,274	104.34%	! -\$1,573
6000 - Capital Outlay	\$0	\$0	100%	\$0	100%	\$0
7000 - Other Outgo	\$0	\$5,861	0%	\$23,445	0%	\$23,445
Indirect Costs	\$0	\$0	100%	\$0	100%	\$0
Totals	\$235,508	\$118,937	198.01%	\$475,747	49.5%	\$240,239

Additional Comments

Not Entered

Allocation Year 2020-21 Closeout

I have reviewed the fiscal reports for my agency and confirmed that all funds for this allocation year have been spent.

2020-21 Reverted Funds:

\$0



California Community Colleges



2023 © California Community Colleges
NOVA Site Version: 6.2.15