

California Adult Education Program  
Fiscal Reporting

Produced: Dec 12, 2023, 12:42 AM UTC - By Autumn Valencia

### 46 About Students Regional Consortium, Riverside

Consortium Summary | Total Expenditures: \$333,295 Total Allocation: \$10,147,804 Total Carryover: \$9,814,509  
(96.72%) Carryover Compliance i

### Alvord Unified 2023-24 Q1

Submitted by Luis Medina

Approved by Autumn Valencia

Object Code	Year to Date (YTD) Expenditure	YTD Forecast	% Expended of YTD Forecast	Project Budget	% Expended of Project Budget	Budget Remaining
1000 - Instructional Salaries	\$32,984	\$27,750	118.86%	\$185,000	17.83%	\$152,016
2000 - Non-Instructional Salaries	\$6,544	\$10,500	62.32%	\$70,000	9.35%	\$63,456
3000 - Employee Benefits	\$10,990	\$10,525	104.41%	\$70,169	15.66%	\$59,179
4000 - Supplies and Materials	\$62,771	\$24,887	252.22%	\$165,915	37.83%	\$103,144
5000 - Other Operating Expenses and Services	\$6,989	\$17,250	40.52%	\$115,000	6.08%	\$108,011
6000 - Capital Outlay	\$0	\$0	100%	\$0	100%	\$0
7000 - Other Outgo	\$0	\$0	100%	\$0	100%	\$0
Indirect Costs	\$5,975	\$4,546	131.44%	\$30,305	19.72%	\$24,330
<b>Totals</b>	<b>\$126,253</b>	<b>\$95,458</b>	<b>132.26%</b>	<b>\$636,389</b>	<b>19.84%</b>	<b>\$510,136</b>

#### Carryover Status

Fiscal Year	Allocation	Expenditures	Carryover Amount	Carryover %	Carryover Threshold %	Locked
2023-24	\$506,359	-\$3,777	\$506,359	<span>! 100%</span>	80%	-

#### Additional Comments

Not Entered


### Corona-Norco Unified 2023-24 Q1

Submitted by Thoibi Rublaitus

Approved by Autumn Valencia

Object Code	Year to Date (YTD) Expenditure	YTD Forecast	% Expended of YTD Forecast	Project Budget	% Expended of Project Budget	Budget Remaining
1000 - Instructional Salaries	\$137,469	\$171,200	80.3%	\$856,000	16.06%	\$718,531
2000 - Non-Instructional Salaries	\$76,651	\$86,400	88.72%	\$432,000	17.74%	\$355,349
3000 - Employee Benefits	\$57,250	\$70,431	81.29%	\$352,153	16.26%	\$294,903
4000 - Supplies and Materials	\$20,304	\$38,600	52.6%	\$193,002	10.52%	\$172,698
5000 - Other Operating Expenses and Services	\$48,251	\$36,022	133.95%	\$180,108	26.79%	\$131,857
6000 - Capital Outlay	\$0	\$0	100%	\$0	100%	\$0
7000 - Other Outgo	\$0	\$0	100%	\$0	100%	\$0
Indirect Costs	\$12,713	\$15,082	84.29%	\$75,409	16.86%	\$62,696
<b>Totals</b>	<b>\$352,638</b>	<b>\$417,734</b>	<b>84.42%</b>	<b>\$2,088,672</b>	<b>16.88%</b>	<b>\$1,736,034</b>

#### Carryover Status

Fiscal Year	Allocation	Expenditures	Carryover Amount	Carryover %	Carryover Threshold %	Locked
2023-24	\$1,748,451	\$12,417	\$1,736,034	 99.29%	80%	-

#### Additional Comments

Not Entered


### Jurupa Unified 2023-24 Q1

Submitted by Annamarie Montanez

Approved by Autumn Valencia

Object Code	Year to Date (YTD) Expenditure	YTD Forecast	% Expended of YTD Forecast	Project Budget	% Expended of Project Budget	Budget Remaining
1000 - Instructional Salaries	\$76,053	\$89,250	85.21%	\$595,000	12.78%	\$518,947
2000 - Non-Instructional Salaries	\$52,604	\$48,818	107.75%	\$325,455	16.16%	\$272,851
3000 - Employee Benefits	\$45,884	\$41,400	110.83%	\$276,000	16.62%	\$230,116
4000 - Supplies and Materials	\$23,851	\$16,500	144.55%	\$110,000	21.68%	\$86,149
5000 - Other Operating Expenses and Services	\$21,731	\$10,650	204.05%	\$71,000	30.61%	\$49,269
6000 - Capital Outlay	\$0	\$0	100%	\$0	100%	\$0
7000 - Other Outgo	\$0	\$0	100%	\$0	100%	\$0
Indirect Costs	\$0	\$4,194	0%	\$27,962	0%	\$27,962
<b>Totals</b>	<b>\$220,123</b>	<b>\$210,813</b>	<b>104.42%</b>	<b>\$1,405,417</b>	<b>15.66%</b>	<b>\$1,185,294</b>

**Carryover Status**

Fiscal Year	Allocation	Expenditures	Carryover Amount	Carryover %	Carryover Threshold %	Locked
2023-24	\$1,320,210	\$134,916	\$1,185,294	 <b>89.78%</b>	80%	-

**Additional Comments**

Not Entered


**Moreno Valley Unified  
2023-24 Q1**

Submitted by Elsa Magana

Approved by Autumn Valencia

Object Code	Year to Date (YTD) Expenditure	YTD Forecast	% Expended of YTD Forecast	Project Budget	% Expended of Project Budget	Budget Remaining
1000 - Instructional Salaries	\$103,331	\$100,585	102.73%	\$670,567	15.41%	\$567,236
2000 - Non-Instructional Salaries	\$78,374	\$43,577	179.85%	\$290,511	26.98%	\$212,137
3000 - Employee Benefits	\$74,136	\$65,378	113.4%	\$435,856	17.01%	\$361,720
4000 - Supplies and Materials	\$9,955	\$28,212	35.29%	\$188,081	5.29%	\$178,126
5000 - Other Operating Expenses and Services	\$10,509	\$22,524	46.66%	\$150,159	7%	\$139,650
6000 - Capital Outlay	\$0	\$0	100%	\$0	100%	\$0
7000 - Other Outgo	\$0	\$0	100%	\$0	100%	\$0
Indirect Costs	\$10,054	\$9,474	106.12%	\$63,161	15.92%	\$53,107
<b>Totals</b>	<b>\$286,359</b>	<b>\$269,750</b>	<b>106.16%</b>	<b>\$1,798,335</b>	<b>15.92%</b>	<b>\$1,511,976</b>

**Carryover Status**

Fiscal Year	Allocation	Expenditures	Carryover Amount	Carryover %	Carryover Threshold %	Locked
2023-24	\$1,367,164	-\$144,812	\$1,367,164	 100%	80%	-

**Additional Comments**

Not Entered


**Riverside CCD  
2023-24 Q1**

Submitted by Michael Peterson

Approved by Autumn Valencia

Object Code	Year to Date (YTD) Expenditure	YTD Forecast	% Expended of YTD Forecast	Project Budget	% Expended of Project Budget	Budget Remaining
1000 - Instructional Salaries	\$1,600	\$1,800	88.89%	\$12,000	13.33%	\$10,400
2000 - Non-Instructional Salaries	\$99,534	\$58,865	169.09%	\$392,433	25.36%	\$292,899
3000 - Employee Benefits	\$37,068	\$32,750	113.18%	\$218,336	16.98%	\$181,268
4000 - Supplies and Materials	\$0	\$9,300	0%	\$62,000	0%	\$62,000
5000 - Other Operating Expenses and Services	\$1,818	\$16,416	11.07%	\$109,441	1.66%	\$107,623
6000 - Capital Outlay	\$0	\$0	100%	\$0	100%	\$0
7000 - Other Outgo	\$0	\$0	100%	\$0	100%	\$0
Indirect Costs	\$7,001	\$5,957	117.53%	\$39,711	17.63%	\$32,710
<b>Totals</b>	<b>\$147,021</b>	<b>\$125,088</b>	<b>117.53%</b>	<b>\$833,921</b>	<b>17.63%</b>	<b>\$686,900</b>

**Carryover Status**

Fiscal Year	Allocation	Expenditures	Carryover Amount	Carryover %	Carryover Threshold %	Locked
2023-24	\$666,692	-\$20,208	\$666,692	 100%	80%	-

**Additional Comments**

Not Entered

**Riverside Co. Office of Education  
2023-24 Q1**

Submitted by Ms. Lucie Gonzalez

Approved by Autumn Valencia

Object Code	Year to Date (YTD) Expenditure	YTD Forecast	% Expended of YTD Forecast	Project Budget	% Expended of Project Budget	Budget Remaining
1000 - Instructional Salaries	\$26,598	\$25,655	103.68%	\$171,033	15.55%	\$144,435
2000 - Non-Instructional Salaries	\$14,566	\$8,351	174.42%	\$55,674	26.16%	\$41,108
3000 - Employee Benefits	\$15,962	\$11,639	137.15%	\$77,591	20.57%	\$61,629
4000 - Supplies and Materials	\$17	\$14,534	0.12%	\$96,892	0.02%	\$96,875
5000 - Other Operating Expenses and Services	\$6,322	\$32,250	19.6%	\$215,000	2.94%	\$208,678
6000 - Capital Outlay	\$0	\$0	100%	\$0	100%	\$0
7000 - Other Outgo	\$0	\$0	100%	\$0	100%	\$0
Indirect Costs	\$3,173	\$4,622	68.66%	\$30,810	10.3%	\$27,637
<b>Totals</b>	<b>\$66,638</b>	<b>\$97,050</b>	<b>68.66%</b>	<b>\$647,000</b>	<b>! 10.3%</b>	<b>\$580,362</b>

**Carryover Status**

Fiscal Year	Allocation	Expenditures	Carryover Amount	Carryover %	Carryover Threshold %	Locked
2023-24	\$420,102	-\$160,260	\$420,102	<b>! 100%</b>	80%	-

**Additional Comments**

Not Entered


**Riverside Unified  
2023-24 Q1**

Submitted by Rachel Bramlett

Approved by Autumn Valencia

Object Code	Year to Date (YTD) Expenditure	YTD Forecast	% Expended of YTD Forecast	Project Budget	% Expended of Project Budget	Budget Remaining
1000 - Instructional Salaries	\$124,794	\$321,050	38.87%	\$1,284,199	9.72%	\$1,159,405
2000 - Non-Instructional Salaries	\$165,416	\$178,868	92.48%	\$715,471	23.12%	\$550,055
3000 - Employee Benefits	\$169,034	\$224,813	75.19%	\$899,250	18.8%	\$730,216
4000 - Supplies and Materials	\$76,297	\$91,373	83.5%	\$365,490	20.88%	\$289,193
5000 - Other Operating Expenses and Services	\$123,340	\$72,453	170.24%	\$289,810	42.56%	\$166,470
6000 - Capital Outlay	\$0	\$0	100%	\$0	100%	\$0
7000 - Other Outgo	\$0	\$0	100%	\$0	100%	\$0
Indirect Costs	\$0	\$43,451	0%	\$173,802	0%	\$173,802
<b>Totals</b>	<b>\$658,881</b>	<b>\$932,006</b>	<b>70.69%</b>	<b>\$3,728,022</b>	<b>17.67%</b>	<b>\$3,069,141</b>

**Carryover Status**

Fiscal Year	Allocation	Expenditures	Carryover Amount	Carryover %	Carryover Threshold %	Locked
2023-24	\$3,255,103	\$185,962	\$3,069,141	 <b>94.29%</b>	80%	-

**Additional Comments**

Not Entered

**Val Verde Unified  
2023-24 Q1**

Submitted by John Parker

Approved by Autumn Valencia

Object Code	Year to Date (YTD) Expenditure	YTD Forecast	% Expended of YTD Forecast	Project Budget	% Expended of Project Budget	Budget Remaining
1000 - Instructional Salaries	\$11,403	\$28,727	39.69%	\$220,980	5.16%	\$209,577
2000 - Non-Instructional Salaries	\$28,999	\$14,725	196.94%	\$113,269	25.6%	\$84,270
3000 - Employee Benefits	\$13,823	\$14,298	96.68%	\$109,987	12.57%	\$96,164
4000 - Supplies and Materials	\$4,267	\$26,051	16.38%	\$200,393	2.13%	\$196,126
5000 - Other Operating Expenses and Services	\$40,310	\$38,316	105.21%	\$294,735	13.68%	\$254,425
6000 - Capital Outlay	\$0	\$466	0%	\$3,583	0%	\$3,583
7000 - Other Outgo	\$0	\$0	100%	\$0	100%	\$0
Indirect Costs	\$0	\$5,911	0%	\$45,471	0%	\$45,471
<b>Totals</b>	<b>\$98,802</b>	<b>\$128,494</b>	<b>76.89%</b>	<b>\$988,418</b>	<b>! 10%</b>	<b>\$889,616</b>

**Carryover Status**

Fiscal Year	Allocation	Expenditures	Carryover Amount	Carryover %	Carryover Threshold %	Locked
2023-24	\$863,723	-\$25,893	\$863,723	<b>! 100%</b>	80%	-

**Additional Comments**

Not Entered



California Community Colleges



2023 © California Community Colleges  
NOVA Site Version: 6.5.17