


46 About Students Regional Consortium, Riverside

Consortium Summary | Total Expenditures: \$2,925,457 Total Allocation: \$10,147,804 Total Carryover: \$7,222,347
(71.17%) Carryover Compliance 

Alvord Unified 2023-24 Q2

Submitted by Luis Medina

Approved by Autumn Valencia


Object Code	Year to Date (YTD) Expenditure	YTD Forecast	% Expended of YTD Forecast	Project Budget	% Expended of Project Budget	Budget Remaining
1000 - Instructional Salaries	\$95,024	\$55,500	171.21%	\$185,000	51.36%	\$89,976
2000 - Non-Instructional Salaries	\$20,450	\$21,000	97.38%	\$70,000	29.21%	\$49,550
3000 - Employee Benefits	\$27,274	\$21,051	129.56%	\$70,169	38.87%	\$42,895
4000 - Supplies and Materials	\$67,176	\$49,775	134.96%	\$165,915	40.49%	\$98,739
5000 - Other Operating Expenses and Services	\$84,783	\$34,500	245.75%	\$115,000	73.72%	\$30,217
6000 - Capital Outlay	\$0	\$0	100%	\$0	100%	\$0
7000 - Other Outgo	\$0	\$0	100%	\$0	100%	\$0
Indirect Costs	\$5,975	\$9,092	65.72%	\$30,305	19.72%	\$24,330
Totals	\$300,682	\$190,917	157.49%	\$636,389	47.25%	\$335,707

Member Carryover Compliance Status

Description: The Member Carryover Compliance Status table shows how the member's spending is tracking against the allocations for the displayed fiscal year(s) based on expenditures entered as of the time of viewing.

Expenditures: A negative value indicates that current fiscal year spending has not begun, as there are still unused funds from previous fiscal years.

Carryover Amount & Carryover %: If current fiscal year spending has not yet begun (a negative Expenditures amount), Carryover Amount will remain equal to Allocation and Carryover % will remain 100%.

Fiscal Year	Allocation	Expenditures	Carryover Amount	Carryover %	Carryover Threshold %	Locked
2023-24	\$506,359	\$170,652	\$335,707	 66.3%	60%	-

Corrective Action Plan *

Alvord has spent 47.25% of our allocation for Q2, which is above the target threshold of 30% for Q2. No corrective action is currently needed.

Additional Comments

Not Entered

Allocation Year 2021-22 Closeout

I have reviewed the fiscal reports for my agency and confirmed that all funds for this allocation year have been spent.

2021-22 Reverted Funds:

\$0

**Corona-Norco Unified
2023-24 Q2**

Submitted by Thoibi Rublaitus

Approved by Autumn Valencia


Object Code	Year to Date (YTD) Expenditure	YTD Forecast	% Expended of YTD Forecast	Project Budget	% Expended of Project Budget	Budget Remaining
1000 - Instructional Salaries	\$388,369	\$342,400	113.43%	\$856,000	45.37%	\$467,631
2000 - Non-Instructional Salaries	\$174,017	\$172,800	100.7%	\$432,000	40.28%	\$257,983
3000 - Employee Benefits	\$158,658	\$140,861	112.63%	\$352,153	45.05%	\$193,495
4000 - Supplies and Materials	\$29,138	\$77,201	37.74%	\$193,002	15.1%	\$163,864
5000 - Other Operating Expenses and Services	\$79,533	\$72,043	110.4%	\$180,108	44.16%	\$100,575
6000 - Capital Outlay	\$0	\$0	100%	\$0	100%	\$0
7000 - Other Outgo	\$0	\$0	100%	\$0	100%	\$0
Indirect Costs	\$31,031	\$30,164	102.88%	\$75,409	41.15%	\$44,378
Totals	\$860,746	\$835,469	103.03%	\$2,088,672	41.21%	\$1,227,926

Member Carryover Compliance Status

Description: The Member Carryover Compliance Status table shows how the member's spending is tracking against the allocations for the displayed fiscal year(s) based on expenditures entered as of the time of viewing.

Expenditures: A negative value indicates that current fiscal year spending has not begun, as there are still unused funds from previous fiscal years.

Carryover Amount & Carryover %: If current fiscal year spending has not yet begun (a negative Expenditures amount), Carryover Amount will remain equal to Allocation and Carryover % will remain 100%.

Fiscal Year	Allocation	Expenditures	Carryover Amount	Carryover %	Carryover Threshold %	Locked
2023-24	\$1,748,451	\$520,525	\$1,227,926	 70.23%	60%	-

Corrective Action Plan *

By Q4, we will spend up to 80% according to our plan.

Additional Comments

We have a few large expenses that are encumbered and we are confident that we will send the funds.

Allocation Year 2021-22 Closeout

I have reviewed the fiscal reports for my agency and confirmed that all funds for this allocation year have been spent.

2021-22 Reverted Funds:

\$0

Jurupa Unified

2023-24 Q2

Submitted by Annamarie Montanez

Approved by Autumn Valencia


Object Code	Year to Date (YTD) Expenditure	YTD Forecast	% Expended of YTD Forecast	Project Budget	% Expended of Project Budget	Budget Remaining
1000 - Instructional Salaries	\$231,437	\$267,750	86.44%	\$595,000	38.9%	\$363,563
2000 - Non-Instructional Salaries	\$123,267	\$146,455	84.17%	\$325,455	37.88%	\$202,188
3000 - Employee Benefits	\$119,954	\$124,200	96.58%	\$276,000	43.46%	\$156,046
4000 - Supplies and Materials	\$51,754	\$49,500	104.55%	\$110,000	47.05%	\$58,246
5000 - Other Operating Expenses and Services	\$31,916	\$31,950	99.89%	\$71,000	44.95%	\$39,084
6000 - Capital Outlay	\$0	\$0	100%	\$0	100%	\$0
7000 - Other Outgo	\$0	\$0	100%	\$0	100%	\$0
Indirect Costs	\$0	\$12,583	0%	\$27,962	0%	\$27,962
Totals	\$558,328	\$632,438	88.28%	\$1,405,417	39.73%	\$847,089

Member Carryover Compliance Status

Description: The Member Carryover Compliance Status table shows how the member's spending is tracking against the allocations for the displayed fiscal year(s) based on expenditures entered as of the time of viewing.

Expenditures: A negative value indicates that current fiscal year spending has not begun, as there are still unused funds from previous fiscal years.

Carryover Amount & Carryover %: If current fiscal year spending has not yet begun (a negative Expenditures amount), Carryover Amount will remain equal to Allocation and Carryover % will remain 100%.

Fiscal Year	Allocation	Expenditures	Carryover Amount	Carryover %	Carryover Threshold %	Locked
2023-24	\$1,320,210	\$473,121	\$847,089	 64.16%	60%	-

Corrective Action Plan *

Our program implementation through the remaining quarters of the 23-24 school year will expend the majority of our allocation, resulting in reaching our target expenditure amounts.

Additional Comments

Not Entered

Allocation Year 2021-22 Closeout

I have reviewed the fiscal reports for my agency and confirmed that all funds for this allocation year have been spent.

2021-22 Reverted Funds:

\$0

Moreno Valley Unified 2023-24 Q2

Submitted by Elsa Magana

Approved by Autumn Valencia


Object Code	Year to Date (YTD) Expenditure	YTD Forecast	% Expended of YTD Forecast	Project Budget	% Expended of Project Budget	Budget Remaining
1000 - Instructional Salaries	\$281,105	\$201,170	139.73%	\$670,567	41.92%	\$389,462
2000 - Non-Instructional Salaries	\$155,229	\$87,153	178.11%	\$290,511	53.43%	\$135,282
3000 - Employee Benefits	\$175,786	\$130,757	134.44%	\$435,856	40.33%	\$260,070
4000 - Supplies and Materials	\$28,979	\$56,424	51.36%	\$188,081	15.41%	\$159,102
5000 - Other Operating Expenses and Services	\$50,966	\$45,048	113.14%	\$150,159	33.94%	\$99,193
6000 - Capital Outlay	\$0	\$0	100%	\$0	100%	\$0
7000 - Other Outgo	\$0	\$0	100%	\$0	100%	\$0
Indirect Costs	\$25,186	\$18,948	132.92%	\$63,161	39.88%	\$37,975
Totals	\$717,251	\$539,501	132.95%	\$1,798,335	39.88%	\$1,081,084

Member Carryover Compliance Status

Description: The Member Carryover Compliance Status table shows how the member's spending is tracking against the allocations for the displayed fiscal year(s) based on expenditures entered as of the time of viewing.

Expenditures: A negative value indicates that current fiscal year spending has not begun, as there are still unused funds from previous fiscal years.

Carryover Amount & Carryover %: If current fiscal year spending has not yet begun (a negative Expenditures amount), Carryover Amount will remain equal to Allocation and Carryover % will remain 100%.

Fiscal Year	Allocation	Expenditures	Carryover Amount	Carryover %	Carryover Threshold %	Locked
2023-24	\$1,367,164	\$286,080	\$1,081,084	 79.07%	60%	-

Corrective Action Plan *

New program being added, additional extra duty hours for staff for PLC implementation and WASC preparation, WASC committee expenses. Third and fourth quarters should reflect additional expenses.

Additional Comments

Not Entered

Allocation Year 2021-22 Closeout

I have reviewed the fiscal reports for my agency and confirmed that all funds for this allocation year have been spent.

2021-22 Reverted Funds:

\$0

Riverside CCD

2023-24 Q2

Submitted by Michael Peterson

Approved by Autumn Valencia


Object Code	Year to Date (YTD) Expenditure	YTD Forecast	% Expended of YTD Forecast	Project Budget	% Expended of Project Budget	Budget Remaining
1000 - Instructional Salaries	\$1,600	\$482	332.29%	\$1,605	99.69%	\$5
2000 - Non-Instructional Salaries	\$192,900	\$115,298	167.31%	\$384,325	50.19%	\$191,425
3000 - Employee Benefits	\$97,250	\$68,162	142.68%	\$227,205	42.8%	\$129,955
4000 - Supplies and Materials	\$608	\$21,491	2.83%	\$71,635	0.85%	\$71,027
5000 - Other Operating Expenses and Services	\$33,328	\$32,832	101.51%	\$109,440	30.45%	\$76,112
6000 - Capital Outlay	\$0	\$0	100%	\$0	100%	\$0
7000 - Other Outgo	\$0	\$0	100%	\$0	100%	\$0
Indirect Costs	\$16,284	\$11,913	136.69%	\$39,711	41.01%	\$23,427
Totals	\$341,970	\$250,176	136.69%	\$833,921	41.01%	\$491,951

Member Carryover Compliance Status

Description: The Member Carryover Compliance Status table shows how the member's spending is tracking against the allocations for the displayed fiscal year(s) based on expenditures entered as of the time of viewing.

Expenditures: A negative value indicates that current fiscal year spending has not begun, as there are still unused funds from previous fiscal years.

Carryover Amount & Carryover %: If current fiscal year spending has not yet begun (a negative Expenditures amount), Carryover Amount will remain equal to Allocation and Carryover % will remain 100%.

Fiscal Year	Allocation	Expenditures	Carryover Amount	Carryover %	Carryover Threshold %	Locked
2023-24	\$666,692	\$174,741	\$491,951	 73.79%	60%	-

Corrective Action Plan *

We've currently expended past our Q2 target and have nearly met the target for Q3 already. We're well on track to avoid any excess carryover.

Additional Comments

Not Entered

Allocation Year 2021-22 Closeout

I have reviewed the fiscal reports for my agency and confirmed that all funds for this allocation year have been spent.

2021-22 Reverted Funds:

\$0

Riverside Co. Office of Education

2023-24 Q2

Submitted by Ms. Lucie Gonzalez

Approved by Autumn Valencia


Object Code	Year to Date (YTD) Expenditure	YTD Forecast	% Expended of YTD Forecast	Project Budget	% Expended of Project Budget	Budget Remaining
1000 - Instructional Salaries	\$54,384	\$51,310	105.99%	\$171,033	31.8%	\$116,649
2000 - Non-Instructional Salaries	\$33,761	\$16,702	202.14%	\$55,674	60.64%	\$21,913
3000 - Employee Benefits	\$34,398	\$23,277	147.77%	\$77,591	44.33%	\$43,193
4000 - Supplies and Materials	\$815	\$29,068	2.8%	\$96,892	0.84%	\$96,077
5000 - Other Operating Expenses and Services	\$7,651	\$64,500	11.86%	\$215,000	3.56%	\$207,349
6000 - Capital Outlay	\$0	\$0	100%	\$0	100%	\$0
7000 - Other Outgo	\$0	\$0	100%	\$0	100%	\$0
Indirect Costs	\$5,501	\$9,243	59.52%	\$30,810	17.85%	\$25,309
Totals	\$136,510	\$194,100	70.33%	\$647,000	 21.1%	\$510,490

Member Carryover Compliance Status

Description: The Member Carryover Compliance Status table shows how the member's spending is tracking against the allocations for the displayed fiscal year(s) based on expenditures entered as of the time of viewing.

Expenditures: A negative value indicates that current fiscal year spending has not begun, as there are still unused funds from previous fiscal years.

Carryover Amount & Carryover %: If current fiscal year spending has not yet begun (a negative Expenditures amount), Carryover Amount will remain equal to Allocation and Carryover % will remain 100%.

Fiscal Year	Allocation	Expenditures	Carryover Amount	Carryover %	Carryover Threshold %	Locked
2023-24	\$420,102	-\$90,388	\$420,102	 100%	60%	-

Corrective Action Plan *

RCOE is currently recruiting a Non-Instructional Program Assistant to help deliver GED testing to inmates at Robert Presley Detention Center. The costs of salary and benefits for this position will help RCOE to reduce the excess carryover for the current year. Additionally, the County Office of Education has approved raises for the classified, certificated and management staff to be disbursed at the end of February. These include a one-time retro active payment as well. These salary increases will be reflected in RCOE's expenditures in the Instructional and Non-Instructional Salaries categories, as well as benefits.

Additional Comments

CAEP funds were used to support the consortium's annual plan goals and RCOE's Desert Edge School programs at Robert Presley Detention Center (Riverside) and Riverside Day Reporting Center with partial salaries and benefits for the principal, ASE/ABE teachers, attendance registration technician, secretary, GED program assistant that serve the students. RCOE also paid for forklift certifications for Riverside Day Reporting Center students enrolled in Workforce Readiness classes. RCOE recently approved raises and a retro active payment for the certificated, classified and management employees. RCOE's expenditures in

Instructional and Non-Instructional Salaries and Benefits will reflect these salary increases. There are also supplies and services for each site.

Allocation Year 2021-22 Closeout

I have reviewed the fiscal reports for my agency and confirmed that all funds for this allocation year have been spent.

2021-22 Reverted Funds:

\$0

Riverside Unified 2023-24 Q2

Submitted by Rachel Bramlett

Approved by Autumn Valencia


Object Code	Year to Date (YTD) Expenditure	YTD Forecast	% Expended of YTD Forecast	Project Budget	% Expended of Project Budget	Budget Remaining
1000 - Instructional Salaries	\$635,056	\$642,100	98.9%	\$1,284,199	49.45%	\$649,143
2000 - Non-Instructional Salaries	\$353,189	\$357,736	98.73%	\$715,471	49.36%	\$362,282
3000 - Employee Benefits	\$441,690	\$449,625	98.24%	\$899,250	49.12%	\$457,560
4000 - Supplies and Materials	\$111,318	\$182,745	60.91%	\$365,490	30.46%	\$254,172
5000 - Other Operating Expenses and Services	\$161,265	\$144,905	111.29%	\$289,810	55.65%	\$128,545
6000 - Capital Outlay	\$0	\$0	100%	\$0	100%	\$0
7000 - Other Outgo	\$0	\$0	100%	\$0	100%	\$0
Indirect Costs	\$0	\$86,901	0%	\$173,802	0%	\$173,802
Totals	\$1,702,518	\$1,864,011	91.34%	\$3,728,022	45.67%	\$2,025,504

Member Carryover Compliance Status

Description: The Member Carryover Compliance Status table shows how the member's spending is tracking against the allocations for the displayed fiscal year(s) based on expenditures entered as of the time of viewing.

Expenditures: A negative value indicates that current fiscal year spending has not begun, as there are still unused funds from previous fiscal years.

Carryover Amount & Carryover %: If current fiscal year spending has not yet begun (a negative Expenditures amount), Carryover Amount will remain equal to Allocation and Carryover % will remain 100%.

Fiscal Year	Allocation	Expenditures	Carryover Amount	Carryover %	Carryover Threshold %	Locked
2023-24	\$3,255,103	\$1,229,599	\$2,025,504	 62.23%	60%	-

Corrective Action Plan *

The current RAS CAEP budget plans to expend all but the required amount of permitted carryover prior to the end of the school year.

Additional Comments

Not Entered

Allocation Year 2021-22 Closeout

I have reviewed the fiscal reports for my agency and confirmed that all funds for this allocation year have been spent.

2021-22 Reverted Funds:

\$0

**Val Verde Unified
2023-24 Q2**

Submitted by John Parker

Approved by Autumn Valencia

Object Code	Year to Date (YTD) Expenditure	YTD Forecast	% Expended of YTD Forecast	Project Budget	% Expended of Project Budget	Budget Remaining
1000 - Instructional Salaries	\$42,879	\$99,055	43.29%	\$260,671	16.45%	\$217,792
2000 - Non-Instructional Salaries	\$57,887	\$43,042	134.49%	\$113,269	51.11%	\$55,382
3000 - Employee Benefits	\$31,787	\$45,771	69.45%	\$120,449	26.39%	\$88,662
4000 - Supplies and Materials	\$10,494	\$53,330	19.68%	\$140,341	7.48%	\$129,847
5000 - Other Operating Expenses and Services	\$52,387	\$115,219	45.47%	\$303,208	17.28%	\$250,821
6000 - Capital Outlay	\$0	\$1,362	0%	\$3,583	0%	\$3,583
7000 - Other Outgo	\$0	\$0	100%	\$0	100%	\$0
Indirect Costs	\$0	\$17,821	0%	\$46,897	0%	\$46,897
Totals	\$195,434	\$375,599	52.03%	\$988,418	19.77%	\$792,984

Member Carryover Compliance Status

Description: The Member Carryover Compliance Status table shows how the member's spending is tracking against the allocations for the displayed fiscal year(s) based on expenditures entered as of the time of viewing.

Expenditures: A negative value indicates that current fiscal year spending has not begun, as there are still unused funds from previous fiscal years.

Carryover Amount & Carryover %: If current fiscal year spending has not yet begun (a negative Expenditures amount), Carryover Amount will remain equal to Allocation and Carryover % will remain 100%.

Fiscal Year	Allocation	Expenditures	Carryover Amount	Carryover %	Carryover Threshold %	Locked
2023-24	\$863,723	\$70,739	\$792,984	91.81%	60%	-

Corrective Action Plan *

Leadership Funds: As a result of a new contract with Sage to provide CoP services, as well as other contracted services, we have established and projected needs of materials and supplies. The next quarter will show a significant increase in spending. The consortium is also moving toward a permanent redistribution of a portion of the Leadership budget which will limit the Leadership Budget carryover to no more than 20%.

Additional Comments

Not Entered

Allocation Year 2021-22 Closeout

I have reviewed the fiscal reports for my agency and confirmed that all funds for this allocation year have been spent.

2021-22 Reverted Funds:

\$0



California
Community
Colleges



2024 © California Community Colleges

NOVA Site Version: 6.6.1