

47 Inland Adult Education Consortium

Consortium Summary | Total Expenditures: **\$4,468,205** Total Allocation: **\$12,874,673** Total Carryover: **\$8,406,468**
(65.29%) Carryover Compliance i

Colton Joint Unified 2023-24 Q2

Submitted by Angela Hatter

Approved by Emma Diaz

Object Code	Year to Date (YTD) Expenditure	YTD Forecast	% Expended of YTD Forecast	Project Budget	% Expended of Project Budget	Budget Remaining
1000 - Instructional Salaries	\$172,195	\$139,010	123.87%	\$463,366	37.16%	\$291,171
2000 - Non-Instructional Salaries	\$54,268	\$67,373	80.55%	\$224,576	24.16%	\$170,308
3000 - Employee Benefits	\$81,251	\$75,105	108.18%	\$250,349	32.46%	\$169,098
4000 - Supplies and Materials	\$1,147	\$10,171	11.28%	\$33,904	3.38%	\$32,757
5000 - Other Operating Expenses and Services	\$15,681	\$24,796	63.24%	\$82,653	18.97%	\$66,972
6000 - Capital Outlay	\$0	\$0	100%	\$0	100%	\$0
7000 - Other Outgo	\$0	\$0	100%	\$0	100%	\$0
Indirect Costs	\$0	\$15,810	0%	\$52,700	0%	\$52,700
Totals	\$324,542	\$332,264	97.68%	\$1,107,548	! 29.3%	\$783,006

Member Carryover Compliance Status

Description: The Member Carryover Compliance Status table shows how the member's spending is tracking against the allocations for the displayed fiscal year(s) based on expenditures entered as of the time of viewing.

Expenditures: A negative value indicates that current fiscal year spending has not begun, as there are still unused funds from previous fiscal years.

Carryover Amount & Carryover %: If current fiscal year spending has not yet begun (a negative Expenditures amount), Carryover Amount will remain equal to Allocation and Carryover % will remain 100%.

Fiscal Year	Allocation	Expenditures	Carryover Amount	Carryover %	Carryover Threshold %	Locked
2023-24	\$1,032,823	\$249,817	\$783,006	! 75.81%	60%	-

Corrective Action Plan *

Recruitment for new positions is still underway, with start dates anticipated in early March 2024. Some expenses were inadvertently posted to other funding accounts prior to the Q2 deadline. Corrections will be made on the Q3 claim. Increases in salary expenditures and planned accounting corrections will significantly reduce the carryover for the current year.

Additional Comments

Not Entered

Allocation Year 2021-22 Closeout

I have reviewed the fiscal reports for my agency and confirmed that all funds for this allocation year have been spent.


2021-22 Reverted Funds:

\$0

**Redlands Unified
2023-24 Q2**

Submitted by Troy Martinez

Approved by Emma Diaz


Object Code	Year to Date (YTD) Expenditure	YTD Forecast	% Expended of YTD Forecast	Project Budget	% Expended of Project Budget	Budget Remaining
1000 - Instructional Salaries	\$178,968	\$298,123	60.03%	\$596,246	30.02%	\$417,278
2000 - Non-Instructional Salaries	\$54,114	\$73,157	73.97%	\$146,314	36.98%	\$92,200
3000 - Employee Benefits	\$75,750	\$160,000	47.34%	\$320,000	23.67%	\$244,250
4000 - Supplies and Materials	\$3,599	\$50,000	7.2%	\$100,000	3.6%	\$96,401
5000 - Other Operating Expenses and Services	\$9,355	\$25,000	37.42%	\$50,000	18.71%	\$40,645
6000 - Capital Outlay	\$0	\$9,664	0%	\$19,328	0%	\$19,328
7000 - Other Outgo	\$0	\$0	100%	\$0	100%	\$0
Indirect Costs	\$0	\$0	100%	\$0	100%	\$0
Totals	\$321,786	\$615,944	52.24%	\$1,231,888	 26.12%	\$910,102

Member Carryover Compliance Status

Description: The Member Carryover Compliance Status table shows how the member's spending is tracking against the allocations for the displayed fiscal year(s) based on expenditures entered as of the time of viewing.

Expenditures: A negative value indicates that current fiscal year spending has not begun, as there are still unused funds from previous fiscal years.

Carryover Amount & Carryover %: If current fiscal year spending has not yet begun (a negative Expenditures amount), Carryover Amount will remain equal to Allocation and Carryover % will remain 100%.

Fiscal Year	Allocation	Expenditures	Carryover Amount	Carryover %	Carryover Threshold %	Locked
2023-24	\$1,128,512	\$218,410	\$910,102	 80.65%	60%	-

Corrective Action Plan *

Currently, there are pre-encumbered expenses totaling \$189,290. Once these clear we will be at 63.05% of total allocated funds spent.

Additional Comments

Not Entered

Allocation Year 2021-22 Closeout

I have reviewed the fiscal reports for my agency and confirmed that all funds for this allocation year have been spent.

2021-22 Reverted Funds:

\$0

Rialto Unified

2023-24 Q2

Submitted by Nicole Albiso

Approved by Emma Diaz

Object Code	Year to Date (YTD) Expenditure	YTD Forecast	% Expended of YTD Forecast	Project Budget	% Expended of Project Budget	Budget Remaining
1000 - Instructional Salaries	\$334,661	\$377,944	88.55%	\$839,875	39.85%	\$505,214
2000 - Non-Instructional Salaries	\$83,527	\$82,343	101.44%	\$182,985	45.65%	\$99,458
Totals	\$835,335	\$1,001,190	83.43%	\$2,224,866	37.55%	\$1,389,531


Object Code	Year to Date (YTD) Expenditure	YTD Forecast	% Expended of YTD Forecast	Project Budget	% Expended of Project Budget	Budget Remaining
3000 - Employee Benefits	\$171,500	\$195,338	87.8%	\$434,085	39.51%	\$262,585
4000 - Supplies and Materials	\$149,252	\$221,810	67.29%	\$492,910	30.28%	\$343,658
5000 - Other Operating Expenses and Services	\$73,968	\$56,265	131.46%	\$125,033	59.16%	\$51,065
6000 - Capital Outlay	\$13,563	\$25,848	52.47%	\$57,439	23.61%	\$43,876
7000 - Other Outgo	\$0	\$0	100%	\$0	100%	\$0
Indirect Costs	\$8,864	\$41,643	21.29%	\$92,539	9.58%	\$83,675
Totals	\$835,335	\$1,001,190	83.43%	\$2,224,866	37.55%	\$1,389,531

Member Carryover Compliance Status

Description: The Member Carryover Compliance Status table shows how the member's spending is tracking against the allocations for the displayed fiscal year(s) based on expenditures entered as of the time of viewing.

Expenditures: A negative value indicates that current fiscal year spending has not begun, as there are still unused funds from previous fiscal years.

Carryover Amount & Carryover %: If current fiscal year spending has not yet begun (a negative Expenditures amount), Carryover Amount will remain equal to Allocation and Carryover % will remain 100%.

Fiscal Year	Allocation	Expenditures	Carryover Amount	Carryover %	Carryover Threshold %	Locked
2023-24	\$1,415,152	\$25,621	\$1,389,531	 98.19%	60%	-

Corrective Action Plan *

Payments for technology upgrades are still pending.

Additional Comments

Not Entered

Allocation Year 2021-22 Closeout

I have reviewed the fiscal reports for my agency and confirmed that all funds for this allocation year have been spent.

2021-22 Reverted Funds:

\$0

San Bernardino CCD 2023-24 Q2

Submitted by Emma Diaz

Approved by Emma Diaz


Object Code	Year to Date (YTD) Expenditure	YTD Forecast	% Expended of YTD Forecast	Project Budget	% Expended of Project Budget	Budget Remaining
1000 - Instructional Salaries	\$231,376	\$260,162	88.94%	\$650,406	35.57%	\$419,030
2000 - Non-Instructional Salaries	\$20,146	\$18,000	111.92%	\$45,000	44.77%	\$24,854
3000 - Employee Benefits	\$93,413	\$96,000	97.31%	\$240,000	38.92%	\$146,587
4000 - Supplies and Materials	\$2,975	\$2,000	148.75%	\$5,000	59.5%	\$2,025
5000 - Other Operating Expenses and Services	\$96,148	\$173,284	55.49%	\$433,210	22.19%	\$337,062
6000 - Capital Outlay	\$0	\$0	100%	\$0	100%	\$0
7000 - Other Outgo	\$0	\$0	100%	\$0	100%	\$0
Indirect Costs	\$8,000	\$16,000	50%	\$40,000	20%	\$32,000
Totals	\$452,058	\$565,446	79.95%	\$1,413,616	31.98%	\$961,558

Member Carryover Compliance Status

Description: The Member Carryover Compliance Status table shows how the member's spending is tracking against the allocations for the displayed fiscal year(s) based on expenditures entered as of the time of viewing.

Expenditures: A negative value indicates that current fiscal year spending has not begun, as there are still unused funds from previous fiscal years.

Carryover Amount & Carryover %: If current fiscal year spending has not yet begun (a negative Expenditures amount), Carryover Amount will remain equal to Allocation and Carryover % will remain 100%.

Fiscal Year	Allocation	Expenditures	Carryover Amount	Carryover %	Carryover Threshold %	Locked
2023-24	\$1,144,823	\$183,265	\$961,558	 83.99%	60%	-

Corrective Action Plan *

The SBCCD serves as the fiscal agent. Some funds are being held for future COLA discussion by the Executive Committee (voting membership).

Additional Comments

Not Entered

Allocation Year 2021-22 Closeout

I have reviewed the fiscal reports for my agency and confirmed that all funds for this allocation year have been spent.

2021-22 Reverted Funds:

\$0

San Bernardino City Unified 2023-24 Q2

Submitted by Raul Pedraza

Approved by Emma Diaz


Object Code	Year to Date (YTD) Expenditure	YTD Forecast	% Expended of YTD Forecast	Project Budget	% Expended of Project Budget	Budget Remaining
1000 - Instructional Salaries	\$1,056,783	\$1,053,622	100.3%	\$2,634,056	40.12%	\$1,577,273
2000 - Non-Instructional Salaries	\$792,288	\$659,933	120.06%	\$1,649,832	48.02%	\$857,544
3000 - Employee Benefits	\$895,633	\$872,618	102.64%	\$2,181,545	41.05%	\$1,285,912
4000 - Supplies and Materials	\$19,273	\$192,011	10.04%	\$480,028	4.01%	\$460,755
5000 - Other Operating Expenses and Services	\$190,131	\$157,271	120.89%	\$393,178	48.36%	\$203,047
6000 - Capital Outlay	\$0	\$0	100%	\$0	100%	\$0
7000 - Other Outgo	\$0	\$0	100%	\$0	100%	\$0
Indirect Costs	\$50,020	\$101,846	49.11%	\$254,615	19.65%	\$204,595
Totals	\$3,004,128	\$3,037,302	98.91%	\$7,593,254	39.56%	\$4,589,126

Member Carryover Compliance Status

Description: The Member Carryover Compliance Status table shows how the member's spending is tracking against the allocations for the displayed fiscal year(s) based on expenditures entered as of the time of viewing.

Expenditures: A negative value indicates that current fiscal year spending has not begun, as there are still unused funds from previous fiscal years.

Carryover Amount & Carryover %: If current fiscal year spending has not yet begun (a negative Expenditures amount), Carryover Amount will remain equal to Allocation and Carryover % will remain 100%.

Fiscal Year	Allocation	Expenditures	Carryover Amount	Carryover %	Carryover Threshold %	Locked
2023-24	\$6,479,927	\$1,890,801	\$4,589,126	 70.82%	60%	-

Corrective Action Plan *

Carryover Threshold % met as of Q2.

Additional Comments

Not Entered

Allocation Year 2021-22 Closeout

I have reviewed the fiscal reports for my agency and confirmed that all funds for this allocation year have been spent.

2021-22 Reverted Funds:
\$0

**San Bernardino Co. Office of Education
2023-24 Q2**

Submitted by Arturo Chavez

Approved by Emma Diaz

Object Code	Year to Date (YTD) Expenditure	YTD Forecast	% Expended of YTD Forecast	Project Budget	% Expended of Project Budget	Budget Remaining
1000 - Instructional Salaries	\$19,452	\$24,450	79.56%	\$61,125	31.82%	\$41,673
2000 - Non-Instructional Salaries	\$42,370	\$36,000	117.69%	\$90,000	47.08%	\$47,630
3000 - Employee Benefits	\$27,887	\$21,200	131.54%	\$53,000	52.62%	\$25,113
4000 - Supplies and Materials	\$0	\$1,200	0%	\$3,000	0%	\$3,000
5000 - Other Operating Expenses and Services	\$169,116	\$190,468	88.79%	\$476,171	35.52%	\$307,055
6000 - Capital Outlay	\$0	\$0	100%	\$0	100%	\$0
7000 - Other Outgo	\$0	\$0	100%	\$0	100%	\$0
Indirect Costs	\$12,941	\$13,666	94.69%	\$34,165	37.88%	\$21,224
Totals	\$271,766	\$286,984	94.7%	\$717,461	37.88%	\$445,695

Member Carryover Compliance Status

Description: The Member Carryover Compliance Status table shows how the member's spending is tracking against the allocations for the displayed fiscal year(s) based on expenditures entered as of the time of viewing.

Expenditures: A negative value indicates that current fiscal year spending has not begun, as there are still unused funds from previous fiscal years.

Carryover Amount & Carryover %: If current fiscal year spending has not yet begun (a negative Expenditures amount), Carryover Amount will remain equal to Allocation and Carryover % will remain 100%.

Fiscal Year	Allocation	Expenditures	Carryover Amount	Carryover %	Carryover Threshold %	Locked
2023-24	\$605,053	\$159,358	\$445,695	 73.66%	60%	-

Corrective Action Plan *

We are offering more adult trainings in the Spring that will show in the Q3 expenditure reports.

Additional Comments

Not Entered

Allocation Year 2021-22 Closeout

I have reviewed the fiscal reports for my agency and confirmed that all funds for this allocation year have been spent.

2021-22 Reverted Funds:

\$0

**Yucaipa-Calimesa Joint Unified
2023-24 Q2**

Submitted by Dana Carter

Approved by Emma Diaz

Object Code	Year to Date (YTD) Expenditure	YTD Forecast	% Expended of YTD Forecast	Project Budget	% Expended of Project Budget	Budget Remaining
1000 - Instructional Salaries	\$100,834	\$136,863	73.68%	\$342,158	29.47%	\$241,324
2000 - Non-Instructional Salaries	\$36,738	\$28,800	127.56%	\$72,000	51.03%	\$35,262
3000 - Employee Benefits	\$58,838	\$69,200	85.03%	\$173,000	34.01%	\$114,162
4000 - Supplies and Materials	\$4,490	\$4,000	112.25%	\$10,000	44.9%	\$5,510
5000 - Other Operating Expenses and Services	\$35,875	\$24,000	149.48%	\$60,000	59.79%	\$24,125
6000 - Capital Outlay	\$0	\$298,520	0%	\$746,299	0%	\$746,299
7000 - Other Outgo	\$0	\$0	100%	\$0	100%	\$0
Indirect Costs	\$0	\$5,600	0%	\$14,000	0%	\$14,000
Totals	\$236,775	\$566,983	41.76%	\$1,417,457	! 16.7%	\$1,180,682

Member Carryover Compliance Status

Description: The Member Carryover Compliance Status table shows how the member's spending is tracking against the allocations for the displayed fiscal year(s) based on expenditures entered as of the time of viewing.

Expenditures: A negative value indicates that current fiscal year spending has not begun, as there are still unused funds from previous fiscal years.

Carryover Amount & Carryover %: If current fiscal year spending has not yet begun (a negative Expenditures amount), Carryover Amount will remain equal to Allocation and Carryover % will remain 100%.

Fiscal Year	Allocation	Expenditures	Carryover Amount	Carryover %	Carryover Threshold %	Locked
2023-24	\$1,068,383	-\$112,299	\$1,068,383	! 100%	60%	-

Corrective Action Plan *

YAS is moving forward with purchase and install of previously approved (but delayed) portable building. The install is currently scheduled to start in June and be completed by August.

Additional Comments

Not Entered

Allocation Year 2021-22 Closeout

I have reviewed the fiscal reports for my agency and confirmed that all funds for this allocation year have been spent.

2021-22 Reverted Funds:

\$0



California
Community
Colleges



2024 © California Community Colleges
NOVA Site Version: 6.7.1