

### 47 Inland Adult Education Consortium

Consortium Summary | Total Expenditures: **\$10,715,539** Total Allocation: **\$12,874,673** Total Carryover: **\$2,159,134** (16.77%)

### Colton Joint Unified 2023-24 Q4

Submitted by Linda Resiwain M.B.A

Approved by Emma Diaz

Object Code	Year to Date (YTD) Expenditure	YTD Forecast	% Expended of YTD Forecast	Project Budget	% Expended of Project Budget	Budget Remaining
1000 - Instructional Salaries	\$459,139	\$278,020	165.15%	\$463,366	99.09%	\$4,227
2000 - Non-Instructional Salaries	\$132,424	\$134,746	98.28%	\$224,576	58.97%	\$92,152
3000 - Employee Benefits	\$206,159	\$150,209	137.25%	\$250,349	82.35%	\$44,190
4000 - Supplies and Materials	\$26,200	\$20,342	128.8%	\$33,904	77.28%	\$7,704
5000 - Other Operating Expenses and Services	\$37,869	\$49,592	76.36%	\$82,653	45.82%	\$44,784
6000 - Capital Outlay	\$0	\$0	100%	\$0	100%	\$0
7000 - Other Outgo	\$0	\$0	100%	\$0	100%	\$0
Indirect Costs	\$43,084	\$31,620	136.26%	\$52,700	81.75%	\$9,616
<b>Totals</b>	<b>\$904,875</b>	<b>\$664,529</b>	<b>136.17%</b>	<b>\$1,107,548</b>	<b>81.7%</b>	<b>\$202,673</b>

#### Member Carryover Compliance Status

**Description:** The Member Carryover Compliance Status table shows how the member's spending is tracking against the allocations for the displayed fiscal year(s) based on expenditures entered as of the time of viewing.

**Expenditures:** A negative value indicates that current fiscal year spending has not begun, as there are still unused funds from previous fiscal years.

**Carryover Amount & Carryover %:** If current fiscal year spending has not yet begun (a negative Expenditures amount), Carryover Amount will remain equal to Allocation and Carryover % will remain 100%.

Fiscal Year	Allocation	Expenditures	Carryover Amount	Carryover %	Carryover Threshold %	Locked
2023-24	\$1,032,823	\$830,150	\$202,673	19.62%	20%	09/20/2024 10:11 AM PDT

**Additional Comments**

Late recruitment for new positions and delayed start date for new IET CNA program contributed to carryover funds. Carryover funds and indirect do not exceed the thresholds.

✓ I certify that our agency did not exceed the allowed indirect rate as directed in the Adult Education Program Guidance.

**Redlands Unified  
2023-24 Q4**

Submitted by Troy Martinez

Approved by Emma Diaz

Object Code	Year to Date (YTD) Expenditure	YTD Forecast	% Expended of YTD Forecast	Project Budget	% Expended of Project Budget	Budget Remaining
1000 - Instructional Salaries	\$512,666	\$596,246	85.98%	\$596,246	85.98%	\$83,580
2000 - Non-Instructional Salaries	\$118,954	\$146,314	81.3%	\$146,314	81.3%	\$27,360
3000 - Employee Benefits	\$207,128	\$320,000	64.73%	\$320,000	64.73%	\$112,872
4000 - Supplies and Materials	\$23,521	\$50,000	47.04%	\$50,000	47.04%	\$26,479
5000 - Other Operating Expenses and Services	\$93,326	\$100,000	93.33%	\$100,000	93.33%	\$6,674
6000 - Capital Outlay	\$12,886	\$19,328	66.67%	\$19,328	66.67%	\$6,442
7000 - Other Outgo	\$0	\$0	100%	\$0	100%	\$0
Indirect Costs	\$0	\$0	100%	\$0	100%	\$0
<b>Totals</b>	<b>\$968,481</b>	<b>\$1,231,888</b>	<b>78.62%</b>	<b>\$1,231,888</b>	<b>78.62%</b>	<b>\$263,407</b>


**Member Carryover Compliance Status**

**Description:** The Member Carryover Compliance Status table shows how the member's spending is tracking against the allocations for the displayed fiscal year(s) based on expenditures entered as of the time of viewing.

**Expenditures:** A negative value indicates that current fiscal year spending has not begun, as there are still unused funds from

previous fiscal years.

**Carryover Amount & Carryover %:** If current fiscal year spending has not yet begun (a negative Expenditures amount), Carryover Amount will remain equal to Allocation and Carryover % will remain 100%.

Fiscal Year	Allocation	Expenditures	Carryover Amount	Carryover %	Carryover Threshold %	Locked
2023-24	\$1,128,512	\$865,105	\$263,407	 23.34%	20%	09/20/2024 10:11 AM PDT

**Additional Comments**

Not Entered

✓ I certify that our agency did not exceed the allowed indirect rate as directed in the Adult Education Program Guidance.

**Rialto Unified**  
2023-24 Q4

Submitted by Nicole Albiso

Approved by Emma Diaz

Object Code	Year to Date (YTD) Expenditure	YTD Forecast	% Expended of YTD Forecast	Project Budget	% Expended of Project Budget	Budget Remaining
1000 - Instructional Salaries	\$833,668	\$750,301	111.11%	\$833,668	100%	\$0
2000 - Non-Instructional Salaries	\$178,922	\$161,030	111.11%	\$178,922	100%	\$0
3000 - Employee Benefits	\$426,130	\$383,517	111.11%	\$426,130	100%	\$0
4000 - Supplies and Materials	\$540,764	\$486,688	111.11%	\$540,764	100%	\$0
5000 - Other Operating Expenses and Services	\$166,486	\$149,837	111.11%	\$166,486	100%	\$0
6000 - Capital Outlay	\$13,563	\$12,207	111.11%	\$13,563	100%	\$0
7000 - Other Outgo	\$0	\$0	100%	\$0	100%	\$0
Indirect Costs	\$65,333	\$58,800	111.11%	\$65,333	100%	\$0
<b>Totals</b>	<b>\$2,224,866</b>	<b>\$2,002,379</b>	<b>111.11%</b>	<b>\$2,224,866</b>	<b>100%</b>	<b>\$0</b>

**Member Carryover Compliance Status**

**Description:** The Member Carryover Compliance Status table shows how the member's spending is tracking against the allocations for the displayed fiscal year(s) based on expenditures entered as of the time of viewing.

**Expenditures:** A negative value indicates that current fiscal year spending has not begun, as there are still unused funds from previous fiscal years.

**Carryover Amount & Carryover %:** If current fiscal year spending has not yet begun (a negative Expenditures amount), Carryover Amount will remain equal to Allocation and Carryover % will remain 100%.

Fiscal Year	Allocation	Expenditures	Carryover Amount	Carryover %	Carryover Threshold %	Locked
2023-24	\$1,415,152	\$1,415,152	\$0	0%	20%	09/20/2024 10:11 AM PDT

**Additional Comments**

Not Entered

✓ I certify that our agency did not exceed the allowed indirect rate as directed in the Adult Education Program Guidance.

**San Bernardino CCD**  
2023-24 Q4

Submitted by Emma Diaz

Approved by Emma Diaz

Object Code	Year to Date (YTD) Expenditure	YTD Forecast	% Expended of YTD Forecast	Project Budget	% Expended of Project Budget	Budget Remaining
1000 - Instructional Salaries	\$555,005	\$520,325	106.67%	\$650,406	85.33%	\$95,401
2000 - Non-Instructional Salaries	\$41,950	\$36,000	116.53%	\$45,000	93.22%	\$3,050
3000 - Employee Benefits	\$221,547	\$192,000	115.39%	\$240,000	92.31%	\$18,453
4000 - Supplies and Materials	\$2,975	\$4,000	74.38%	\$5,000	59.5%	\$2,025
5000 - Other Operating Expenses and Services	\$192,616	\$346,568	55.58%	\$433,210	44.46%	\$240,594
6000 - Capital Outlay	\$0	\$0	100%	\$0	100%	\$0
7000 - Other Outgo	\$0	\$0	100%	\$0	100%	\$0
<b>Totals</b>	<b>\$1,049,394</b>	<b>\$1,130,893</b>	<b>92.79%</b>	<b>\$1,413,616</b>	<b>74.23%</b>	<b>\$364,222</b>


Object Code	Year to Date (YTD) Expenditure	YTD Forecast	% Expended of YTD Forecast	Project Budget	% Expended of Project Budget	Budget Remaining
Indirect Costs	\$35,301	\$32,000	110.32%	\$40,000	88.25%	\$4,699
<b>Totals</b>	<b>\$1,049,394</b>	<b>\$1,130,893</b>	<b>92.79%</b>	<b>\$1,413,616</b>	<b>74.23%</b>	<b>\$364,222</b>

**Member Carryover Compliance Status**

**Description:** The Member Carryover Compliance Status table shows how the member's spending is tracking against the allocations for the displayed fiscal year(s) based on expenditures entered as of the time of viewing.

**Expenditures:** A negative value indicates that current fiscal year spending has not begun, as there are still unused funds from previous fiscal years.

**Carryover Amount & Carryover %:** If current fiscal year spending has not yet begun (a negative Expenditures amount), Carryover Amount will remain equal to Allocation and Carryover % will remain 100%.

Fiscal Year	Allocation	Expenditures	Carryover Amount	Carryover %	Carryover Threshold %	Locked
2023-24	\$1,144,823	\$780,601	\$364,222	 31.81%	20%	09/20/2024 10:11 AM PDT

**Additional Comments**

Not Entered

✓ I certify that our agency did not exceed the allowed indirect rate as directed in the Adult Education Program Guidance.

**San Bernardino City Unified**  
2023-24 Q4

Submitted by Raul Pedraza  
Approved by Emma Diaz

Object Code	Year to Date (YTD) Expenditure	YTD Forecast	% Expended of YTD Forecast	Project Budget	% Expended of Project Budget	Budget Remaining
1000 - Instructional Salaries	\$2,736,976	\$2,227,245	122.89%	\$2,784,056	98.31%	\$47,080
2000 - Non-Instructional Salaries	\$1,586,215	\$1,319,866	120.18%	\$1,649,832	96.14%	\$63,617
3000 - Employee Benefits	\$2,042,345	\$1,745,236	117.02%	\$2,181,545	93.62%	\$139,200
4000 - Supplies and Materials	\$122,562	\$152,022	80.62%	\$190,028	64.5%	\$67,466
5000 - Other Operating Expenses and Services	\$447,759	\$394,542	113.49%	\$493,178	90.79%	\$45,419
6000 - Capital Outlay	\$0	\$0	100%	\$0	100%	\$0
7000 - Other Outgo	\$0	\$0	100%	\$0	100%	\$0
Indirect Costs	\$293,317	\$235,692	124.45%	\$294,615	99.56%	\$1,298
<b>Totals</b>	<b>\$7,229,174</b>	<b>\$6,074,603</b>	<b>119.01%</b>	<b>\$7,593,254</b>	<b>95.21%</b>	<b>\$364,080</b>

**Member Carryover Compliance Status**

**Description:** The Member Carryover Compliance Status table shows how the member's spending is tracking against the allocations for the displayed fiscal year(s) based on expenditures entered as of the time of viewing.

**Expenditures:** A negative value indicates that current fiscal year spending has not begun, as there are still unused funds from previous fiscal years.

**Carryover Amount & Carryover %:** If current fiscal year spending has not yet begun (a negative Expenditures amount), Carryover Amount will remain equal to Allocation and Carryover % will remain 100%.

Fiscal Year	Allocation	Expenditures	Carryover Amount	Carryover %	Carryover Threshold %	Locked
2023-24	\$6,479,927	\$6,115,847	\$364,080	5.62%	20%	09/20/2024 10:11 AM PDT

**Additional Comments**

Not Entered

✓ I certify that our agency did not exceed the allowed indirect rate as directed in the Adult Education Program Guidance.

**San Bernardino Co. Office of Education**

2023-24 Q4

Submitted by Arturo Chavez

Approved by Emma Diaz

Object Code	Year to Date (YTD) Expenditure	YTD Forecast	% Expended of YTD Forecast	Project Budget	% Expended of Project Budget	Budget Remaining
1000 - Instructional Salaries	\$20,416	\$48,900	41.75%	\$61,125	33.4%	\$40,709
2000 - Non-Instructional Salaries	\$87,063	\$72,000	120.92%	\$90,000	96.74%	\$2,937
3000 - Employee Benefits	\$49,971	\$42,400	117.86%	\$53,000	94.28%	\$3,029
4000 - Supplies and Materials	\$1,351	\$2,400	56.29%	\$3,000	45.03%	\$1,649
5000 - Other Operating Expenses and Services	\$249,245	\$380,937	65.43%	\$476,171	52.34%	\$226,926
6000 - Capital Outlay	\$0	\$0	100%	\$0	100%	\$0
7000 - Other Outgo	\$0	\$0	100%	\$0	100%	\$0
Indirect Costs	\$20,402	\$27,332	74.65%	\$34,165	59.72%	\$13,763
<b>Totals</b>	<b>\$428,448</b>	<b>\$573,969</b>	<b>74.65%</b>	<b>\$717,461</b>	<b>! 59.72%</b>	<b>\$289,013</b>

**Member Carryover Compliance Status**

**Description:** The Member Carryover Compliance Status table shows how the member's spending is tracking against the allocations for the displayed fiscal year(s) based on expenditures entered as of the time of viewing.

**Expenditures:** A negative value indicates that current fiscal year spending has not begun, as there are still unused funds from previous fiscal years.

**Carryover Amount & Carryover %:** If current fiscal year spending has not yet begun (a negative Expenditures amount), Carryover Amount will remain equal to Allocation and Carryover % will remain 100%.

Fiscal Year	Allocation	Expenditures	Carryover Amount	Carryover %	Carryover Threshold %	Locked
2023-24	\$605,053	\$316,040	\$289,013	<b>! 47.77%</b>	20%	09/20/2024 10:11 AM PDT

**Additional Comments**

Not Entered


✓ I certify that our agency did not exceed the allowed indirect rate as directed in the Adult Education Program Guidance.



## Yucaipa-Calimesa Joint Unified 2023-24 Q4

Submitted by Dana Carter

Approved by Emma Diaz


Object Code	Year to Date (YTD) Expenditure	YTD Forecast	% Expended of YTD Forecast	Project Budget	% Expended of Project Budget	Budget Remaining
1000 - Instructional Salaries	\$352,430	\$300,000	117.48%	\$375,000	93.98%	\$22,570
2000 - Non-Instructional Salaries	\$95,281	\$88,000	108.27%	\$110,000	86.62%	\$14,719
3000 - Employee Benefits	\$153,668	\$138,400	111.03%	\$173,000	88.83%	\$19,332
4000 - Supplies and Materials	\$13,773	\$12,000	114.78%	\$15,000	91.82%	\$1,227
5000 - Other Operating Expenses and Services	\$73,687	\$80,000	92.11%	\$100,000	73.69%	\$26,313
6000 - Capital Outlay	\$20,879	\$487,566	4.28%	\$609,457	3.43%	\$588,578
7000 - Other Outgo	\$0	\$0	100%	\$0	100%	\$0
Indirect Costs	\$32,000	\$28,000	114.29%	\$35,000	91.43%	\$3,000
<b>Totals</b>	<b>\$741,718</b>	<b>\$1,133,966</b>	<b>65.41%</b>	<b>\$1,417,457</b>	 <b>52.33%</b>	<b>\$675,739</b>

### Member Carryover Compliance Status

**Description:** The Member Carryover Compliance Status table shows how the member's spending is tracking against the allocations for the displayed fiscal year(s) based on expenditures entered as of the time of viewing.

**Expenditures:** A negative value indicates that current fiscal year spending has not begun, as there are still unused funds from previous fiscal years.

**Carryover Amount & Carryover %:** If current fiscal year spending has not yet begun (a negative Expenditures amount), Carryover Amount will remain equal to Allocation and Carryover % will remain 100%.

Fiscal Year	Allocation	Expenditures	Carryover Amount	Carryover %	Carryover Threshold %	Locked
2023-24	\$1,068,383	\$392,644	\$675,739	 <b>63.25%</b>	20%	09/20/2024 10:11 AM PDT

### Additional Comments

Not Entered

✓ I certify that our agency did not exceed the allowed indirect rate as directed in the Adult Education Program Guidance.



California  
Community  
Colleges



2024 © California Community Colleges

NOVA Site Version: 7.3.8