



49 San Francisco Adult Education Consortium

Consortium Summary | Total Expenditures: \$0 Total Allocation: \$4,736,883 Total Carryover: \$4,736,883 (100%)
 Carryover Compliance 

San Francisco CCD 2023-24 Q2

Submitted by Tary Acebey
 Approved by Stephanie Chenard

Object Code	Year to Date (YTD) Expenditure	YTD Forecast	% Expended of YTD Forecast	Project Budget	% Expended of Project Budget	Budget Remaining
1000 - Instructional Salaries	\$306,293	\$600,000	51.05%	\$2,000,000	15.31%	\$1,693,707
2000 - Non-Instructional Salaries	\$371,213	\$244,436	151.86%	\$814,788	45.56%	\$443,575
3000 - Employee Benefits	\$250,517	\$350,280	71.52%	\$1,167,600	21.46%	\$917,083
4000 - Supplies and Materials	\$6,627	\$30,000	22.09%	\$100,000	6.63%	\$93,373
5000 - Other Operating Expenses and Services	\$110,951	\$330,000	33.62%	\$1,100,000	10.09%	\$989,049
6000 - Capital Outlay	\$147,489	\$420,000	35.12%	\$1,400,000	10.53%	\$1,252,511
7000 - Other Outgo	\$0	\$0	100%	\$0	100%	\$0
Indirect Costs	\$59,655	\$98,736	60.42%	\$329,119	18.13%	\$269,464
Totals	\$1,252,745	\$2,073,452	60.42%	\$6,911,507	 18.13%	\$5,658,762

Member Carryover Compliance Status

Description: The Member Carryover Compliance Status table shows how the member's spending is tracking against the allocations for the displayed fiscal year(s) based on expenditures entered as of the time of viewing.

Expenditures: A negative value indicates that current fiscal year spending has not begun, as there are still unused funds from previous fiscal years.

Carryover Amount & Carryover %: If current fiscal year spending has not yet begun (a negative Expenditures amount), Carryover Amount will remain equal to Allocation and Carryover % will remain 100%.

Fiscal Year	Allocation	Expenditures	Carryover Amount	Carryover %	Carryover Threshold %	Locked
2023-24	\$4,263,195	-\$1,395,567	\$4,263,195	100%	N/A	-

Additional Comments

Not Entered

Allocation Year 2021-22 Closeout

I have reviewed the fiscal reports for my agency and confirmed that all funds for this allocation year have been spent.


2021-22 Reverted Funds:

\$0

San Francisco Unified 2023-24 Q2

Submitted by Zachary Gardner

Approved by Stephanie Chenard

Object Code	Year to Date (YTD) Expenditure	YTD Forecast	% Expended of YTD Forecast	Project Budget	% Expended of Project Budget	Budget Remaining
1000 - Instructional Salaries	\$108,731	\$96,676	112.47%	\$386,705	28.12%	\$277,974
2000 - Non-Instructional Salaries	\$59,006	\$29,980	196.82%	\$119,920	49.2%	\$60,914
3000 - Employee Benefits	\$56,745	\$49,552	114.52%	\$198,207	28.63%	\$141,462
4000 - Supplies and Materials	\$512	\$2,475	20.69%	\$9,900	5.17%	\$9,388
5000 - Other Operating Expenses and Services	\$534	\$28,945	1.84%	\$115,780	0.46%	\$115,246
6000 - Capital Outlay	\$0	\$0	100%	\$0	100%	\$0
7000 - Other Outgo	\$0	\$7,500	0%	\$30,000	0%	\$30,000
Indirect Costs	\$0	\$0	100%	\$0	100%	\$0
Totals	\$225,528	\$215,128	104.83%	\$860,512	 26.21%	\$634,984

Member Carryover Compliance Status

Description: The Member Carryover Compliance Status table shows how the member's spending is tracking against the allocations for the displayed fiscal year(s) based on expenditures entered as of the time of viewing.

Expenditures: A negative value indicates that current fiscal year spending has not begun, as there are still unused funds from previous fiscal years.

Carryover Amount & Carryover %: If current fiscal year spending has not yet begun (a negative Expenditures amount), Carryover Amount will remain equal to Allocation and Carryover % will remain 100%.

Fiscal Year	Allocation	Expenditures	Carryover Amount	Carryover %	Carryover Threshold %	Locked
2023-24	\$473,688	-\$161,296	\$473,688	100%	N/A	-

Additional Comments

Not Entered

Allocation Year 2021-22 Closeout

I have reviewed the fiscal reports for my agency and confirmed that all funds for this allocation year have been spent.

2021-22 Reverted Funds:

\$0



California
Community
Colleges



2024 © California Community Colleges
NOVA Site Version: 6.7.1