

### Calaveras Co. Office of Education 2021-22 Q4

Submitted by Jessica Dorris

Approved by Dr. Heather Maloy

Object Code	Year to Date (YTD) Expenditure	YTD Forecast	% Expended of YTD Forecast	Project Budget	% Expended of Project Budget	Budget Remaining
1000 - Instructional Salaries	\$22,910	\$30,708	74.61%	\$30,708	74.61%	\$7,798
2000 - Non-Instructional Salaries	\$0	\$0	100%	\$0	100%	\$0
3000 - Employee Benefits	\$7,161	\$8,770	81.65%	\$8,770	81.65%	\$1,609
4000 - Supplies and Materials	\$10,286	\$15,840	64.94%	\$15,840	64.94%	\$5,554
5000 - Other Operating Expenses and Services	\$6,617	\$64,604	10.24%	\$64,604	10.24%	\$57,987
6000 - Capital Outlay	\$0	\$0	100%	\$0	100%	\$0
7000 - Other Outgo	\$0	\$0	100%	\$0	100%	\$0
Indirect Costs	\$2,349	\$5,996	39.18%	\$5,996	39.18%	\$3,647
<b>Totals</b>	<b>\$49,323</b>	<b>\$125,918</b>	<b>39.17%</b>	<b>\$125,918</b>	<b>39.17%</b>	<b>\$76,595</b>

**Additional Comments**

Not Entered

✓ I certify that our agency did not exceed the allowed indirect rate as directed in the Adult Education Program Guidance.

### Lincoln Unified 2021-22 Q4

Submitted by Lance Morrow

Approved by Dr. Heather Maloy

Object Code	Year to Date (YTD) Expenditure	YTD Forecast	% Expended of YTD Forecast	Project Budget	% Expended of Project Budget	Budget Remaining
1000 - Instructional Salaries	\$35,500	\$8,875	400%	\$35,500	100%	\$0
2000 - Non-Instructional Salaries	\$0	\$0	100%	\$0	100%	\$0
3000 - Employee Benefits	\$12,000	\$3,000	400%	\$12,000	100%	\$0
4000 - Supplies and Materials	\$170	\$43	400%	\$170	100%	\$0
5000 - Other Operating Expenses and Services	\$1,973	\$493	400%	\$1,973	100%	\$0
6000 - Capital Outlay	\$0	\$0	100%	\$0	100%	\$0
7000 - Other Outgo	\$0	\$0	100%	\$0	100%	\$0
Indirect Costs	\$2,475	\$619	400%	\$2,475	100%	\$0
<b>Totals</b>	<b>\$52,118</b>	<b>\$13,030</b>	<b>400%</b>	<b>\$52,118</b>	<b>100%</b>	<b>\$0</b>

**Additional Comments**

Not Entered

✓ I certify that our agency did not exceed the allowed indirect rate as directed in the Adult Education Program Guidance.

**Lodi Unified**  
2021-22 Q4

Submitted by Dr. Heather Maloy

Approved by Dr. Heather Maloy

Object Code	Year to Date (YTD) Expenditure	YTD Forecast	% Expended of YTD Forecast	Project Budget	% Expended of Project Budget	Budget Remaining
1000 - Instructional Salaries	\$675,883	\$428,481	157.74%	\$714,135	94.64%	\$38,252
2000 - Non-Instructional Salaries	\$365,816	\$239,758	152.58%	\$399,597	91.55%	\$33,781
3000 - Employee Benefits	\$374,308	\$238,721	156.8%	\$397,868	94.08%	\$23,560
4000 - Supplies and Materials	\$59,259	\$50,078	118.33%	\$83,464	71%	\$24,205
5000 - Other Operating Expenses and Services	\$185,996	\$129,026	144.15%	\$215,044	86.49%	\$29,048
6000 - Capital Outlay	\$183,497	\$114,471	160.3%	\$190,785	96.18%	\$7,288
7000 - Other Outgo	\$0	\$0	100%	\$0	100%	\$0
Indirect Costs	\$83,063	\$54,303	152.96%	\$90,505	91.78%	\$7,442
<b>Totals</b>	<b>\$1,927,822</b>	<b>\$1,254,839</b>	<b>153.63%</b>	<b>\$2,091,398</b>	<b>92.18%</b>	<b>\$163,576</b>

**Additional Comments**




Not Entered

✓ I certify that our agency did not exceed the allowed indirect rate as directed in the Adult Education Program Guidance.

**Manteca Unified  
2021-22 Q4**

Submitted by Mr. Brad Harrison

Approved by Dr. Heather Maloy

Object Code	Year to Date (YTD) Expenditure	YTD Forecast	% Expended of YTD Forecast	Project Budget	% Expended of Project Budget	Budget Remaining
1000 - Instructional Salaries	\$662,549	\$791,238	83.74%	\$791,238	83.74%	\$128,689
2000 - Non-Instructional Salaries	\$431,001	\$406,004	106.16%	\$406,004	106.16%	-\$24,997 
3000 - Employee Benefits	\$294,136	\$392,371	74.96%	\$392,371	74.96%	\$98,235
4000 - Supplies and Materials	\$294,606	\$562,801	52.35%	\$562,801	52.35%	\$268,195
5000 - Other Operating Expenses and Services	\$174,549	\$131,129	133.11%	\$131,129	133.11%	-\$43,420 
6000 - Capital Outlay	\$20,330	\$105,085	19.35%	\$105,085	19.35%	\$84,755
7000 - Other Outgo	\$2,027	\$0	100%	\$0	100%	-\$2,027 
Indirect Costs	\$91,914	\$119,184	77.12%	\$119,184	77.12%	\$27,270
<b>Totals</b>	<b>\$1,971,112</b>	<b>\$2,507,812</b>	<b>78.6%</b>	<b>\$2,507,812</b>	<b>78.6%</b>	<b>\$536,700</b>

**Additional Comments**

Program was over budget , overage was covered by carryover funds

✓ I certify that our agency did not exceed the allowed indirect rate as directed in the Adult Education Program Guidance.

**River Delta Joint Unified  
2021-22 Q4**

Submitted by Vicki Preciado

Approved by Dr. Heather Maloy

Object Code	Year to Date (YTD) Expenditure	YTD Forecast	% Expended of YTD Forecast	Project Budget	% Expended of Project Budget	Budget Remaining
1000 - Instructional Salaries	\$16,616	\$13,500	123.08%	\$45,000	36.92%	\$28,384
2000 - Non-Instructional Salaries	\$17,263	\$7,500	230.17%	\$25,000	69.05%	\$7,737
3000 - Employee Benefits	\$10,413	\$6,000	173.55%	\$20,000	52.07%	\$9,587
4000 - Supplies and Materials	\$7,962	\$7,105	112.07%	\$23,682	33.62%	\$15,720
5000 - Other Operating Expenses and Services	\$18,964	\$12,000	158.03%	\$40,000	47.41%	\$21,036
6000 - Capital Outlay	\$0	\$0	100%	\$0	100%	\$0
7000 - Other Outgo	\$0	\$0	100%	\$0	100%	\$0
Indirect Costs	\$1,578	\$1,976	79.85%	\$6,587	23.96%	\$5,009
<b>Totals</b>	<b>\$72,796</b>	<b>\$48,081</b>	<b>151.4%</b>	<b>\$160,269</b>	<b>45.42%</b>	<b>\$87,473</b>

**Additional Comments**

Not Entered

✓ I certify that our agency did not exceed the allowed indirect rate as directed in the Adult Education Program Guidance.

**San Joaquin Co. Office of Education**  
2021-22 Q4

Submitted by Tony Damele

Approved by Dr. Heather Maloy

Object Code	Year to Date (YTD) Expenditure	YTD Forecast	% Expended of YTD Forecast	Project Budget	% Expended of Project Budget	Budget Remaining
1000 - Instructional Salaries	\$0	\$0	100%	\$0	100%	\$0
2000 - Non-Instructional Salaries	\$0	\$0	100%	\$0	100%	\$0
3000 - Employee Benefits	\$0	\$0	100%	\$0	100%	\$0
4000 - Supplies and Materials	\$9,947	\$12,553	79.24%	\$41,842	23.77%	\$31,895
5000 - Other Operating Expenses and Services	\$7,301	\$4,676	156.13%	\$15,587	46.84%	\$8,286
6000 - Capital Outlay	\$25,500	\$17,500	145.71%	\$58,334	43.71%	\$32,834
7000 - Other Outgo	\$0	\$0	100%	\$0	100%	\$0
Indirect Costs	\$862	\$861	100.08%	\$2,871	30.02%	\$2,009
<b>Totals</b>	<b>\$43,610</b>	<b>\$35,590</b>	<b>122.53%</b>	<b>\$118,634</b>	<b>36.76%</b>	<b>\$75,024</b>

**Additional Comments**


Not Entered

✓ I certify that our agency did not exceed the allowed indirect rate as directed in the Adult Education Program Guidance.

**San Joaquin Delta CCD**  
2021-22 Q4

Submitted by Dr. Heather Maloy

Approved by Dr. Heather Maloy

Object Code	Year to Date (YTD) Expenditure	YTD Forecast	% Expended of YTD Forecast	Project Budget	% Expended of Project Budget	Budget Remaining
1000 - Instructional Salaries	\$60,172	\$36,315	165.69%	\$60,525	99.42%	\$353
2000 - Non-Instructional Salaries	\$117,089	\$83,739	139.83%	\$139,565	83.9%	\$22,476
3000 - Employee Benefits	\$50,659	\$59,122	85.69%	\$98,536	51.41%	\$47,877
4000 - Supplies and Materials	\$1,671	\$59,122	2.83%	\$98,536	1.7%	\$96,865
5000 - Other Operating Expenses and Services	\$7,113	\$116,590	6.1%	\$194,317	3.66%	\$187,204
6000 - Capital Outlay	\$0	\$0	100%	\$0	100%	\$0
7000 - Other Outgo	\$0	\$0	100%	\$0	100%	\$0
Indirect Costs	\$11,835	\$17,744	66.7%	\$29,574	40.02%	\$17,739
<b>Totals</b>	<b>\$248,539</b>	<b>\$372,632</b>	<b>66.7%</b>	<b>\$621,053</b>	<b>40.02%</b> 	<b>\$372,514</b>

**Additional Comments**



Not Entered

✓ I certify that our agency did not exceed the allowed indirect rate as directed in the Adult Education Program Guidance.

**Stockton Unified  
2021-22 Q4**

Submitted by Jeff Dundas School For Adults

Approved by Dr. Heather Maloy

Object Code	Year to Date (YTD) Expenditure	YTD Forecast	% Expended of YTD Forecast	Project Budget	% Expended of Project Budget	Budget Remaining
1000 - Instructional Salaries	\$2,048,321	\$478,484	428.09%	\$1,913,935	107.02%	-\$134,386 
2000 - Non-Instructional Salaries	\$448,635	\$102,361	438.29%	\$409,445	109.57%	-\$39,190 
3000 - Employee Benefits	\$840,097	\$277,384	302.86%	\$1,109,534	75.72%	\$269,437
4000 - Supplies and Materials	\$25,329	\$26,045	97.25%	\$104,181	24.31%	\$78,852
5000 - Other Operating Expenses and Services	\$826,910	\$255,511	323.63%	\$1,022,045	80.91%	\$195,135
6000 - Capital Outlay	\$0	\$0	100%	\$0	100%	\$0
7000 - Other Outgo	\$0	\$0	100%	\$0	100%	\$0
Indirect Costs	\$189,274	\$57,000	332.06%	\$228,000	83.01%	\$38,726
<b>Totals</b>	<b>\$4,378,566</b>	<b>\$1,196,785</b>	<b>365.86%</b>	<b>\$4,787,140</b>	<b>91.47%</b>	<b>\$408,574</b>

**Additional Comments**

Not Entered

✓ I certify that our agency did not exceed the allowed indirect rate as directed in the Adult Education Program Guidance.

**Tracy Joint Unified**  
2021-22 Q4

Submitted by Sam Strube

Approved by Dr. Heather Maloy



Object Code	Year to Date (YTD) Expenditure	YTD Forecast	% Expended of YTD Forecast	Project Budget	% Expended of Project Budget	Budget Remaining
1000 - Instructional Salaries	\$519,290	\$637,725	81.43%	\$637,725	81.43%	\$118,435
2000 - Non-Instructional Salaries	\$186,767	\$196,528	95.03%	\$196,528	95.03%	\$9,761
3000 - Employee Benefits	\$212,417	\$248,528	85.47%	\$248,528	85.47%	\$36,111
4000 - Supplies and Materials	\$55,203	\$396,107	13.94%	\$396,107	13.94%	\$340,904
5000 - Other Operating Expenses and Services	\$13,001	\$43,750	29.72%	\$43,750	29.72%	\$30,749
6000 - Capital Outlay	\$0	\$25,000	0%	\$25,000	0%	\$25,000
7000 - Other Outgo	\$0	\$0	100%	\$0	100%	\$0
Indirect Costs	\$38,974	\$61,132	63.75%	\$61,132	63.75%	\$22,158
<b>Totals</b>	<b>\$1,025,652</b>	<b>\$1,608,770</b>	<b>63.75%</b>	<b>\$1,608,770</b>	<b>63.75%</b>	<b>\$583,118</b>

**Additional Comments**

Not Entered

✓ I certify that our agency did not exceed the allowed indirect rate as directed in the Adult Education Program Guidance.



California  
Community  
Colleges



2022 © California Community Colleges  
NOVA Site Version: 5.0.6