

California Adult Education Program
Fiscal Reporting

Produced: Aug 30, 2023, 02:03 AM UTC - By Heather Maloy

50 Delta Sierra Adult Education Alliance (DSAEA)

**Calaveras Co. Office of Education
2022-23 Q4**

Submitted by Jessica Dorris

Approved by Dr. Heather Maloy

Object Code	Year to Date (YTD) Expenditure	YTD Forecast	% Expended of YTD Forecast	Project Budget	% Expended of Project Budget	Budget Remaining
1000 - Instructional Salaries	\$35,000	\$35,000	100%	\$35,000	100%	\$0
2000 - Non-Instructional Salaries	\$4,708	\$4,708	100%	\$4,708	100%	\$0
3000 - Employee Benefits	\$21,120	\$26,966	78.32%	\$26,966	78.32%	\$5,846
4000 - Supplies and Materials	\$14,134	\$30,350	46.57%	\$30,350	46.57%	\$16,216
5000 - Other Operating Expenses and Services	\$12,171	\$35,409	34.37%	\$35,409	34.37%	\$23,238
6000 - Capital Outlay	\$0	\$0	100%	\$0	100%	\$0
7000 - Other Outgo	\$0	\$0	100%	\$0	100%	\$0
Indirect Costs	\$4,356	\$6,621	65.79%	\$6,621	65.79%	\$2,265
Totals	\$91,489	\$139,054	65.79%	\$139,054	65.79%	\$47,565

Additional Comments

Not Entered

✓ I certify that our agency did not exceed the allowed indirect rate as directed in the Adult Education Program Guidance.

**Lincoln Unified
2022-23 Q4**

Submitted by Lance Morrow

Approved by Dr. Heather Maloy

Object Code	Year to Date (YTD) Expenditure	YTD Forecast	% Expended of YTD Forecast	Project Budget	% Expended of Project Budget	Budget Remaining
1000 - Instructional Salaries	\$59,000	\$14,750	400%	\$59,000	100%	\$0
2000 - Non-Instructional Salaries	\$0	\$0	100%	\$0	100%	\$0
3000 - Employee Benefits	\$18,500	\$4,625	400%	\$18,500	100%	\$0
4000 - Supplies and Materials	\$800	\$200	400%	\$800	100%	\$0
5000 - Other Operating Expenses and Services	\$4,000	\$1,000	400%	\$4,000	100%	\$0
6000 - Capital Outlay	\$0	\$0	100%	\$0	100%	\$0
7000 - Other Outgo	\$0	\$0	100%	\$0	100%	\$0
Indirect Costs	\$3,563	\$891	400%	\$3,563	100%	\$0
Totals	\$85,863	\$21,466	400%	\$85,863	100%	\$0

Additional Comments

All allocated funds were expended. An additional \$17,575 was spent on Adult Education by the Lincoln Unified School District.

✓ I certify that our agency did not exceed the allowed indirect rate as directed in the Adult Education Program Guidance.

Lodi Unified
2022-23 Q4

Submitted by Dao Xiong

Approved by Dr. Heather Maloy

Object Code	Year to Date (YTD) Expenditure	YTD Forecast	% Expended of YTD Forecast	Project Budget	% Expended of Project Budget	Budget Remaining
1000 - Instructional Salaries	\$765,920	\$459,552	166.67%	\$765,920	100%	\$0
2000 - Non-Instructional Salaries	\$417,683	\$250,610	166.67%	\$417,683	100%	\$0
3000 - Employee Benefits	\$445,123	\$267,074	166.67%	\$445,123	100%	\$0
4000 - Supplies and Materials	\$41,588	\$24,953	166.67%	\$41,588	100%	\$0
5000 - Other Operating Expenses and Services	\$179,066	\$107,440	166.67%	\$179,066	100%	\$0
6000 - Capital Outlay	\$0	\$0	100%	\$0	100%	\$0
7000 - Other Outgo	\$0	\$0	100%	\$0	100%	\$0
Indirect Costs	\$92,468	\$55,481	166.67%	\$92,468	100%	\$0
Totals	\$1,941,848	\$1,165,109	166.67%	\$1,941,848	100%	\$0

Additional Comments



Not Entered

✓ I certify that our agency did not exceed the allowed indirect rate as directed in the Adult Education Program Guidance.

Manteca Unified
2022-23 Q4

Submitted by Dr. Heather Maloy

Approved by Dr. Heather Maloy

Object Code	Year to Date (YTD) Expenditure	YTD Forecast	% Expended of YTD Forecast	Project Budget	% Expended of Project Budget	Budget Remaining
1000 - Instructional Salaries	\$746,472	\$746,472	100%	\$746,472	100%	\$0
2000 - Non-Instructional Salaries	\$528,602	\$528,603	100%	\$528,603	100%	\$1
3000 - Employee Benefits	\$356,708	\$356,708	100%	\$356,708	100%	\$0
4000 - Supplies and Materials	\$139,020	\$146,485	94.9%	\$146,485	94.9%	\$7,465
5000 - Other Operating Expenses and Services	\$120,604	\$120,604	100%	\$120,604	100%	\$0
6000 - Capital Outlay	\$136,284	\$101,278	134.56%	\$101,278	134.56%	 -\$35,006
7000 - Other Outgo	\$2,027	\$2,028	99.95%	\$2,028	99.95%	\$1
Indirect Costs	\$94,570	\$109,502	86.36%	\$109,502	86.36%	\$14,932
Totals	\$2,124,287	\$2,111,680	100.6%	\$2,111,680	100.6%	 -\$12,607

Additional Comments

Reclassed expenditures to ensure funding source would not be over expensed.

✓ I certify that our agency did not exceed the allowed indirect rate as directed in the Adult Education Program Guidance.

**River Delta Joint Unified
2022-23 Q4**

Submitted by Vicki Preciado

Approved by Dr. Heather Maloy

Object Code	Year to Date (YTD) Expenditure	YTD Forecast	% Expended of YTD Forecast	Project Budget	% Expended of Project Budget	Budget Remaining
1000 - Instructional Salaries	\$25,048	\$52,000	48.17%	\$52,000	48.17%	\$26,952
2000 - Non-Instructional Salaries	\$21,722	\$33,000	65.82%	\$33,000	65.82%	\$11,278
3000 - Employee Benefits	\$15,056	\$26,000	57.91%	\$26,000	57.91%	\$10,944
4000 - Supplies and Materials	\$27,162	\$25,122	108.12%	\$25,122	108.12%	 -\$2,040
5000 - Other Operating Expenses and Services	\$32,079	\$40,000	80.2%	\$40,000	80.2%	\$7,921
6000 - Capital Outlay	\$0	\$0	100%	\$0	100%	\$0
7000 - Other Outgo	\$0	\$0	100%	\$0	100%	\$0
Indirect Costs	\$2,954	\$8,167	36.17%	\$8,167	36.17%	\$5,213
Totals	\$124,021	\$184,289	67.3%	\$184,289	67.3%	\$60,268

Additional Comments

Not Entered

✓ I certify that our agency did not exceed the allowed indirect rate as directed in the Adult Education Program Guidance.

San Joaquin Co. Office of Education
2022-23 Q4

Submitted by Dr. Heather Maloy

Approved by Dr. Heather Maloy

Object Code	Year to Date (YTD) Expenditure	YTD Forecast	% Expended of YTD Forecast	Project Budget	% Expended of Project Budget	Budget Remaining
1000 - Instructional Salaries	\$0	\$0	100%	\$0	100%	\$0
2000 - Non-Instructional Salaries	\$0	\$0	100%	\$0	100%	\$0
3000 - Employee Benefits	\$0	\$0	100%	\$0	100%	\$0
4000 - Supplies and Materials	\$24,617	\$26,507	92.87%	\$26,507	92.87%	\$1,890
5000 - Other Operating Expenses and Services	\$14,629	\$12,516	116.88%	\$12,516	116.88%	! -\$2,113
6000 - Capital Outlay	\$96,509	\$96,509	100%	\$96,509	100%	\$0
7000 - Other Outgo	\$0	\$0	100%	\$0	100%	\$0
Indirect Costs	\$1,813	\$1,951	92.93%	\$1,951	92.93%	\$138
Totals	\$137,568	\$137,483	100.06%	\$137,483	100.06%	! -\$85

Additional Comments


Hi, we had this issue before, but the ER3 does not match what I submitted. The YTD for 5000's should be 11,641.42 as of Q3.

✓ I certify that our agency did not exceed the allowed indirect rate as directed in the Adult Education Program Guidance.

San Joaquin Delta CCD
2022-23 Q4

Submitted by Dr. Heather Maloy

Approved by Dr. Heather Maloy

Object Code	Year to Date (YTD) Expenditure	YTD Forecast	% Expended of YTD Forecast	Project Budget	% Expended of Project Budget	Budget Remaining
1000 - Instructional Salaries	\$98,301	\$120,525	81.56%	\$120,525	81.56%	\$22,224
2000 - Non-Instructional Salaries	\$153,090	\$200,565	76.33%	\$200,565	76.33%	\$47,475
3000 - Employee Benefits	\$99,513	\$118,536	83.95%	\$118,536	83.95%	\$19,023
4000 - Supplies and Materials	\$14,223	\$70,023	20.31%	\$70,023	20.31%	\$55,800
5000 - Other Operating Expenses and Services	\$191,729	\$135,524	141.47%	\$135,524	141.47%	 -\$56,205
6000 - Capital Outlay	\$0	\$30,000	0%	\$30,000	0%	\$30,000
7000 - Other Outgo	\$0	\$0	100%	\$0	100%	\$0
Indirect Costs	\$27,843	\$33,765	82.46%	\$33,765	82.46%	\$5,922
Totals	\$584,699	\$708,938	82.48%	\$708,938	82.48%	\$124,239

Additional Comments

Not Entered

✓ I certify that our agency did not exceed the allowed indirect rate as directed in the Adult Education Program Guidance.

Stockton Unified
2022-23 Q4

Submitted by Brian Wright

Approved by Dr. Heather Maloy

Object Code	Year to Date (YTD) Expenditure	YTD Forecast	% Expended of YTD Forecast	Project Budget	% Expended of Project Budget	Budget Remaining
1000 - Instructional Salaries	\$2,003,435	\$2,003,435	100%	\$2,003,435	100%	\$0
2000 - Non-Instructional Salaries	\$434,200	\$434,200	100%	\$434,200	100%	\$0
3000 - Employee Benefits	\$1,181,258	\$1,181,258	100%	\$1,181,258	100%	\$0
4000 - Supplies and Materials	\$13,347	\$157,312	8.48%	\$157,312	8.48%	\$143,965
5000 - Other Operating Expenses and Services	\$660,143	\$830,907	79.45%	\$830,907	79.45%	\$170,764
6000 - Capital Outlay	\$0	\$0	100%	\$0	100%	\$0
7000 - Other Outgo	\$0	\$0	100%	\$0	100%	\$0
Indirect Costs	\$190,080	\$238,901	79.56%	\$238,901	79.56%	\$48,821
Totals	\$4,482,463	\$4,846,013	92.5%	\$4,846,013	92.5%	\$363,550

Additional Comments


Not Entered

✓ I certify that our agency did not exceed the allowed indirect rate as directed in the Adult Education Program Guidance.

**Tracy Joint Unified
2022-23 Q4**

Submitted by Sam Strube

Approved by Dr. Heather Maloy

Object Code	Year to Date (YTD) Expenditure	YTD Forecast	% Expended of YTD Forecast	Project Budget	% Expended of Project Budget	Budget Remaining
1000 - Instructional Salaries	\$547,699	\$643,479	85.12%	\$643,479	85.12%	\$95,780
2000 - Non-Instructional Salaries	\$195,130	\$227,123	85.91%	\$227,123	85.91%	\$31,993
3000 - Employee Benefits	\$251,564	\$288,111	87.31%	\$288,111	87.31%	\$36,547
4000 - Supplies and Materials	\$73,509	\$384,976	19.09%	\$384,976	19.09%	\$311,467
5000 - Other Operating Expenses and Services	\$8,405	\$45,200	18.6%	\$45,200	18.6%	\$36,795
6000 - Capital Outlay	\$0	\$0	100%	\$0	100%	\$0
7000 - Other Outgo	\$0	\$0	100%	\$0	100%	\$0
Indirect Costs	\$45,313	\$42,343	107.01%	\$42,343	107.01%	 -\$2,970
Totals	\$1,121,620	\$1,631,232	68.76%	\$1,631,232	68.76%	\$509,612

Additional Comments

Our Indirect costs were under budgeted, however they did not exceed the allowable rate. TUSD calculated at a rate of 4.21%.

✓ I certify that our agency did not exceed the allowed indirect rate as directed in the Adult Education Program Guidance.



California
Community
Colleges

NOVA
PLAN. INVEST. TRACK.

2023 © California Community Colleges

NOVA Site Version: 6.5.5