

50 Delta Sierra Adult Education Alliance (DSAEA)

Consortium Summary | Total Expenditures: \$1,880,769 Total Allocation: \$10,372,134 Total Carryover: \$8,491,365  
(81.87%) Carryover Compliance i

Calaveras Co. Office of Education  
2024-25 Q1

Submitted by Jessica Dorris

Approved by Brian Wright


Object Code	Year to Date (YTD) Expenditure	YTD Forecast	% Expended of YTD Forecast	Project Budget	% Expended of Project Budget	Budget Remaining
1000 - Instructional Salaries	\$7,768	\$8,452	91.91%	\$33,806	22.98%	\$26,038
2000 - Non-Instructional Salaries	\$1,745	\$1,745	99.99%	\$6,981	25%	\$5,236
3000 - Employee Benefits	\$3,892	\$4,042	96.3%	\$16,166	24.08%	\$12,274
4000 - Supplies and Materials	\$12,841	\$4,785	268.37%	\$19,139	67.09%	\$6,298
5000 - Other Operating Expenses and Services	\$2,214	\$2,422	91.43%	\$9,686	22.86%	\$7,472
6000 - Capital Outlay	\$0	\$0	100%	\$0	100%	\$0
7000 - Other Outgo	\$0	\$0	100%	\$0	100%	\$0
Indirect Costs	\$1,423	\$974	146.1%	\$3,896	36.52%	\$2,473
<b>Totals</b>	<b>\$29,883</b>	<b>\$22,419</b>	<b>133.3%</b>	<b>\$89,674</b>	<b>33.32%</b>	<b>\$59,791</b>

Member Carryover Compliance Status

**Description:** The Member Carryover Compliance Status table shows how the member's spending is tracking against the allocations for the displayed fiscal year(s) based on expenditures entered as of the time of viewing.

**Expenditures:** A negative value indicates that current fiscal year spending has not begun, as there are still unused funds from previous fiscal years.

**Carryover Amount & Carryover %:** If current fiscal year spending has not yet begun (a negative Expenditures amount), Carryover Amount will remain equal to Allocation and Carryover % will remain 100%.

Fiscal Year	Allocation	Expenditures	Carryover Amount	Carryover %	Carryover Threshold %	Locked
2024-25	\$76,484	\$16,693	\$59,791	 78.17%	10%	-
2023-24	\$68,165	\$54,975	\$13,190	19.35%	N/A	09/23/2024 01:03 PM PDT

**Additional Comments**


Not Entered

## Lincoln Unified

### 2024-25 Q1

Submitted by Dr. Veronica Tigert

Approved by Brian Wright


Object Code	Year to Date (YTD) Expenditure	YTD Forecast	% Expended of YTD Forecast	Project Budget	% Expended of Project Budget	Budget Remaining
1000 - Instructional Salaries	\$32,993	\$26,745	123.36%	\$106,981	30.84%	\$73,988
2000 - Non-Instructional Salaries	\$7,865	\$0	100%	\$0	100%	 -\$7,865
3000 - Employee Benefits	\$7,680	\$3,270	234.86%	\$13,080	58.72%	\$5,400
4000 - Supplies and Materials	\$45	\$200	22.5%	\$800	5.63%	\$755
5000 - Other Operating Expenses and Services	\$9,391	\$2,500	375.64%	\$10,000	93.91%	\$609
6000 - Capital Outlay	\$0	\$0	100%	\$0	100%	\$0
7000 - Other Outgo	\$0	\$0	100%	\$0	100%	\$0
Indirect Costs	\$0	\$1,636	0%	\$6,543	0%	\$6,543
<b>Totals</b>	<b>\$57,974</b>	<b>\$34,351</b>	<b>168.77%</b>	<b>\$137,404</b>	<b>42.19%</b>	<b>\$79,430</b>

**Member Carryover Compliance Status**

**Description:** The Member Carryover Compliance Status table shows how the member's spending is tracking against the allocations for the displayed fiscal year(s) based on expenditures entered as of the time of viewing.

**Expenditures:** A negative value indicates that current fiscal year spending has not begun, as there are still unused funds from previous fiscal years.

**Carryover Amount & Carryover %:** If current fiscal year spending has not yet begun (a negative Expenditures amount), Carryover Amount will remain equal to Allocation and Carryover % will remain 100%.

Fiscal Year	Allocation	Expenditures	Carryover Amount	Carryover %	Carryover Threshold %	Locked
2024-25	\$142,490	\$57,974	\$84,516	 59.31%	10%	-
2023-24	\$120,966	\$126,052	\$0	0%	N/A	09/23/2024 01:03 PM PDT

**Additional Comments**

Not Entered

## Lodi Unified

### 2024-25 Q1

Submitted by Dao Xiong

Approved by Brian Wright


Object Code	Year to Date (YTD) Expenditure	YTD Forecast	% Expended of YTD Forecast	Project Budget	% Expended of Project Budget	Budget Remaining
1000 - Instructional Salaries	\$209,146	\$82,179	254.5%	\$547,862	38.17%	\$338,716
2000 - Non-Instructional Salaries	\$109,163	\$62,549	174.52%	\$416,991	26.18%	\$307,828
3000 - Employee Benefits	\$130,021	\$66,076	196.77%	\$440,508	29.52%	\$310,487
4000 - Supplies and Materials	\$12,898	\$80,380	16.05%	\$535,869	2.41%	\$522,971
5000 - Other Operating Expenses and Services	\$58,719	\$22,481	261.2%	\$149,871	39.18%	\$91,152
6000 - Capital Outlay	\$0	\$0	100%	\$0	100%	\$0
7000 - Other Outgo	\$0	\$0	100%	\$0	100%	\$0
Indirect Costs	\$25,997	\$15,683	165.76%	\$104,555	24.86%	\$78,558
<b>Totals</b>	<b>\$545,944</b>	<b>\$329,348</b>	<b>165.76%</b>	<b>\$2,195,656</b>	<b>24.86%</b>	<b>\$1,649,712</b>

**Member Carryover Compliance Status**

**Description:** The Member Carryover Compliance Status table shows how the member's spending is tracking against the allocations for the displayed fiscal year(s) based on expenditures entered as of the time of viewing.

**Expenditures:** A negative value indicates that current fiscal year spending has not begun, as there are still unused funds from previous fiscal years.

**Carryover Amount & Carryover %:** If current fiscal year spending has not yet begun (a negative Expenditures amount), Carryover Amount will remain equal to Allocation and Carryover % will remain 100%.

Fiscal Year	Allocation	Expenditures	Carryover Amount	Carryover %	Carryover Threshold %	Locked
2024-25	\$1,920,546	\$270,834	\$1,649,712	 85.9%	10%	-
2023-24	\$2,427,922	\$2,152,812	\$275,110	11.33%	N/A	09/23/2024 01:03 PM PDT

**Additional Comments**

Not Entered

**Manteca Unified**  
2024-25 Q1

Submitted by Larry Machado

Approved by Brian Wright

Object Code	Year to Date (YTD) Expenditure	YTD Forecast	% Expended of YTD Forecast	Project Budget	% Expended of Project Budget	Budget Remaining
1000 - Instructional Salaries	\$79,961	\$149,296	53.56%	\$597,185	13.39%	\$517,224
2000 - Non-Instructional Salaries	\$102,632	\$117,468	87.37%	\$469,870	21.84%	\$367,238
3000 - Employee Benefits	\$56,734	\$82,681	68.62%	\$330,725	17.15%	\$273,991
4000 - Supplies and Materials	\$26,187	\$81,323	32.2%	\$325,292	8.05%	\$299,105
5000 - Other Operating Expenses and Services	\$39,892	\$23,058	173.01%	\$92,230	43.25%	\$52,338
6000 - Capital Outlay	\$0	\$0	100%	\$0	100%	\$0
7000 - Other Outgo	\$0	\$0	100%	\$0	100%	\$0
Indirect Costs	\$14,205	\$20,862	68.09%	\$83,446	17.02%	\$69,241
<b>Totals</b>	<b>\$319,611</b>	<b>\$474,687</b>	<b>67.33%</b>	<b>\$1,898,748</b>	<b>16.83%</b>	<b>\$1,579,137</b>


**Member Carryover Compliance Status**

**Description:** The Member Carryover Compliance Status table shows how the member's spending is tracking against the allocations for the displayed fiscal year(s) based on expenditures entered as of the time of viewing.

**Expenditures:** A negative value indicates that current fiscal year spending has not begun, as there are still unused funds from

previous fiscal years.

**Carryover Amount & Carryover %:** If current fiscal year spending has not yet begun (a negative Expenditures amount), Carryover Amount will remain equal to Allocation and Carryover % will remain 100%.

Fiscal Year	Allocation	Expenditures	Carryover Amount	Carryover %	Carryover Threshold %	Locked
2024-25	\$1,819,465	\$240,328	\$1,579,137	 86.79%	10%	-
2023-24	\$1,821,849	\$1,729,959	\$91,890	5.04%	N/A	09/23/2024 01:03 PM PDT

**Additional Comments**

Not Entered

### River Delta Joint Unified 2024-25 Q1

Submitted by Vicki Preciado

Approved by Brian Wright

Object Code	Year to Date (YTD) Expenditure	YTD Forecast	% Expended of YTD Forecast	Project Budget	% Expended of Project Budget	Budget Remaining
1000 - Instructional Salaries	\$2,173	\$8,000	27.16%	\$40,000	5.43%	\$37,827
2000 - Non-Instructional Salaries	\$4,458	\$5,200	85.73%	\$26,000	17.15%	\$21,542
3000 - Employee Benefits	\$2,857	\$4,455	64.13%	\$22,276	12.83%	\$19,419
4000 - Supplies and Materials	\$0	\$600	0%	\$3,000	0%	\$3,000
5000 - Other Operating Expenses and Services	\$902	\$7,601	11.87%	\$38,003	2.37%	\$37,101
6000 - Capital Outlay	\$0	\$6,450	0%	\$32,250	0%	\$32,250
7000 - Other Outgo	\$0	\$0	100%	\$0	100%	\$0
Indirect Costs	\$665	\$1,615	41.18%	\$8,075	8.24%	\$7,410
<b>Totals</b>	<b>\$11,055</b>	<b>\$33,921</b>	<b>32.59%</b>	<b>\$169,604</b>	<b>6.52%</b>	<b>\$158,549</b>


**Member Carryover Compliance Status**

**Description:** The Member Carryover Compliance Status table shows how the member's spending is tracking against the allocations for the displayed fiscal year(s) based on expenditures entered as of the time of viewing.

**Expenditures:** A negative value indicates that current fiscal year spending has not begun, as there are still unused funds from

previous fiscal years.

**Carryover Amount & Carryover %:** If current fiscal year spending has not yet begun (a negative Expenditures amount), Carryover Amount will remain equal to Allocation and Carryover % will remain 100%.

Fiscal Year	Allocation	Expenditures	Carryover Amount	Carryover %	Carryover Threshold %	Locked
2024-25	\$106,803	-\$51,746	\$106,803	 100%	10%	-
2023-24	\$105,660	\$42,859	\$62,801	59.44%	N/A	09/23/2024 01:03 PM PDT

**Additional Comments**

Reported expenditures meet the consortium guidelines.

**San Joaquin Co. Office of Education  
2024-25 Q1**

Submitted by Brenda Maciel

Approved by Brian Wright


Object Code	Year to Date (YTD) Expenditure	YTD Forecast	% Expended of YTD Forecast	Project Budget	% Expended of Project Budget	Budget Remaining
1000 - Instructional Salaries	\$0	\$4,583	0%	\$22,917	0%	\$22,917
2000 - Non-Instructional Salaries	\$1,165	\$3,069	37.96%	\$15,345	7.59%	\$14,180
3000 - Employee Benefits	\$78	\$2,232	3.49%	\$11,159	0.7%	\$11,081
4000 - Supplies and Materials	\$1,158	\$1,468	78.88%	\$7,340	15.78%	\$6,182
5000 - Other Operating Expenses and Services	\$0	\$1,772	0%	\$8,860	0%	\$8,860
6000 - Capital Outlay	\$0	\$0	100%	\$0	100%	\$0
7000 - Other Outgo	\$0	\$0	100%	\$0	100%	\$0
Indirect Costs	\$120	\$656	18.29%	\$3,281	3.66%	\$3,161
<b>Totals</b>	<b>\$2,521</b>	<b>\$13,780</b>	<b>18.29%</b>	<b>\$68,902</b>	<b>3.66%</b>	<b>\$66,381</b>

**Member Carryover Compliance Status**

**Description:** The Member Carryover Compliance Status table shows how the member's spending is tracking against the allocations for the displayed fiscal year(s) based on expenditures entered as of the time of viewing.

**Expenditures:** A negative value indicates that current fiscal year spending has not begun, as there are still unused funds from previous fiscal years.

**Carryover Amount & Carryover %:** If current fiscal year spending has not yet begun (a negative Expenditures amount), Carryover Amount will remain equal to Allocation and Carryover % will remain 100%.

Fiscal Year	Allocation	Expenditures	Carryover Amount	Carryover %	Carryover Threshold %	Locked
2024-25	\$68,902	\$2,521	\$66,381	 96.34%	10%	-
2023-24	\$68,165	\$68,080	\$85	0.12%	N/A	09/23/2024 01:03 PM PDT

**Additional Comments**

Not Entered

**San Joaquin Delta CCD  
2024-25 Q1**

Submitted by Dr. Heather Maloy

Approved by Brian Wright

Object Code	Year to Date (YTD) Expenditure	YTD Forecast	% Expended of YTD Forecast	Project Budget	% Expended of Project Budget	Budget Remaining
1000 - Instructional Salaries	\$0	\$62,500	0%	\$250,000	0%	\$250,000
2000 - Non-Instructional Salaries	\$0	\$75,000	0%	\$300,000	0%	\$300,000
3000 - Employee Benefits	\$0	\$30,000	0%	\$120,000	0%	\$120,000
4000 - Supplies and Materials	\$0	\$19,296	0%	\$77,183	0%	\$77,183
5000 - Other Operating Expenses and Services	\$0	\$75,000	0%	\$300,000	0%	\$300,000
6000 - Capital Outlay	\$0	\$0	100%	\$0	100%	\$0
7000 - Other Outgo	\$0	\$0	100%	\$0	100%	\$0
Indirect Costs	\$0	\$13,088	0%	\$52,350	0%	\$52,350
<b>Totals</b>	<b>\$0</b>	<b>\$274,883</b>	<b>0%</b>	<b>\$1,099,533</b>	<b>0%</b>	<b>\$1,099,533</b>

**Member Carryover Compliance Status**

**Description:** The Member Carryover Compliance Status table shows how the member's spending is tracking against the allocations for the displayed fiscal year(s) based on expenditures entered as of the time of viewing.

**Expenditures:** A negative value indicates that current fiscal year spending has not begun, as there are still unused funds from

previous fiscal years.

**Carryover Amount & Carryover %:** If current fiscal year spending has not yet begun (a negative Expenditures amount), Carryover Amount will remain equal to Allocation and Carryover % will remain 100%.

Fiscal Year	Allocation	Expenditures	Carryover Amount	Carryover %	Carryover Threshold %	Locked
2024-25	\$554,786	-\$544,747	\$554,786	100%	10%	-
2023-24	\$1,167,157	\$622,410	\$544,747	46.67%	N/A	09/23/2024 01:03 PM PDT

**Additional Comments**

Not Entered

**Stockton Unified  
2024-25 Q1**

Submitted by Brian Wright

Approved by Brian Wright

Object Code	Year to Date (YTD) Expenditure	YTD Forecast	% Expended of YTD Forecast	Project Budget	% Expended of Project Budget	Budget Remaining
1000 - Instructional Salaries	\$600,610	\$552,217	108.76%	\$2,208,866	27.19%	\$1,608,256
2000 - Non-Instructional Salaries	\$110,082	\$112,678	97.7%	\$450,710	24.42%	\$340,628
3000 - Employee Benefits	\$342,251	\$300,999	113.71%	\$1,203,996	28.43%	\$861,745
4000 - Supplies and Materials	\$21,419	\$24,908	85.99%	\$99,632	21.5%	\$78,213
5000 - Other Operating Expenses and Services	\$89,600	\$7,500	1,194.67%	\$30,000	298.67%	-\$59,600
6000 - Capital Outlay	\$0	\$0	100%	\$0	100%	\$0
7000 - Other Outgo	\$57,732	\$0	100%	\$0	100%	-\$57,732
Indirect Costs	\$0	\$49,915	0%	\$199,660	0%	\$199,660
<b>Totals</b>	<b>\$1,221,694</b>	<b>\$1,048,216</b>	<b>116.55%</b>	<b>\$4,192,864</b>	<b>29.14%</b>	<b>\$2,971,170</b>


**Member Carryover Compliance Status**



**Description:** The Member Carryover Compliance Status table shows how the member's spending is tracking against the allocations for the displayed fiscal year(s) based on expenditures entered as of the time of viewing.

**Expenditures:** A negative value indicates that current fiscal year spending has not begun, as there are still unused funds from previous fiscal years.

**Carryover Amount & Carryover %:** If current fiscal year spending has not yet begun (a negative Expenditures amount), Carryover Amount will remain equal to Allocation and Carryover % will remain 100%.

Fiscal Year	Allocation	Expenditures	Carryover Amount	Carryover %	Carryover Threshold %	Locked
2024-25	\$4,192,864	\$1,221,694	\$2,971,170	 70.86%	10%	-
2023-24	\$3,438,580	\$3,438,580	\$0	0%	N/A	09/23/2024 01:03 PM PDT

**Additional Comments**

Not Entered

### Tracy Joint Unified 2024-25 Q1

Submitted by Sam Strube

Approved by Brian Wright


Object Code	Year to Date (YTD) Expenditure	YTD Forecast	% Expended of YTD Forecast	Project Budget	% Expended of Project Budget	Budget Remaining
1000 - Instructional Salaries	\$133,348	\$199,038	67%	\$796,152	16.75%	\$662,804
2000 - Non-Instructional Salaries	\$48,079	\$59,971	80.17%	\$239,882	20.04%	\$191,803
3000 - Employee Benefits	\$58,047	\$84,509	68.69%	\$338,036	17.17%	\$279,989
4000 - Supplies and Materials	\$21,790	\$16,078	135.53%	\$64,312	33.88%	\$42,522
5000 - Other Operating Expenses and Services	\$29	\$11,000	0.26%	\$44,000	0.07%	\$43,971
6000 - Capital Outlay	\$0	\$37,500	0%	\$150,000	0%	\$150,000
7000 - Other Outgo	\$0	\$0	100%	\$0	100%	\$0
Indirect Costs	\$10,008	\$14,497	69.03%	\$57,988	17.26%	\$47,980
<b>Totals</b>	<b>\$271,301</b>	<b>\$422,593</b>	<b>64.2%</b>	<b>\$1,690,370</b>	<b>16.05%</b>	<b>\$1,419,069</b>

**Member Carryover Compliance Status**

**Description:** The Member Carryover Compliance Status table shows how the member's spending is tracking against the allocations for the displayed fiscal year(s) based on expenditures entered as of the time of viewing.

**Expenditures:** A negative value indicates that current fiscal year spending has not begun, as there are still unused funds from previous fiscal years.

**Carryover Amount & Carryover %:** If current fiscal year spending has not yet begun (a negative Expenditures amount), Carryover Amount will remain equal to Allocation and Carryover % will remain 100%.

Fiscal Year	Allocation	Expenditures	Carryover Amount	Carryover %	Carryover Threshold %	Locked
2024-25	\$1,489,794	\$70,725	\$1,419,069	 95.25%	10%	-
2023-24	\$1,043,856	\$843,280	\$200,576	19.21%	N/A	09/23/2024 01:03 PM PDT

**Additional Comments**

Not Entered



California  
Community  
Colleges



2024 © California Community Colleges  
NOVA Site Version: 8.5.3