

52 San Luis Obispo County Adult Education Consortium

Consortium Summary | Total Expenditures: **\$380,045** Total Allocation: **\$1,718,896** Total Carryover: **\$1,338,851**
(77.89%) Carryover Compliance i

Lucia Mar Unified 2023-24 Q2

Submitted by Jennifer Bowen

Approved by Daniel Troy

Object Code	Year to Date (YTD) Expenditure	YTD Forecast	% Expended of YTD Forecast	Project Budget	% Expended of Project Budget	Budget Remaining
1000 - Instructional Salaries	\$137,136	\$182,415	75.18%	\$364,830	37.59%	\$227,694
2000 - Non-Instructional Salaries	\$49,122	\$60,350	81.4%	\$120,700	40.7%	\$71,578
3000 - Employee Benefits	\$62,014	\$63,835	97.15%	\$127,670	48.57%	\$65,656
4000 - Supplies and Materials	\$17,642	\$34,563	51.04%	\$69,125	25.52%	\$51,483
5000 - Other Operating Expenses and Services	\$10,446	\$25,763	40.55%	\$51,525	20.27%	\$41,079
6000 - Capital Outlay	\$0	\$0	100%	\$0	100%	\$0
7000 - Other Outgo	\$0	\$8,875	0%	\$17,750	0%	\$17,750
Indirect Costs	\$0	\$0	100%	\$0	100%	\$0
Totals	\$276,360	\$375,800	73.54%	\$751,600	36.77%	\$475,240

Member Carryover Compliance Status

Description: The Member Carryover Compliance Status table shows how the member's spending is tracking against the allocations for the displayed fiscal year(s) based on expenditures entered as of the time of viewing.

Expenditures: A negative value indicates that current fiscal year spending has not begun, as there are still unused funds from previous fiscal years.

Carryover Amount & Carryover %: If current fiscal year spending has not yet begun (a negative Expenditures amount), Carryover Amount will remain equal to Allocation and Carryover % will remain 100%.

Fiscal Year	Allocation	Expenditures	Carryover Amount	Carryover %	Carryover Threshold %	Locked
2023-24	\$559,937	\$84,697	\$475,240	! 84.87%	60%	-

Corrective Action Plan *

Our budget for 23-24 includes excess carryover from past year(s) due to the Covid closures and lack of instructors/students. Our plan is to spend down our current year and past carryover to the 20% threshold. We have expenses that have not yet posted to the CAEP account, including Professional Development conference and webinar attendance. We plan to purchase replacement laptops for student checkout, as well as a new Literacy Intervention program to mitigate learning gaps. We are also in the process of expanding our Workforce Program, including CTE courses. We recently launched our first ever Adult School CTE pathway. Expenses related to this will also be posed in the upcoming quarter. Lastly, our district's process is to post Outgo bi-quarterly vs. quarterly, therefore that large expense has not been accounted for.

Additional Comments

Not Entered

Allocation Year 2021-22 Closeout

I have reviewed the fiscal reports for my agency and confirmed that all funds for this allocation year have been spent.

2021-22 Reverted Funds:

\$0

**San Luis Coastal Unified
2023-24 Q2**

Submitted by Leslie O'Connor

Approved by Daniel Troy


Object Code	Year to Date (YTD) Expenditure	YTD Forecast	% Expended of YTD Forecast	Project Budget	% Expended of Project Budget	Budget Remaining
1000 - Instructional Salaries	\$109,082	\$98,296	110.97%	\$327,653	33.29%	\$218,571
2000 - Non-Instructional Salaries	\$58,755	\$49,148	119.55%	\$163,826	35.86%	\$105,071
3000 - Employee Benefits	\$62,933	\$49,148	128.05%	\$163,826	38.41%	\$100,893
4000 - Supplies and Materials	\$61,218	\$24,574	249.12%	\$81,913	74.74%	\$20,695
5000 - Other Operating Expenses and Services	\$68,341	\$24,574	278.1%	\$81,913	83.43%	\$13,572
6000 - Capital Outlay	\$0	\$0	100%	\$0	100%	\$0
7000 - Other Outgo	\$0	\$0	100%	\$0	100%	\$0
Indirect Costs	\$0	\$12,287	0%	\$40,958	0%	\$40,958
Totals	\$360,329	\$258,027	139.65%	\$860,089	41.89%	\$499,760

Member Carryover Compliance Status

Description: The Member Carryover Compliance Status table shows how the member's spending is tracking against the allocations for the displayed fiscal year(s) based on expenditures entered as of the time of viewing.

Expenditures: A negative value indicates that current fiscal year spending has not begun, as there are still unused funds from previous fiscal years.

Carryover Amount & Carryover %: If current fiscal year spending has not yet begun (a negative Expenditures amount), Carryover Amount will remain equal to Allocation and Carryover % will remain 100%.

Fiscal Year	Allocation	Expenditures	Carryover Amount	Carryover %	Carryover Threshold %	Locked
2023-24	\$552,134	\$52,374	\$499,760	 90.51%	60%	-

Corrective Action Plan *

The 23-24 allocation included the excess carryover from prior year due to the Covid closures and lack of instructors/students. We are in the process of expanding our Workforce Program, including CTE courses. SLCUSD will expand offerings and opportunities for Adult Ed. students to build their skills in SLCUSD. We are currently working on building guided pathway offerings in 2024 in the various fields of study. Culinary for Food Safety certification, Food Managers certification as well as travel and tourism certifications. Property Management certifications. We are currently in the recruitment process to hire additional staff to support adult learners in 23-24. We are also in the process of updating computer labs and instructional classrooms for adult education instruction. We intend to update computers, monitors, furnishings, incorporate large screen TV's and other electronic communication systems to improve instructional access for students.

Additional Comments

Not Entered

Allocation Year 2021-22 Closeout

I have reviewed the fiscal reports for my agency and confirmed that all funds for this allocation year have been spent.

2021-22 Reverted Funds:

\$0

San Luis Obispo County CCD 2023-24 Q2

Submitted by Mia Ruiz

Approved by Daniel Troy


Object Code	Year to Date (YTD) Expenditure	YTD Forecast	% Expended of YTD Forecast	Project Budget	% Expended of Project Budget	Budget Remaining
1000 - Instructional Salaries	\$79,739	\$96,000	83.06%	\$160,000	49.84%	\$80,261
2000 - Non-Instructional Salaries	\$140,290	\$152,796	91.82%	\$254,660	55.09%	\$114,370
3000 - Employee Benefits	\$75,059	\$96,332	77.92%	\$160,553	46.75%	\$85,494
4000 - Supplies and Materials	\$26,419	\$37,200	71.02%	\$62,000	42.61%	\$35,581
5000 - Other Operating Expenses and Services	\$14,277	\$30,000	47.59%	\$50,000	28.55%	\$35,723
6000 - Capital Outlay	\$40,194	\$120,000	33.49%	\$200,000	20.1%	\$159,806
7000 - Other Outgo	\$0	\$0	100%	\$0	100%	\$0
Indirect Costs	\$18,799	\$27,600	68.11%	\$46,000	40.87%	\$27,201
Totals	\$394,777	\$559,928	70.5%	\$933,213	42.3%	\$538,436

Member Carryover Compliance Status

Description: The Member Carryover Compliance Status table shows how the member's spending is tracking against the allocations for the displayed fiscal year(s) based on expenditures entered as of the time of viewing.

Expenditures: A negative value indicates that current fiscal year spending has not begun, as there are still unused funds from previous fiscal years.

Carryover Amount & Carryover %: If current fiscal year spending has not yet begun (a negative Expenditures amount), Carryover Amount will remain equal to Allocation and Carryover % will remain 100%.

Fiscal Year	Allocation	Expenditures	Carryover Amount	Carryover %	Carryover Threshold %	Locked
2023-24	\$488,977	-\$49,459	\$488,977	 100%	60%	-

Corrective Action Plan *

Two out of four vacant positions have been filled. We are currently in the recruitment process to replace two 1.0 FTES student support service positions to work directly with our adult education populations. We are also in the process of updating computer labs and instructional classrooms for adult education instruction. We are purchasing equipment for our new CDL noncredit vocational program.

Additional Comments

Not Entered


Allocation Year 2021-22 Closeout

I have reviewed the fiscal reports for my agency and confirmed that all funds for this allocation year have been spent.

2021-22 Reverted Funds:
\$0

Templeton Unified
2023-24 Q2

Submitted by Cheryl London
Approved by Daniel Troy


Object Code	Year to Date (YTD) Expenditure	YTD Forecast	% Expended of YTD Forecast	Project Budget	% Expended of Project Budget	Budget Remaining
1000 - Instructional Salaries	\$22,221	\$24,838	89.46%	\$55,195	40.26%	\$32,974
2000 - Non-Instructional Salaries	\$4,019	\$4,711	85.31%	\$10,469	38.39%	\$6,450
3000 - Employee Benefits	\$8,603	\$9,786	87.91%	\$21,747	39.56%	\$13,144
4000 - Supplies and Materials	\$1,678	\$9,879	16.99%	\$21,953	7.64%	\$20,275
5000 - Other Operating Expenses and Services	\$5,580	\$2,453	227.52%	\$5,450	102.39%	 -\$130
6000 - Capital Outlay	\$0	\$0	100%	\$0	100%	\$0
7000 - Other Outgo	\$0	\$0	100%	\$0	100%	\$0
Indirect Costs	\$0	\$2,480	0%	\$5,511	0%	\$5,511
Totals	\$42,101	\$54,146	77.75%	\$120,325	34.99%	\$78,224

Member Carryover Compliance Status

Description: The Member Carryover Compliance Status table shows how the member's spending is tracking against the allocations for the displayed fiscal year(s) based on expenditures entered as of the time of viewing.

Expenditures: A negative value indicates that current fiscal year spending has not begun, as there are still unused funds from previous fiscal years.

Carryover Amount & Carryover %: If current fiscal year spending has not yet begun (a negative Expenditures amount), Carryover Amount will remain equal to Allocation and Carryover % will remain 100%.

Fiscal Year	Allocation	Expenditures	Carryover Amount	Carryover %	Carryover Threshold %	Locked
2023-24	\$117,848	\$39,624	\$78,224	 66.38%	60%	-

Corrective Action Plan *

We are working to spend the carry over and it will expensed during the 3rd quarter.

Additional Comments

Not Entered

Allocation Year 2021-22 Closeout

I have reviewed the fiscal reports for my agency and confirmed that all funds for this allocation year have been spent.

2021-22 Reverted Funds:

\$0



California
Community
Colleges



2024 © California Community Colleges

NOVA Site Version: 6.5.24