

52 San Luis Obispo County Adult Education Consortium

Consortium Summary | Total Expenditures: \$1,340,974 | Total Allocation: \$1,718,896 | Total Carryover: \$377,922
 (21.99%) Carryover Compliance i

Lucia Mar Unified 2023-24 Q4

Submitted by Jennifer Bowen

Approved by Chris Green

Object Code	Year to Date (YTD) Expenditure	YTD Forecast	% Expended of YTD Forecast	Project Budget	% Expended of Project Budget	Budget Remaining
1000 - Instructional Salaries	\$321,720	\$364,830	88.18%	\$364,830	88.18%	\$43,110
2000 - Non-Instructional Salaries	\$107,472	\$120,700	89.04%	\$120,700	89.04%	\$13,228
3000 - Employee Benefits	\$149,147	\$127,670	116.82%	\$127,670	116.82%	! -\$21,477
4000 - Supplies and Materials	\$31,934	\$69,125	46.2%	\$69,125	46.2%	\$37,191
5000 - Other Operating Expenses and Services	\$22,664	\$51,525	43.99%	\$51,525	43.99%	\$28,861
6000 - Capital Outlay	\$0	\$0	100%	\$0	100%	\$0
7000 - Other Outgo	\$22,663	\$17,750	127.68%	\$17,750	127.68%	! -\$4,913
Indirect Costs	\$0	\$0	100%	\$0	100%	\$0
Totals	\$655,600	\$751,600	87.23%	\$751,600	87.23%	\$96,000

Member Carryover Compliance Status

Description: The Member Carryover Compliance Status table shows how the member's spending is tracking against the allocations for the displayed fiscal year(s) based on expenditures entered as of the time of viewing.

Expenditures: A negative value indicates that current fiscal year spending has not begun, as there are still unused funds from previous fiscal years.

Carryover Amount & Carryover %: If current fiscal year spending has not yet begun (a negative Expenditures amount), Carryover Amount will remain equal to Allocation and Carryover % will remain 100%.

Fiscal Year	Allocation	Expenditures	Carryover Amount	Carryover %	Carryover Threshold %	Locked
2023-24	\$559,937	\$463,937	\$96,000	17.14%	20%	08/29/2024 06:36 AM PDT

Additional Comments

Other outgo expenses were not distributed in all reporting quarters. Adjusted in 7350 indirect costs for quarter four of 23-24 school year. Summer program included.

✓ I certify that our agency did not exceed the allowed indirect rate as directed in the Adult Education Program Guidance.

**San Luis Coastal Unified
2023-24 Q4**

Submitted by Leslie O'Connor

Approved by Chris Green


Object Code	Year to Date (YTD) Expenditure	YTD Forecast	% Expended of YTD Forecast	Project Budget	% Expended of Project Budget	Budget Remaining
1000 - Instructional Salaries	\$226,607	\$327,653	69.16%	\$327,653	69.16%	\$101,046
2000 - Non-Instructional Salaries	\$122,740	\$163,826	74.92%	\$163,826	74.92%	\$41,086
3000 - Employee Benefits	\$130,657	\$163,826	79.75%	\$163,826	79.75%	\$33,169
4000 - Supplies and Materials	\$107,762	\$81,913	131.56%	\$81,913	131.56%	! -\$25,849
5000 - Other Operating Expenses and Services	\$97,616	\$81,913	119.17%	\$81,913	119.17%	! -\$15,703
6000 - Capital Outlay	\$0	\$0	100%	\$0	100%	\$0
7000 - Other Outgo	\$0	\$0	100%	\$0	100%	\$0
Indirect Costs	\$40,958	\$40,958	100%	\$40,958	100%	\$0
Totals	\$726,340	\$860,089	84.45%	\$860,089	84.45%	\$133,749

Member Carryover Compliance Status

Description: The Member Carryover Compliance Status table shows how the member's spending is tracking against the allocations for the displayed fiscal year(s) based on expenditures entered as of the time of viewing.

Expenditures: A negative value indicates that current fiscal year spending has not begun, as there are still unused funds from previous fiscal years.

Carryover Amount & Carryover %: If current fiscal year spending has not yet begun (a negative Expenditures amount), Carryover Amount will remain equal to Allocation and Carryover % will remain 100%.

Fiscal Year	Allocation	Expenditures	Carryover Amount	Carryover %	Carryover Threshold %	Locked
2023-24	\$552,134	\$418,385	\$133,749	 24.22%	20%	08/29/2024 06:36 AM PDT

Additional Comments

Not Entered

✓ I certify that our agency did not exceed the allowed indirect rate as directed in the Adult Education Program Guidance.

**San Luis Obispo County CCD
2023-24 Q4**

Submitted by Mia Ruiz

Approved by Chris Green


Object Code	Year to Date (YTD) Expenditure	YTD Forecast	% Expended of YTD Forecast	Project Budget	% Expended of Project Budget	Budget Remaining
1000 - Instructional Salaries	\$166,172	\$160,000	103.86%	\$160,000	103.86%	 -\$6,172
2000 - Non-Instructional Salaries	\$256,801	\$254,660	100.84%	\$254,660	100.84%	 -\$2,141
3000 - Employee Benefits	\$138,071	\$160,553	86%	\$160,553	86%	\$22,482
4000 - Supplies and Materials	\$33,589	\$62,000	54.18%	\$62,000	54.18%	\$28,411
5000 - Other Operating Expenses and Services	\$20,724	\$50,000	41.45%	\$50,000	41.45%	\$29,276
6000 - Capital Outlay	\$151,867	\$200,000	75.93%	\$200,000	75.93%	\$48,133
7000 - Other Outgo	\$0	\$0	100%	\$0	100%	\$0
Indirect Costs	\$38,361	\$46,000	83.39%	\$46,000	83.39%	\$7,639
Totals	\$805,585	\$933,213	86.32%	\$933,213	86.32%	\$127,628

Member Carryover Compliance Status

Description: The Member Carryover Compliance Status table shows how the member's spending is tracking against the allocations for the displayed fiscal year(s) based on expenditures entered as of the time of viewing.

Expenditures: A negative value indicates that current fiscal year spending has not begun, as there are still unused funds from previous fiscal years.

Carryover Amount & Carryover %: If current fiscal year spending has not yet begun (a negative Expenditures amount), Carryover Amount will remain equal to Allocation and Carryover % will remain 100%.

Fiscal Year	Allocation	Expenditures	Carryover Amount	Carryover %	Carryover Threshold %	Locked
2023-24	\$488,977	\$361,349	\$127,628	 26.1%	20%	08/29/2024 06:36 AM PDT

Additional Comments


Not Entered

✓ I certify that our agency did not exceed the allowed indirect rate as directed in the Adult Education Program Guidance.

Templeton Unified
2023-24 Q4

Submitted by Cheryl London

Approved by Chris Green

Object Code	Year to Date (YTD) Expenditure	YTD Forecast	% Expended of YTD Forecast	Project Budget	% Expended of Project Budget	Budget Remaining
1000 - Instructional Salaries	\$51,814	\$55,195	93.87%	\$55,195	93.87%	\$3,381
2000 - Non-Instructional Salaries	\$10,131	\$10,469	96.77%	\$10,469	96.77%	\$338
3000 - Employee Benefits	\$20,542	\$21,747	94.46%	\$21,747	94.46%	\$1,205
4000 - Supplies and Materials	\$6,284	\$21,953	28.62%	\$21,953	28.62%	\$15,669
5000 - Other Operating Expenses and Services	\$6,441	\$5,450	118.18%	\$5,450	118.18%	 -\$991
6000 - Capital Outlay	\$0	\$0	100%	\$0	100%	\$0
7000 - Other Outgo	\$0	\$0	100%	\$0	100%	\$0
Indirect Costs	\$4,568	\$5,511	82.89%	\$5,511	82.89%	\$943
Totals	\$99,780	\$120,325	82.93%	\$120,325	82.93%	\$20,545

Member Carryover Compliance Status

Description: The Member Carryover Compliance Status table shows how the member's spending is tracking against the allocations for the displayed fiscal year(s) based on expenditures entered as of the time of viewing.

Expenditures: A negative value indicates that current fiscal year spending has not begun, as there are still unused funds from previous fiscal years.

Carryover Amount & Carryover %: If current fiscal year spending has not yet begun (a negative Expenditures amount), Carryover Amount will remain equal to Allocation and Carryover % will remain 100%.

Fiscal Year	Allocation	Expenditures	Carryover Amount	Carryover %	Carryover Threshold %	Locked
2023-24	\$117,848	\$97,303	\$20,545	17.43%	20%	08/29/2024 06:36 AM PDT

Additional Comments

Not Entered

✓ I certify that our agency did not exceed the allowed indirect rate as directed in the Adult Education Program Guidance.



California
Community
Colleges



2024 © California Community Colleges
NOVA Site Version: 7.3.6