


53 Accel San Mateo County

Cabrillo Unified
2022-23 Q4

Submitted by Drew Gamet

Approved by Dr. Ka'Ryn Holder-Jackson Ph.D.

Object Code	Year to Date (YTD) Expenditure	YTD Forecast	% Expended of YTD Forecast	Project Budget	% Expended of Project Budget	Budget Remaining
1000 - Instructional Salaries	\$199,034	\$189,048	105.28%	\$189,048	105.28%	 -\$9,986
2000 - Non-Instructional Salaries	\$11,839	\$83,770	14.13%	\$83,770	14.13%	\$71,931
3000 - Employee Benefits	\$74,156	\$56,358	131.58%	\$56,358	131.58%	 -\$17,798
4000 - Supplies and Materials	\$50,244	\$81,034	62%	\$81,034	62%	\$30,790
5000 - Other Operating Expenses and Services	\$59,879	\$80,676	74.22%	\$80,676	74.22%	\$20,797
6000 - Capital Outlay	\$0	\$0	100%	\$0	100%	\$0
7000 - Other Outgo	\$0	\$0	100%	\$0	100%	\$0
Indirect Costs	\$0	\$0	100%	\$0	100%	\$0
Totals	\$395,152	\$490,886	80.5%	\$490,886	80.5%	\$95,734

Additional Comments

We will budget a higher percentage of funds to instructional salaries and raise allocations for employee benefits accordingly.

✓ I certify that our agency did not exceed the allowed indirect rate as directed in the Adult Education Program Guidance.

Jefferson Union High
2022-23 Q4

Submitted by Mark Beshirs

Approved by Dr. Ka'Ryn Holder-Jackson Ph.D.

Object Code	Year to Date (YTD) Expenditure	YTD Forecast	% Expended of YTD Forecast	Project Budget	% Expended of Project Budget	Budget Remaining
1000 - Instructional Salaries	\$913,913	\$985,000	92.78%	\$985,000	92.78%	\$71,087
2000 - Non-Instructional Salaries	\$261,072	\$385,000	67.81%	\$385,000	67.81%	\$123,928
3000 - Employee Benefits	\$364,921	\$395,000	92.39%	\$395,000	92.39%	\$30,079
4000 - Supplies and Materials	\$56,560	\$209,722	26.97%	\$209,722	26.97%	\$153,162
5000 - Other Operating Expenses and Services	\$39,612	\$207,780	19.06%	\$207,780	19.06%	\$168,168
6000 - Capital Outlay	\$0	\$0	100%	\$0	100%	\$0
7000 - Other Outgo	\$0	\$0	100%	\$0	100%	\$0
Indirect Costs	\$0	\$0	100%	\$0	100%	\$0
Totals	\$1,636,078	\$2,182,502	74.96%	\$2,182,502	74.96%	\$546,424

Additional Comments

Not Entered

✓ I certify that our agency did not exceed the allowed indirect rate as directed in the Adult Education Program Guidance.

**San Mateo County CCD
2022-23 Q4**

Submitted by Nereida Angulo

Approved by Dr. Ka'Ryn Holder-Jackson Ph.D.

Object Code	Year to Date (YTD) Expenditure	YTD Forecast	% Expended of YTD Forecast	Project Budget	% Expended of Project Budget	Budget Remaining
1000 - Instructional Salaries	\$60,931	\$51,530	118.24%	\$51,530	118.24%	 -\$9,401
2000 - Non-Instructional Salaries	\$264,025	\$506,582	52.12%	\$506,582	52.12%	\$242,557
3000 - Employee Benefits	\$160,551	\$281,844	56.96%	\$281,844	56.96%	\$121,293
4000 - Supplies and Materials	\$283	\$37,859	0.75%	\$37,859	0.75%	\$37,576
5000 - Other Operating Expenses and Services	\$34,139	\$259,238	13.17%	\$259,238	13.17%	\$225,099
6000 - Capital Outlay	\$26,982	\$0	100%	\$0	100%	 -\$26,982
7000 - Other Outgo	\$0	\$0	100%	\$0	100%	\$0
Indirect Costs	\$21,876	\$47,371	46.18%	\$47,371	46.18%	\$25,495
Totals	\$568,787	\$1,184,424	48.02%	\$1,184,424	 48.02%	\$615,637

Additional Comments

Q4 spending included support of Transition Coordinators at Skyline College, College of San Mateo, and Canada College and supporting faculty time to serve CAEP students.



There was an unforeseen \$26,982 expense for the capital outlay This was an expense for laptops and laptop carts used to support our AWS Cloud Computing program at College of San Mateo. Laptops are available to students to check out for the training. Laptops will also be used for dual enrollment opportunities that are being developed in partnership with the adult schools. There was also an additional \$9,401 expense in the 1000 category, originally under-estimated, these expenses were utilized for instructional salaries (faculty) to support programs.

✓ I certify that our agency did not exceed the allowed indirect rate as directed in the Adult Education Program Guidance.

**San Mateo Union High
2022-23 Q4**

Submitted by Angela Taylor

Approved by Dr. Ka'Ryn Holder-Jackson Ph.D.

Object Code	Year to Date (YTD) Expenditure	YTD Forecast	% Expended of YTD Forecast	Project Budget	% Expended of Project Budget	Budget Remaining
1000 - Instructional Salaries	\$2,179,708	\$2,100,000	103.8%	\$2,100,000	103.8%	 -\$79,708
2000 - Non-Instructional Salaries	\$1,406,285	\$1,500,000	93.75%	\$1,500,000	93.75%	\$93,715
3000 - Employee Benefits	\$1,344,072	\$1,300,000	103.39%	\$1,300,000	103.39%	 -\$44,072
4000 - Supplies and Materials	\$98,883	\$150,000	65.92%	\$150,000	65.92%	\$51,117
5000 - Other Operating Expenses and Services	\$310,627	\$389,392	79.77%	\$389,392	79.77%	\$78,765
6000 - Capital Outlay	\$0	\$0	100%	\$0	100%	\$0
7000 - Other Outgo	\$0	\$0	100%	\$0	100%	\$0
Indirect Costs	\$0	\$0	100%	\$0	100%	\$0
Totals	\$5,339,575	\$5,439,392	98.16%	\$5,439,392	98.16%	\$99,817

Additional Comments


We spent more in those areas due to increases in number classes and hiring of new staff. We are also adjusting to cost increases post-pandemic.

✓ I certify that our agency did not exceed the allowed indirect rate as directed in the Adult Education Program Guidance.

**Sequoia Union High
2022-23 Q4**

Submitted by Tatiana Roganova

Approved by Dr. Ka'Ryn Holder-Jackson Ph.D.

Object Code	Year to Date (YTD) Expenditure	YTD Forecast	% Expended of YTD Forecast	Project Budget	% Expended of Project Budget	Budget Remaining
1000 - Instructional Salaries	\$510,474	\$643,510	79.33%	\$643,510	79.33%	\$133,036
2000 - Non-Instructional Salaries	\$498,471	\$486,218	102.52%	\$486,218	102.52%	 -\$12,253
3000 - Employee Benefits	\$462,529	\$527,122	87.75%	\$527,122	87.75%	\$64,593
4000 - Supplies and Materials	\$49,688	\$105,408	47.14%	\$105,408	47.14%	\$55,720
5000 - Other Operating Expenses and Services	\$139,009	\$158,582	87.66%	\$158,582	87.66%	\$19,573
6000 - Capital Outlay	\$0	\$0	100%	\$0	100%	\$0
7000 - Other Outgo	\$0	\$0	100%	\$0	100%	\$0
Indirect Costs	\$0	\$0	100%	\$0	100%	\$0
Totals	\$1,660,171	\$1,920,840	86.43%	\$1,920,840	86.43%	\$260,669

Additional Comments

Sequoia Adult school was in need of extra support staff due to student population growth.

✓ I certify that our agency did not exceed the allowed indirect rate as directed in the Adult Education Program Guidance.

**South San Francisco Unified
2022-23 Q4**

Submitted by Seemaa Prasad

Approved by Dr. Ka'Ryn Holder-Jackson Ph.D.

Object Code	Year to Date (YTD) Expenditure	YTD Forecast	% Expended of YTD Forecast	Project Budget	% Expended of Project Budget	Budget Remaining
1000 - Instructional Salaries	\$392,669	\$515,871	76.12%	\$515,871	76.12%	\$123,202
2000 - Non-Instructional Salaries	\$231,063	\$245,220	94.23%	\$245,220	94.23%	\$14,157
3000 - Employee Benefits	\$245,307	\$316,939	77.4%	\$316,939	77.4%	\$71,632
4000 - Supplies and Materials	\$3,793	\$2,161	175.52%	\$2,161	175.52%	! -\$1,632
5000 - Other Operating Expenses and Services	\$57,384	\$38,593	148.69%	\$38,593	148.69%	! -\$18,791
6000 - Capital Outlay	\$0	\$0	100%	\$0	100%	\$0
7000 - Other Outgo	\$0	\$0	100%	\$0	100%	\$0
Indirect Costs	\$39,348	\$47,324	83.15%	\$47,324	83.15%	\$7,976
Totals	\$969,564	\$1,166,108	83.15%	\$1,166,108	83.15%	\$196,544

Additional Comments

We had some unforeseen technology needs and we increased in-person programming and needed more supplies.

✓ I certify that our agency did not exceed the allowed indirect rate as directed in the Adult Education Program Guidance.



California Community Colleges



2023 © California Community Colleges
NOVA Site Version: 6.5.12