



### 56 Santa Monica Regional Consortium for Adult Education

Consortium Summary | Total Expenditures: **\$496,431** Total Allocation: **\$1,392,173** Total Carryover: **\$895,742**  
**(64.34%)** Carryover Compliance 

### Santa Monica CCD 2023-24 Q3

Submitted by Luis Jauregui

Approved by Cynthia McGregory


Object Code	Year to Date (YTD) Expenditure	YTD Forecast	% Expended of YTD Forecast	Project Budget	% Expended of Project Budget	Budget Remaining
1000 - Instructional Salaries	\$87,250	\$35,825	243.54%	\$143,301	60.89%	\$56,051
2000 - Non-Instructional Salaries	\$93,124	\$57,376	162.3%	\$229,505	40.58%	\$136,381
3000 - Employee Benefits	\$81,627	\$56,394	144.74%	\$225,576	36.19%	\$143,949
4000 - Supplies and Materials	\$11,275	\$5,800	194.4%	\$23,199	48.6%	\$11,924
5000 - Other Operating Expenses and Services	\$10,887	\$6,524	166.89%	\$26,094	41.72%	\$15,207
6000 - Capital Outlay	\$2,205	\$551	400%	\$2,205	100%	\$0
7000 - Other Outgo	\$0	\$0	100%	\$0	100%	\$0
Indirect Costs	\$0	\$0	100%	\$0	100%	\$0
<b>Totals</b>	<b>\$286,368</b>	<b>\$162,470</b>	<b>176.26%</b>	<b>\$649,880</b>	 <b>44.06%</b>	<b>\$363,512</b>

#### Member Carryover Compliance Status

**Description:** The Member Carryover Compliance Status table shows how the member's spending is tracking against the allocations for the displayed fiscal year(s) based on expenditures entered as of the time of viewing.

**Expenditures:** A negative value indicates that current fiscal year spending has not begun, as there are still unused funds from previous fiscal years.

**Carryover Amount & Carryover %:** If current fiscal year spending has not yet begun (a negative Expenditures amount), Carryover Amount will remain equal to Allocation and Carryover % will remain 100%.

Fiscal Year	Allocation	Expenditures	Carryover Amount	Carryover %	Carryover Threshold %	Locked
2023-24	\$542,109	\$178,597	\$363,512	 <b>67.06%</b>	50%	-

**Additional Comments**

Not Entered

**Santa Monica-Malibu Unified  
2023-24 Q3**

Submitted by Cynthia McGregory

Approved by Cynthia McGregory


Object Code	Year to Date (YTD) Expenditure	YTD Forecast	% Expended of YTD Forecast	Project Budget	% Expended of Project Budget	Budget Remaining
1000 - Instructional Salaries	\$209,967	\$198,225	105.92%	\$440,500	47.67%	\$230,533
2000 - Non-Instructional Salaries	\$179,308	\$173,250	103.5%	\$385,000	46.57%	\$205,692
3000 - Employee Benefits	\$209,590	\$168,975	124.04%	\$375,500	55.82%	\$165,910
4000 - Supplies and Materials	\$52,533	\$47,381	110.87%	\$105,290	49.89%	\$52,757
5000 - Other Operating Expenses and Services	\$40,580	\$42,975	94.43%	\$95,500	42.49%	\$54,920
6000 - Capital Outlay	\$0	\$0	100%	\$0	100%	\$0
7000 - Other Outgo	\$0	\$0	100%	\$0	100%	\$0
Indirect Costs	\$0	\$33,201	0%	\$73,781	0%	\$73,781
<b>Totals</b>	<b>\$691,978</b>	<b>\$664,007</b>	<b>104.21%</b>	<b>\$1,475,571</b>	<b>46.9%</b>	<b>\$783,593</b>

**Member Carryover Compliance Status**

**Description:** The Member Carryover Compliance Status table shows how the member's spending is tracking against the allocations for the displayed fiscal year(s) based on expenditures entered as of the time of viewing.

**Expenditures:** A negative value indicates that current fiscal year spending has not begun, as there are still unused funds from previous fiscal years.

**Carryover Amount & Carryover %:** If current fiscal year spending has not yet begun (a negative Expenditures amount), Carryover Amount will remain equal to Allocation and Carryover % will remain 100%.

Fiscal Year	Allocation	Expenditures	Carryover Amount	Carryover %	Carryover Threshold %	Locked
2023-24	\$850,064	\$66,471	\$783,593	 92.18%	50%	-

**Additional Comments**

This quarter, the adult school is actively engaged in several activities. School administration and faculty will participate in a consortium spring retreat and a co-sponsored professional development training on artificial intelligence. Additionally, CTE

Build and Trade students will receive OSHA and CPR certifications. Finally, planning is underway for a year-end engagement activity.



California  
Community  
Colleges



2024 © California Community Colleges  
NOVA Site Version: 7.3.7