

56 Santa Monica Regional Consortium for Adult Education

Consortium Summary | Total Expenditures: \$496,431 Total Allocation: \$1,392,173 Total Carryover: \$895,742
(64.34%) Carryover Compliance i

Santa Monica CCD 2023-24 Q4

Submitted by Luis Jauregui

Approved by Cynthia McGregory


Object Code	Year to Date (YTD) Expenditure	YTD Forecast	% Expended of YTD Forecast	Project Budget	% Expended of Project Budget	Budget Remaining
1000 - Instructional Salaries	\$136,613	\$143,301	95.33%	\$143,301	95.33%	\$6,688
2000 - Non-Instructional Salaries	\$134,493	\$229,505	58.6%	\$229,505	58.6%	\$95,012
3000 - Employee Benefits	\$120,058	\$225,576	53.22%	\$225,576	53.22%	\$105,518
4000 - Supplies and Materials	\$12,572	\$23,199	54.19%	\$23,199	54.19%	\$10,627
5000 - Other Operating Expenses and Services	\$17,740	\$26,094	67.98%	\$26,094	67.98%	\$8,354
6000 - Capital Outlay	\$2,205	\$2,205	100%	\$2,205	100%	\$0
7000 - Other Outgo	\$0	\$0	100%	\$0	100%	\$0
Indirect Costs	\$0	\$0	100%	\$0	100%	\$0
Totals	\$423,681	\$649,880	65.19%	\$649,880	65.19%	\$226,199

Member Carryover Compliance Status

Description: The Member Carryover Compliance Status table shows how the member's spending is tracking against the allocations for the displayed fiscal year(s) based on expenditures entered as of the time of viewing.

Expenditures: A negative value indicates that current fiscal year spending has not begun, as there are still unused funds from previous fiscal years.

Carryover Amount & Carryover %: If current fiscal year spending has not yet begun (a negative Expenditures amount), Carryover Amount will remain equal to Allocation and Carryover % will remain 100%.

Fiscal Year	Allocation	Expenditures	Carryover Amount	Carryover %	Carryover Threshold %	Locked
2023-24	\$542,109	\$315,910	\$226,199	 41.73%	20%	08/30/2024 04:14 PM PDT

Additional Comments


Not Entered

✓ I certify that our agency did not exceed the allowed indirect rate as directed in the Adult Education Program Guidance.

Santa Monica-Malibu Unified
2023-24 Q4

Submitted by Cynthia McGregory

Approved by Cynthia McGregory


Object Code	Year to Date (YTD) Expenditure	YTD Forecast	% Expended of YTD Forecast	Project Budget	% Expended of Project Budget	Budget Remaining
1000 - Instructional Salaries	\$252,039	\$264,300	95.36%	\$440,500	57.22%	\$188,461
2000 - Non-Instructional Salaries	\$195,319	\$231,000	84.55%	\$385,000	50.73%	\$189,681
3000 - Employee Benefits	\$226,141	\$225,300	100.37%	\$375,500	60.22%	\$149,359
4000 - Supplies and Materials	\$52,533	\$63,174	83.16%	\$105,290	49.89%	\$52,757
5000 - Other Operating Expenses and Services	\$41,478	\$57,300	72.39%	\$95,500	43.43%	\$54,022
6000 - Capital Outlay	\$0	\$0	100%	\$0	100%	\$0
7000 - Other Outgo	\$0	\$0	100%	\$0	100%	\$0
Indirect Costs	\$38,518	\$44,269	87.01%	\$73,781	52.21%	\$35,263
Totals	\$806,028	\$885,343	91.04%	\$1,475,571	 54.62%	\$669,543

Member Carryover Compliance Status

Description: The Member Carryover Compliance Status table shows how the member's spending is tracking against the allocations for the displayed fiscal year(s) based on expenditures entered as of the time of viewing.

Expenditures: A negative value indicates that current fiscal year spending has not begun, as there are still unused funds from previous fiscal years.

Carryover Amount & Carryover %: If current fiscal year spending has not yet begun (a negative Expenditures amount), Carryover Amount will remain equal to Allocation and Carryover % will remain 100%.

Fiscal Year	Allocation	Expenditures	Carryover Amount	Carryover %	Carryover Threshold %	Locked
2023-24	\$850,064	\$180,521	\$669,543	 78.76%	20%	08/30/2024 04:14 PM PDT

Additional Comments

This quarter, the adult school has been focused on several key areas. Administration and faculty have attended conferences and professional development workshops. CTE students have completed their programs and received certification. We're also planning a new Student Onboarding PLC for next school year. Additionally, we've reviewed and submitted adult education course outlines for board approval. We're exploring new programs in career and technical education and employment training. Lastly, we concluded the year with a successful student engagement activity.

✓ I certify that our agency did not exceed the allowed indirect rate as directed in the Adult Education Program Guidance.



California
Community
Colleges



2024 © California Community Colleges
NOVA Site Version: 7.3.7