

Corcoran Joint Unified

2021-22 Q1

Submitted by John Werner

Approved by John Werner

Object Code	Year to Date (YTD) Expenditure	YTD Forecast	% Expended of YTD Forecast	Project Budget	% Expended of Project Budget	Budget Remaining
1000 - Instructional Salaries	\$29,544	\$28,897	102.24%	\$115,587	25.56%	\$86,043
2000 - Non-Instructional Salaries	\$10,075	\$8,129	123.94%	\$32,517	30.98%	\$22,442
3000 - Employee Benefits	\$13,875	\$14,342	96.75%	\$57,366	24.19%	\$43,491
4000 - Supplies and Materials	\$24,311	\$28,699	84.71%	\$114,794	21.18%	\$90,483
5000 - Other Operating Expenses and Services	\$0	\$0	100%	\$0	100%	\$0
6000 - Capital Outlay	\$0	\$0	100%	\$0	100%	\$0
7000 - Other Outgo	\$0	\$0	100%	\$0	100%	\$0
Indirect Costs	\$0	\$0	100%	\$0	100%	\$0
Totals	\$77,805	\$80,066	97.18%	\$320,264	24.29%	\$242,459

Additional Comments

Our expenditures have fallen below the target threshold due to challenges with filling positions/staffing in Alpaugh. HSD, ESL all continued as usual, with plans on starting a GED class and getting Alpaugh up and running for the second semester.

Cutler-Orosi Joint Unified

2021-22 Q1

Submitted

Approved by John Werner

Object Code	Year to Date (YTD) Expenditure	YTD Forecast	% Expended of YTD Forecast	Project Budget	% Expended of Project Budget	Budget Remaining
1000 - Instructional Salaries	\$13,509	\$30,783	43.89%	\$123,130	10.97%	\$109,621
2000 - Non-Instructional Salaries	\$6,737	\$6,519	103.35%	\$26,074	25.84%	\$19,337
3000 - Employee Benefits	\$9,307	\$14,581	63.83%	\$58,324	15.96%	\$49,017
4000 - Supplies and Materials	\$609	\$10,412	5.85%	\$41,646	1.46%	\$41,037
5000 - Other Operating Expenses and Services	\$1,125	\$17,000	6.62%	\$68,000	1.65%	\$66,875
6000 - Capital Outlay	\$0	\$0	100%	\$0	100%	\$0
7000 - Other Outgo	\$1,746	\$3,965	44.04%	\$15,859	11.01%	\$14,113
Indirect Costs	\$0	\$0	100%	\$0	100%	\$0
Totals	\$33,033	\$83,258	39.68%	\$333,033	 9.92%	\$300,000

Additional Comments


Adult ed classes, portion of adult ed clerk, materials & Western Association of Schools dues

Farmersville Unified

2021-22 Q1

Submitted by John Werner

Approved by John Werner

Object Code	Year to Date (YTD) Expenditure	YTD Forecast	% Expended of YTD Forecast	Project Budget	% Expended of Project Budget	Budget Remaining
1000 - Instructional Salaries	\$0	\$10,839	0%	\$43,357	0%	\$43,357
2000 - Non-Instructional Salaries	\$0	\$2,464	0%	\$9,857	0%	\$9,857
3000 - Employee Benefits	\$0	\$3,264	0%	\$13,054	0%	\$13,054
4000 - Supplies and Materials	\$0	\$5,455	0%	\$21,818	0%	\$21,818
5000 - Other Operating Expenses and Services	\$0	\$1,956	0%	\$7,823	0%	\$7,823
6000 - Capital Outlay	\$0	\$0	100%	\$0	100%	\$0
7000 - Other Outgo	\$0	\$753	0%	\$3,010	0%	\$3,010
Indirect Costs	\$0	\$0	100%	\$0	100%	\$0
Totals	\$0	\$24,730	0%	\$98,919	 0%	\$98,919

Additional Comments


Not Entered

Hanford Joint Union High

2021-22 Q1

Submitted

Approved by John Werner

Object Code	Year to Date (YTD) Expenditure	YTD Forecast	% Expended of YTD Forecast	Project Budget	% Expended of Project Budget	Budget Remaining
1000 - Instructional Salaries	\$54,768	\$73,997	74.01%	\$369,984	14.8%	\$315,216
2000 - Non-Instructional Salaries	\$24,071	\$22,484	107.06%	\$112,420	21.41%	\$88,349
3000 - Employee Benefits	\$34,368	\$35,349	97.22%	\$176,746	19.44%	\$142,378
4000 - Supplies and Materials	\$3,768	\$14,298	26.35%	\$71,490	5.27%	\$67,722
5000 - Other Operating Expenses and Services	\$10,098	\$21,230	47.57%	\$106,149	9.51%	\$96,051
6000 - Capital Outlay	\$0	\$0	100%	\$0	100%	\$0
7000 - Other Outgo	\$0	\$7,223	0%	\$36,116	0%	\$36,116
Indirect Costs	\$0	\$0	100%	\$0	100%	\$0
Totals	\$127,073	\$174,581	72.79%	\$872,905	 14.56%	\$745,832

Additional Comments

Expenditures reflect the start of the school year and the regular operations of our ESL, ABE, HSD, and GED prep programs.

Lindsay Unified

2021-22 Q1

Submitted by Tom Rooney Lindsay USD

Approved by John Werner

Object Code	Year to Date (YTD) Expenditure	YTD Forecast	% Expended of YTD Forecast	Project Budget	% Expended of Project Budget	Budget Remaining
1000 - Instructional Salaries	\$1,212	\$5,337	22.71%	\$41,054	2.95%	\$39,842
2000 - Non-Instructional Salaries	\$559	\$1,715	32.6%	\$13,192	4.24%	\$12,633
3000 - Employee Benefits	\$421	\$1,961	21.47%	\$15,084	2.79%	\$14,663
4000 - Supplies and Materials	\$1,698	\$1,473	115.29%	\$11,329	14.99%	\$9,631
5000 - Other Operating Expenses and Services	\$8,008	\$1,428	560.97%	\$10,981	72.93%	\$2,973
6000 - Capital Outlay	\$0	\$0	100%	\$0	100%	\$0
7000 - Other Outgo	\$0	\$0	100%	\$0	100%	\$0
Indirect Costs	\$512	\$512	99.96%	\$3,940	12.99%	\$3,428
Totals	\$12,410	\$12,425	99.88%	\$95,580	 12.98%	\$83,170

Additional Comments

In the first quarter, all programs were relaunched with new course instructors and a goal in providing the fullest learning experience to our students. The program expended personnel costs on program staff for course instruction and support. In addition, expenditures were made related to curriculum supports for learners, testing resources, professional learning, and accreditation.

Sequoias CCD

2021-22 Q1

Submitted

Approved by John Werner

Object Code	Year to Date (YTD) Expenditure	YTD Forecast	% Expended of YTD Forecast	Project Budget	% Expended of Project Budget	Budget Remaining
1000 - Instructional Salaries	\$18,699	\$30,675	60.96%	\$122,700	15.24%	\$104,001
2000 - Non-Instructional Salaries	\$15,867	\$15,775	100.58%	\$63,100	25.15%	\$47,233
3000 - Employee Benefits	\$12,750	\$20,050	63.59%	\$80,200	15.9%	\$67,450
4000 - Supplies and Materials	\$0	\$0	100%	\$0	100%	\$0
5000 - Other Operating Expenses and Services	\$380	\$1,618	23.48%	\$6,473	5.87%	\$6,093
6000 - Capital Outlay	\$1,139	\$1,481	76.93%	\$5,922	19.23%	\$4,783
7000 - Other Outgo	\$0	\$0	100%	\$0	100%	\$0
Indirect Costs	\$0	\$0	100%	\$0	100%	\$0
Totals	\$48,835	\$69,599	70.17%	\$278,395	17.54%	\$229,560

Additional Comments

Salary and benefits for project administration, ESL counselor and specialist. Contract charge for wifi hotspots for ESL program. Barcode scanners for PTA, Nurse, and Pharm tech 400-level course labs.

Tulare Joint Union High

2021-22 Q1

Submitted

Approved by John Werner

Object Code	Year to Date (YTD) Expenditure	YTD Forecast	% Expended of YTD Forecast	Project Budget	% Expended of Project Budget	Budget Remaining
1000 - Instructional Salaries	\$295,376	\$369,730	79.89%	\$1,478,920	19.97%	\$1,183,544
2000 - Non-Instructional Salaries	\$89,359	\$101,600	87.95%	\$406,400	21.99%	\$317,041
3000 - Employee Benefits	\$125,823	\$202,780	62.05%	\$811,120	15.51%	\$685,297
4000 - Supplies and Materials	\$14,841	\$70,672	21%	\$282,688	5.25%	\$267,847
5000 - Other Operating Expenses and Services	\$35,360	\$53,725	65.82%	\$214,900	16.45%	\$179,540
6000 - Capital Outlay	\$0	\$0	100%	\$0	100%	\$0
7000 - Other Outgo	\$0	\$0	100%	\$0	100%	\$0
Indirect Costs	\$0	\$0	100%	\$0	100%	\$0
Totals	\$560,759	\$798,507	70.23%	\$3,194,028	17.56%	\$2,633,269

Additional Comments


Q1 expenditures entered by V. Hamilton 10/26/2021.

Visalia Unified

2021-22 Q1

Submitted

Approved by John Werner

Object Code	Year to Date (YTD) Expenditure	YTD Forecast	% Expended of YTD Forecast	Project Budget	% Expended of Project Budget	Budget Remaining
1000 - Instructional Salaries	\$462,987	\$592,304	78.17%	\$2,369,215	19.54%	\$1,906,228
2000 - Non-Instructional Salaries	\$180,516	\$172,171	104.85%	\$688,684	26.21%	\$508,168
3000 - Employee Benefits	\$229,121	\$344,489	66.51%	\$1,377,954	16.63%	\$1,148,833
4000 - Supplies and Materials	\$24,332	\$439,667	5.53%	\$1,758,667	1.38%	\$1,734,335
5000 - Other Operating Expenses and Services	\$20,269	\$90,178	22.48%	\$360,713	5.62%	\$340,444
6000 - Capital Outlay	\$0	\$299	0%	\$1,197	0%	\$1,197
7000 - Other Outgo	\$39,472	\$72,784	54.23%	\$291,135	13.56%	\$251,663
Indirect Costs	\$6,389	\$9,122	70.04%	\$36,488	17.51%	\$30,099
Totals	\$963,086	\$1,721,013	55.96%	\$6,884,053	 13.99%	\$5,920,967

Additional Comments

Expenditures align with SAEC Three Year Plan and 20/21 Annual plan.



California
Community
Colleges

NOVA
PLAN. INVEST. TRACK.

2022 © California Community Colleges

NOVA Site Version: [4.46.5](#)