

58 Shasta-Tehama-Trinity Adult Education Consortium

Anderson Union High
2023-24 Q2

Submitted by Donell Evans

Approved by Molly Stimpel

Object Code	Year to Date (YTD) Expenditure	YTD Forecast	% Expended of YTD Forecast	Project Budget	% Expended of Project Budget	Budget Remaining
1000 - Instructional Salaries	\$25,593	\$25,875	98.91%	\$57,500	44.51%	\$31,907
2000 - Non-Instructional Salaries	\$32,209	\$29,438	109.41%	\$65,418	49.24%	\$33,209
3000 - Employee Benefits	\$23,174	\$21,940	105.63%	\$48,755	47.53%	\$25,581
4000 - Supplies and Materials	\$1,816	\$3,015	60.23%	\$6,700	27.1%	\$4,884
5000 - Other Operating Expenses and Services	\$5,637	\$7,643	73.75%	\$16,985	33.19%	\$11,348
6000 - Capital Outlay	\$0	\$0	100%	\$0	100%	\$0
7000 - Other Outgo	\$0	\$0	100%	\$0	100%	\$0
Indirect Costs	\$4,421	\$4,396	100.58%	\$9,768	45.26%	\$5,347
Totals	\$92,850	\$92,307	100.59%	\$205,126	45.26%	\$112,276

Member Carryover Compliance Status

Description: The Member Carryover Compliance Status table shows how the member's spending is tracking against the allocations for the displayed fiscal year(s) based on expenditures entered as of the time of viewing.

Expenditures: A negative value indicates that current fiscal year spending has not begun, as there are still unused funds from previous fiscal years.

Carryover Amount & Carryover %: If current fiscal year spending has not yet begun (a negative Expenditures amount), Carryover Amount will remain equal to Allocation and Carryover % will remain 100%.

Fiscal Year	Allocation	Expenditures	Carryover Amount	Carryover %	Carryover Threshold %	Locked
2023-24	\$189,757	\$77,481	\$112,276	59.17%	60%	-

Additional Comments

Salary and benefit expenses, operational costs and indirect costs for delivery of our Anderson Adult Education programs for Quarter 2.

Allocation Year 2021-22 Closeout

I have reviewed the fiscal reports for my agency and confirmed that all funds for this allocation year have been spent.

2021-22 Reverted Funds:

\$0

Corning Union High 2023-24 Q2

Submitted by Diana Davisson

Approved by Molly Stimpel

Object Code	Year to Date (YTD) Expenditure	YTD Forecast	% Expended of YTD Forecast	Project Budget	% Expended of Project Budget	Budget Remaining
1000 - Instructional Salaries	\$12,061	\$11,700	103.09%	\$26,000	46.39%	\$13,939
2000 - Non-Instructional Salaries	\$26,203	\$16,020	163.56%	\$35,600	73.6%	\$9,397
3000 - Employee Benefits	\$8,674	\$8,595	100.92%	\$19,100	45.41%	\$10,426
4000 - Supplies and Materials	\$84	\$4,693	1.79%	\$10,428	0.81%	\$10,344
5000 - Other Operating Expenses and Services	\$0	\$0	100%	\$0	100%	\$0
6000 - Capital Outlay	\$0	\$0	100%	\$0	100%	\$0
7000 - Other Outgo	\$0	\$0	100%	\$0	100%	\$0
Indirect Costs	\$0	\$0	100%	\$0	100%	\$0
Totals	\$47,022	\$41,008	114.67%	\$91,128	51.6%	\$44,106

Member Carryover Compliance Status

Description: The Member Carryover Compliance Status table shows how the member's spending is tracking against the allocations for the displayed fiscal year(s) based on expenditures entered as of the time of viewing.

Expenditures: A negative value indicates that current fiscal year spending has not begun, as there are still unused funds from previous fiscal years.

Carryover Amount & Carryover %: If current fiscal year spending has not yet begun (a negative Expenditures amount), Carryover Amount will remain equal to Allocation and Carryover % will remain 100%.

Fiscal Year	Allocation	Expenditures	Carryover Amount	Carryover %	Carryover Threshold %	Locked
2023-24	\$84,128	\$40,022	\$44,106	52.43%	60%	-

Additional Comments

Not Entered

Allocation Year 2021-22 Closeout

I have reviewed the fiscal reports for my agency and confirmed that all funds for this allocation year have been spent.

2021-22 Reverted Funds:

\$0

Mountain Valley Unified 2023-24 Q2

Submitted by Deidre Bower

Approved by Molly Stimpel

Object Code	Year to Date (YTD) Expenditure	YTD Forecast	% Expended of YTD Forecast	Project Budget	% Expended of Project Budget	Budget Remaining
1000 - Instructional Salaries	\$870	\$1,691	51.46%	\$6,763	12.86%	\$5,893
2000 - Non-Instructional Salaries	\$0	\$283	0%	\$1,131	0%	\$1,131
3000 - Employee Benefits	\$204	\$480	42.5%	\$1,920	10.63%	\$1,716
4000 - Supplies and Materials	\$0	\$760	0%	\$3,041	0%	\$3,041
5000 - Other Operating Expenses and Services	\$0	\$228	0%	\$913	0%	\$913
6000 - Capital Outlay	\$0	\$0	100%	\$0	100%	\$0
7000 - Other Outgo	\$0	\$0	100%	\$0	100%	\$0
Indirect Costs	\$0	\$172	0%	\$687	0%	\$687
Totals	\$1,074	\$3,614	29.72%	\$14,455	7.43%	\$13,381


Member Carryover Compliance Status

Description: The Member Carryover Compliance Status table shows how the member's spending is tracking against the allocations for the displayed fiscal year(s) based on expenditures entered as of the time of viewing.

Expenditures: A negative value indicates that current fiscal year spending has not begun, as there are still unused funds from

previous fiscal years.

Carryover Amount & Carryover %: If current fiscal year spending has not yet begun (a negative Expenditures amount), Carryover Amount will remain equal to Allocation and Carryover % will remain 100%.

Fiscal Year	Allocation	Expenditures	Carryover Amount	Carryover %	Carryover Threshold %	Locked
2023-24	\$12,274	-\$1,107	\$12,274	 100%	60%	-

Corrective Action Plan *

Expenditures have begun this fiscal year. Most of the adult ed program happens in the last half of the year.

Additional Comments

Not Entered

Allocation Year 2021-22 Closeout

I have reviewed the fiscal reports for my agency and confirmed that all funds for this allocation year have been spent.


2021-22 Reverted Funds:

\$0

**Red Bluff Joint Union High
2023-24 Q2**

Submitted by DeAnn Himes

Approved by Molly Stimpel


Object Code	Year to Date (YTD) Expenditure	YTD Forecast	% Expended of YTD Forecast	Project Budget	% Expended of Project Budget	Budget Remaining
1000 - Instructional Salaries	\$16,504	\$37,500	44.01%	\$75,000	22.01%	\$58,496
2000 - Non-Instructional Salaries	\$10,348	\$10,000	103.48%	\$20,000	51.74%	\$9,652
3000 - Employee Benefits	\$7,832	\$15,000	52.21%	\$30,000	26.11%	\$22,168
4000 - Supplies and Materials	\$7,927	\$15,570	50.91%	\$31,139	25.46%	\$23,212
5000 - Other Operating Expenses and Services	\$889	\$5,000	17.78%	\$10,000	8.89%	\$9,111
6000 - Capital Outlay	\$0	\$0	100%	\$0	100%	\$0
7000 - Other Outgo	\$0	\$0	100%	\$0	100%	\$0
Indirect Costs	\$2,084	\$3,979	52.38%	\$7,957	26.19%	\$5,873
Totals	\$45,584	\$87,048	52.37%	\$174,096	 26.18%	\$128,512

Member Carryover Compliance Status

Description: The Member Carryover Compliance Status table shows how the member's spending is tracking against the allocations for the displayed fiscal year(s) based on expenditures entered as of the time of viewing.

Expenditures: A negative value indicates that current fiscal year spending has not begun, as there are still unused funds from previous fiscal years.

Carryover Amount & Carryover %: If current fiscal year spending has not yet begun (a negative Expenditures amount), Carryover Amount will remain equal to Allocation and Carryover % will remain 100%.

Fiscal Year	Allocation	Expenditures	Carryover Amount	Carryover %	Carryover Threshold %	Locked
2023-24	\$111,400	-\$17,112	\$111,400	 100%	60%	-

Corrective Action Plan *

Wood working/construction class will be ordering 4' x 8' sheets of material to be used in learning the CNC wood cutting machine. We will be ordering 2'x6' and 2'x8' lumber from Sierra Pacific Industries for projects for the adult education class. The cost of the materials will vary depending on market prices. We are incorporating laser wood burning and cutting into the adult education class. We will be purchasing a laser and filter enclosure that will be estimated at \$6,000. There is a need to purchase new hand tools both manual and battery operated. Our adult education welding class will be purchasing a new forge at an estimated \$16,000 to facilitate teaching industry needed skills. We are working on obtaining a qualified manufacturing instructor to start an adult education class. This class will focus on teaching the skills needed by local industry. We are currently working on starting an adult education class for teaching office skills such as Google Apps and Microsoft Office.

Additional Comments

Not Entered

Allocation Year 2021-22 Closeout

I have reviewed the fiscal reports for my agency and confirmed that all funds for this allocation year have been spent.

2021-22 Reverted Funds:

\$0

Shasta Union High 2023-24 Q2

Submitted by Leo Perez

Approved by Molly Stimpel

Object Code	Year to Date (YTD) Expenditure	YTD Forecast	% Expended of YTD Forecast	Project Budget	% Expended of Project Budget	Budget Remaining
1000 - Instructional Salaries	\$63,998	\$40,729	157.13%	\$81,457	78.57%	\$17,459
2000 - Non-Instructional Salaries	\$14,349	\$28,635	50.11%	\$57,269	25.06%	\$42,920
3000 - Employee Benefits	\$30,951	\$16,957	182.53%	\$33,913	91.27%	\$2,962
4000 - Supplies and Materials	\$7,826	\$13,653	57.32%	\$27,305	28.66%	\$19,479
5000 - Other Operating Expenses and Services	\$4,748	\$5,319	89.26%	\$10,638	44.63%	\$5,890
6000 - Capital Outlay	\$0	\$0	100%	\$0	100%	\$0
7000 - Other Outgo	\$0	\$0	100%	\$0	100%	\$0
Indirect Costs	\$0	\$5,265	0%	\$10,529	0%	\$10,529
Totals	\$121,872	\$110,556	110.24%	\$221,111	55.12%	\$99,239

Member Carryover Compliance Status

Description: The Member Carryover Compliance Status table shows how the member's spending is tracking against the allocations for the displayed fiscal year(s) based on expenditures entered as of the time of viewing.

Expenditures: A negative value indicates that current fiscal year spending has not begun, as there are still unused funds from previous fiscal years.

Carryover Amount & Carryover %: If current fiscal year spending has not yet begun (a negative Expenditures amount), Carryover Amount will remain equal to Allocation and Carryover % will remain 100%.

Fiscal Year	Allocation	Expenditures	Carryover Amount	Carryover %	Carryover Threshold %	Locked
2023-24	\$221,111	\$121,872	\$99,239	44.88%	60%	-

Additional Comments

Not Entered

Allocation Year 2021-22 Closeout

I have reviewed the fiscal reports for my agency and confirmed that all funds for this allocation year have been spent.

2021-22 Reverted Funds:

\$0

Shasta-Tehama-Trinity Joint CCD 2023-24 Q2

Submitted by Molly Stimpel

Approved by Molly Stimpel

Object Code	Year to Date (YTD) Expenditure	YTD Forecast	% Expended of YTD Forecast	Project Budget	% Expended of Project Budget	Budget Remaining
1000 - Instructional Salaries	\$37,286	\$37,812	98.61%	\$75,623	49.31%	\$38,337
2000 - Non-Instructional Salaries	\$127,944	\$135,857	94.18%	\$271,714	47.09%	\$143,770
3000 - Employee Benefits	\$56,332	\$59,567	94.57%	\$119,133	47.28%	\$62,801
4000 - Supplies and Materials	\$3,136	\$5,750	54.54%	\$11,500	27.27%	\$8,364
5000 - Other Operating Expenses and Services	\$13,317	\$23,371	56.98%	\$46,742	28.49%	\$33,425
6000 - Capital Outlay	\$1,075	\$2,000	53.75%	\$4,000	26.88%	\$2,925
7000 - Other Outgo	\$0	\$0	100%	\$0	100%	\$0
Indirect Costs	\$6,801	\$7,284	93.37%	\$14,568	46.68%	\$7,767
Totals	\$245,891	\$271,640	90.52%	\$543,280	45.26%	\$297,389

Member Carryover Compliance Status

Description: The Member Carryover Compliance Status table shows how the member's spending is tracking against the allocations for the displayed fiscal year(s) based on expenditures entered as of the time of viewing.

Expenditures: A negative value indicates that current fiscal year spending has not begun, as there are still unused funds from previous fiscal years.

Carryover Amount & Carryover %: If current fiscal year spending has not yet begun (a negative Expenditures amount), Carryover Amount will remain equal to Allocation and Carryover % will remain 100%.

Fiscal Year	Allocation	Expenditures	Carryover Amount	Carryover %	Carryover Threshold %	Locked
2023-24	\$515,576	\$218,187	\$297,389	57.68%	60%	-

Additional Comments

Not Entered

Allocation Year 2021-22 Closeout

I have reviewed the fiscal reports for my agency and confirmed that all funds for this allocation year have been spent.

2021-22 Reverted Funds:

\$0

Southern Trinity Joint Unified
2023-24 Q2

Submitted by Lyndsey Bray

Approved by Molly Stimpel

Object Code	Year to Date (YTD) Expenditure	YTD Forecast	% Expended of YTD Forecast	Project Budget	% Expended of Project Budget	Budget Remaining
1000 - Instructional Salaries	\$5,789	\$5,857	98.85%	\$13,620	42.5%	\$7,831
2000 - Non-Instructional Salaries	\$0	\$0	100%	\$0	100%	\$0
3000 - Employee Benefits	\$1,252	\$1,332	94.01%	\$3,097	40.43%	\$1,845
4000 - Supplies and Materials	\$2,693	\$1,869	144.07%	\$4,347	61.95%	\$1,654
5000 - Other Operating Expenses and Services	\$0	\$7,003	0%	\$16,285	0%	\$16,285
6000 - Capital Outlay	\$0	\$0	100%	\$0	100%	\$0
7000 - Other Outgo	\$0	\$0	100%	\$0	100%	\$0
Totals	\$9,734	\$16,863	57.72%	\$39,217	24.82%	\$29,483

Object Code	Year to Date (YTD) Expenditure	YTD Forecast	% Expended of YTD Forecast	Project Budget	% Expended of Project Budget	Budget Remaining
Indirect Costs	\$0	\$803	0%	\$1,868	0%	\$1,868
Totals	\$9,734	\$16,863	57.72%	\$39,217	! 24.82%	\$29,483

Member Carryover Compliance Status

Description: The Member Carryover Compliance Status table shows how the member's spending is tracking against the allocations for the displayed fiscal year(s) based on expenditures entered as of the time of viewing.

Expenditures: A negative value indicates that current fiscal year spending has not begun, as there are still unused funds from previous fiscal years.

Carryover Amount & Carryover %: If current fiscal year spending has not yet begun (a negative Expenditures amount), Carryover Amount will remain equal to Allocation and Carryover % will remain 100%.

Fiscal Year	Allocation	Expenditures	Carryover Amount	Carryover %	Carryover Threshold %	Locked
2023-24	\$24,217	-\$5,266	\$24,217	! 100%	60%	-

Corrective Action Plan *

Carryover from prior year will be spent once the District is billed for the EMT course. Shasta College will be sending the invoice for the current EMT course before Q3 reporting.

Additional Comments

Shasta College will invoice for the EMT class to resolve any carryover fund issues. The EMT course is currently underway.

Allocation Year 2021-22 Closeout

I have reviewed the fiscal reports for my agency and confirmed that all funds for this allocation year have been spent.

2021-22 Reverted Funds:
\$0

**Tehama Co. Department of Education
2023-24 Q2**

Submitted by Laurie Larcade
Approved by Molly Stimpel

Object Code	Year to Date (YTD) Expenditure	YTD Forecast	% Expended of YTD Forecast	Project Budget	% Expended of Project Budget	Budget Remaining
1000 - Instructional Salaries	\$3,818	\$5,000	76.36%	\$10,000	38.18%	\$6,182
2000 - Non-Instructional Salaries	\$942	\$4,183	22.52%	\$8,366	11.26%	\$7,424
3000 - Employee Benefits	\$1,431	\$1,250	114.48%	\$2,500	57.24%	\$1,069
4000 - Supplies and Materials	\$0	\$3,150	0%	\$6,300	0%	\$6,300
5000 - Other Operating Expenses and Services	\$4,428	\$5,550	79.78%	\$11,100	39.89%	\$6,672
6000 - Capital Outlay	\$0	\$0	100%	\$0	100%	\$0
7000 - Other Outgo	\$0	\$0	100%	\$0	100%	\$0
Indirect Costs	\$0	\$930	0%	\$1,860	0%	\$1,860
Totals	\$10,619	\$20,063	52.93%	\$40,126	! 26.46%	\$29,507

Member Carryover Compliance Status

Description: The Member Carryover Compliance Status table shows how the member's spending is tracking against the allocations for the displayed fiscal year(s) based on expenditures entered as of the time of viewing.

Expenditures: A negative value indicates that current fiscal year spending has not begun, as there are still unused funds from previous fiscal years.

Carryover Amount & Carryover %: If current fiscal year spending has not yet begun (a negative Expenditures amount), Carryover Amount will remain equal to Allocation and Carryover % will remain 100%.

Fiscal Year	Allocation	Expenditures	Carryover Amount	Carryover %	Carryover Threshold %	Locked
2023-24	\$40,126	\$10,619	\$29,507	! 73.54%	60%	-

Corrective Action Plan *

Currently we have \$10,320 incumbered salaries and benefits and \$3,600 encumbered facilities rental cost. We also will be invoice for custodial cost at the end of the year for \$\$4,055. There will be purchases for replacement computers which will be around \$4,000. We will be offering additional tutoring sessions which will use additional funds.

Additional Comments

Not Entered

Allocation Year 2021-22 Closeout

I have reviewed the fiscal reports for my agency and confirmed that all funds for this allocation year have been spent.


2021-22 Reverted Funds:

\$0

Trinity Alps Unified 2023-24 Q2

Submitted by Sandy Coatney Trinity High School

Approved by Molly Stimpel


Object Code	Year to Date (YTD) Expenditure	YTD Forecast	% Expended of YTD Forecast	Project Budget	% Expended of Project Budget	Budget Remaining
1000 - Instructional Salaries	\$19,694	\$14,000	140.67%	\$35,000	56.27%	\$15,306
2000 - Non-Instructional Salaries	\$0	\$4,000	0%	\$10,000	0%	\$10,000
3000 - Employee Benefits	\$5,736	\$0	100%	\$0	100%	 -\$5,736
4000 - Supplies and Materials	\$74	\$16,000	0.46%	\$40,000	0.19%	\$39,926
5000 - Other Operating Expenses and Services	\$6,000	\$6,416	93.52%	\$16,040	37.41%	\$10,040
6000 - Capital Outlay	\$0	\$0	100%	\$0	100%	\$0
7000 - Other Outgo	\$0	\$0	100%	\$0	100%	\$0
Indirect Costs	\$500	\$1,622	30.82%	\$4,056	12.33%	\$3,556
Totals	\$32,004	\$42,038	76.13%	\$105,096	30.45%	\$73,092

Member Carryover Compliance Status

Description: The Member Carryover Compliance Status table shows how the member's spending is tracking against the allocations for the displayed fiscal year(s) based on expenditures entered as of the time of viewing.

Expenditures: A negative value indicates that current fiscal year spending has not begun, as there are still unused funds from previous fiscal years.

Carryover Amount & Carryover %: If current fiscal year spending has not yet begun (a negative Expenditures amount), Carryover Amount will remain equal to Allocation and Carryover % will remain 100%.

Fiscal Year	Allocation	Expenditures	Carryover Amount	Carryover %	Carryover Threshold %	Locked
2023-24	\$72,697	-\$395	\$72,697	 100%	60%	-

Corrective Action Plan *

We haven't yet paid for the online software, which is a significant part of the budget. Our Welding class also has not started yet, that will be the majority of the supplies and materials and non-instructional salaries.

Additional Comments

Not Entered

Allocation Year 2021-22 Closeout

I have reviewed the fiscal reports for my agency and confirmed that all funds for this allocation year have been spent.

2021-22 Reverted Funds:

\$0

**Trinity Co. Office of Education
2023-24 Q2**

Submitted by Cindy Blanchard

Approved by Molly Stimpel

Object Code	Year to Date (YTD) Expenditure	YTD Forecast	% Expended of YTD Forecast	Project Budget	% Expended of Project Budget	Budget Remaining
1000 - Instructional Salaries	\$26,353	\$18,594	141.73%	\$37,188	70.86%	\$10,835
2000 - Non-Instructional Salaries	\$15,157	\$9,360	161.94%	\$18,719	80.97%	\$3,562
3000 - Employee Benefits	\$8,470	\$11,509	73.6%	\$23,017	36.8%	\$14,547
4000 - Supplies and Materials	\$12,347	\$16,468	74.98%	\$32,935	37.49%	\$20,588
5000 - Other Operating Expenses and Services	\$6,343	\$3,725	170.3%	\$7,449	85.15%	\$1,106
6000 - Capital Outlay	\$0	\$0	100%	\$0	100%	\$0
7000 - Other Outgo	\$540	\$2,899	18.63%	\$5,797	9.32%	\$5,257
Indirect Costs	\$0	\$0	100%	\$0	100%	\$0
Totals	\$69,210	\$62,553	110.64%	\$125,105	55.32%	\$55,895

Member Carryover Compliance Status

Description: The Member Carryover Compliance Status table shows how the member's spending is tracking against the allocations for the displayed fiscal year(s) based on expenditures entered as of the time of viewing.

Expenditures: A negative value indicates that current fiscal year spending has not begun, as there are still unused funds from previous fiscal years.

Carryover Amount & Carryover %: If current fiscal year spending has not yet begun (a negative Expenditures amount), Carryover Amount will remain equal to Allocation and Carryover % will remain 100%.

Fiscal Year	Allocation	Expenditures	Carryover Amount	Carryover %	Carryover Threshold %	Locked
2023-24	\$99,604	\$43,709	\$55,895	56.12%	60%	-

Additional Comments

We have no additional comments at this time, the funds are mostly used by CHYBA.

Allocation Year 2021-22 Closeout

I have reviewed the fiscal reports for my agency and confirmed that all funds for this allocation year have been spent.

2021-22 Reverted Funds:

\$0



California
Community
Colleges



2024 © California Community Colleges

NOVA Site Version: 6.6.1