

59 Sierra Joint Consortium

Consortium Summary | Total Expenditures: \$1,398,329 Total Allocation: \$4,118,676 Total Carryover: \$2,720,347
(66.05%) Carryover Compliance

Nevada Joint Union High 2023-24 Q2

Submitted by Noah Levinson

Approved by Steven Casperite

Object Code	Year to Date (YTD) Expenditure	YTD Forecast	% Expended of YTD Forecast	Project Budget	% Expended of Project Budget	Budget Remaining
1000 - Instructional Salaries	\$65,913	\$98,431	66.96%	\$281,230	23.44%	\$215,317
2000 - Non-Instructional Salaries	\$22,804	\$21,530	105.92%	\$61,513	37.07%	\$38,709
3000 - Employee Benefits	\$28,356	\$36,750	77.16%	\$105,000	27.01%	\$76,644
4000 - Supplies and Materials	\$3,441	\$9,423	36.52%	\$26,924	12.78%	\$23,483
5000 - Other Operating Expenses and Services	\$12,614	\$19,568	64.46%	\$55,908	22.56%	\$43,294
6000 - Capital Outlay	\$0	\$0	100%	\$0	100%	\$0
7000 - Other Outgo	\$2,750	\$0	100%	\$0	100%	-\$2,750
Indirect Costs	\$0	\$9,285	0%	\$26,528	0%	\$26,528
Totals	\$135,878	\$194,986	69.69%	\$557,103	24.39%	\$421,225

Member Carryover Compliance Status

Description: The Member Carryover Compliance Status table shows how the member's spending is tracking against the allocations for the displayed fiscal year(s) based on expenditures entered as of the time of viewing.

Expenditures: A negative value indicates that current fiscal year spending has not begun, as there are still unused funds from previous fiscal years.

Carryover Amount & Carryover %: If current fiscal year spending has not yet begun (a negative Expenditures amount), Carryover Amount will remain equal to Allocation and Carryover % will remain 100%.

Fiscal Year	Allocation	Expenditures	Carryover Amount	Carryover %	Carryover Threshold %	Locked
2023-24	\$450,788	\$29,563	\$421,225	93.44%	60%	-

Corrective Action Plan *

We are currently going through a major reorganization, which will be discussed at our next consortium meeting.

Additional Comments

Not Entered

Allocation Year 2021-22 Closeout

I have reviewed the fiscal reports for my agency and confirmed that all funds for this allocation year have been spent.

2021-22 Reverted Funds:

\$0

**Placer Union High
2023-24 Q2**

Submitted by Steven Casperite

Approved by Steven Casperite


Object Code	Year to Date (YTD) Expenditure	YTD Forecast	% Expended of YTD Forecast	Project Budget	% Expended of Project Budget	Budget Remaining
1000 - Instructional Salaries	\$302,105	\$476,810	63.36%	\$953,619	31.68%	\$651,514
2000 - Non-Instructional Salaries	\$249,568	\$247,422	100.87%	\$494,844	50.43%	\$245,276
3000 - Employee Benefits	\$203,080	\$247,766	81.96%	\$495,532	40.98%	\$292,452
4000 - Supplies and Materials	\$82,529	\$51,373	160.65%	\$102,746	80.32%	\$20,217
5000 - Other Operating Expenses and Services	\$150,894	\$97,820	154.26%	\$195,640	77.13%	\$44,746
6000 - Capital Outlay	\$0	\$8,468	0%	\$16,936	0%	\$16,936
7000 - Other Outgo	\$0	\$0	100%	\$0	100%	\$0
Indirect Costs	\$0	\$51,284	0%	\$102,567	0%	\$102,567
Totals	\$988,176	\$1,180,942	83.68%	\$2,361,884	41.84%	\$1,373,708

Member Carryover Compliance Status

Description: The Member Carryover Compliance Status table shows how the member's spending is tracking against the allocations for the displayed fiscal year(s) based on expenditures entered as of the time of viewing.

Expenditures: A negative value indicates that current fiscal year spending has not begun, as there are still unused funds from previous fiscal years.

Carryover Amount & Carryover %: If current fiscal year spending has not yet begun (a negative Expenditures amount), Carryover Amount will remain equal to Allocation and Carryover % will remain 100%.

Fiscal Year	Allocation	Expenditures	Carryover Amount	Carryover %	Carryover Threshold %	Locked
2023-24	\$2,155,303	\$781,595	\$1,373,708	 63.74%	60%	-

Corrective Action Plan *

PSA is on track to spend our complete fiscal budget, including carryover with a 10% carryover going into the 2024/2025 school year. The expenditures in the next three quarters, with a much busier spring schedule, will reflect this fact.

Additional Comments

Not Entered

Allocation Year 2021-22 Closeout

I have reviewed the fiscal reports for my agency and confirmed that all funds for this allocation year have been spent.

2021-22 Reverted Funds:

\$0

**Roseville Joint Union High
2023-24 Q2**

Submitted by Lisa Voss

Approved by Steven Casperite

Object Code	Year to Date (YTD) Expenditure	YTD Forecast	% Expended of YTD Forecast	Project Budget	% Expended of Project Budget	Budget Remaining
1000 - Instructional Salaries	\$353,211	\$378,654	93.28%	\$757,307	46.64%	\$404,096
2000 - Non-Instructional Salaries	\$68,743	\$68,118	100.92%	\$136,236	50.46%	\$67,493
3000 - Employee Benefits	\$145,191	\$159,227	91.19%	\$318,453	45.59%	\$173,262
4000 - Supplies and Materials	\$14,323	\$8,057	177.77%	\$16,114	88.89%	\$1,791
5000 - Other Operating Expenses and Services	\$9,000	\$4,500	200%	\$9,000	100%	\$0
6000 - Capital Outlay	\$0	\$0	100%	\$0	100%	\$0
7000 - Other Outgo	\$0	\$0	100%	\$0	100%	\$0
Indirect Costs	\$0	\$30,604	0%	\$61,208	0%	\$61,208
Totals	\$590,468	\$649,159	90.96%	\$1,298,318	45.48%	\$707,850

Member Carryover Compliance Status

Description: The Member Carryover Compliance Status table shows how the member's spending is tracking against the allocations for the displayed fiscal year(s) based on expenditures entered as of the time of viewing.

Expenditures: A negative value indicates that current fiscal year spending has not begun, as there are still unused funds from previous fiscal years.

Carryover Amount & Carryover %: If current fiscal year spending has not yet begun (a negative Expenditures amount), Carryover Amount will remain equal to Allocation and Carryover % will remain 100%.

Fiscal Year	Allocation	Expenditures	Carryover Amount	Carryover %	Carryover Threshold %	Locked
2023-24	\$1,288,576	\$580,726	\$707,850	54.93%	60%	-

Additional Comments

Not Entered

Allocation Year 2021-22 Closeout

I have reviewed the fiscal reports for my agency and confirmed that all funds for this allocation year have been spent.

2021-22 Reverted Funds:
\$0

Sierra Joint CCD 2023-24 Q2

Submitted by Jill Alcorn

Approved by Steven Casperite


Object Code	Year to Date (YTD) Expenditure	YTD Forecast	% Expended of YTD Forecast	Project Budget	% Expended of Project Budget	Budget Remaining
1000 - Instructional Salaries	\$4,552	\$5,462	83.34%	\$9,103	50.01%	\$4,551
2000 - Non-Instructional Salaries	\$821	\$1,009	81.35%	\$1,682	48.81%	\$861
3000 - Employee Benefits	\$2,017	\$2,484	81.2%	\$4,140	48.72%	\$2,123
4000 - Supplies and Materials	\$0	\$300	0%	\$500	0%	\$500
5000 - Other Operating Expenses and Services	\$3,919	\$13,758	28.49%	\$22,930	17.09%	\$19,011
6000 - Capital Outlay	\$10,000	\$6,000	166.67%	\$10,000	100%	\$0
7000 - Other Outgo	\$0	\$0	100%	\$0	100%	\$0
Indirect Costs	\$852	\$1,175	72.52%	\$1,958	43.51%	\$1,106
Totals	\$22,161	\$30,188	73.41%	\$50,313	44.05%	\$28,152

Member Carryover Compliance Status

Description: The Member Carryover Compliance Status table shows how the member's spending is tracking against the allocations for the displayed fiscal year(s) based on expenditures entered as of the time of viewing.

Expenditures: A negative value indicates that current fiscal year spending has not begun, as there are still unused funds from previous fiscal years.

Carryover Amount & Carryover %: If current fiscal year spending has not yet begun (a negative Expenditures amount), Carryover Amount will remain equal to Allocation and Carryover % will remain 100%.

Fiscal Year	Allocation	Expenditures	Carryover Amount	Carryover %	Carryover Threshold %	Locked
2023-24	\$34,597	\$6,445	\$28,152	 81.37%	60%	-

Corrective Action Plan *

Roseville Adult school invoice pending for \$15,000 for early Q3 which will come out of the total budget remaining leaving carryover below 60%. Additional salary and benefit expenses will continue to come out also.

Additional Comments

Not Entered

Allocation Year 2021-22 Closeout

I have reviewed the fiscal reports for my agency and confirmed that all funds for this allocation year have been spent.

2021-22 Reverted Funds:

\$0

Tahoe-Truckee Unified 2023-24 Q2

Submitted by Shaun Roderick

Approved by Steven Casperite


Object Code	Year to Date (YTD) Expenditure	YTD Forecast	% Expended of YTD Forecast	Project Budget	% Expended of Project Budget	Budget Remaining
1000 - Instructional Salaries	\$17,052	\$114,354	14.91%	\$163,363	10.44%	\$146,311
2000 - Non-Instructional Salaries	\$5,262	\$17,500	30.07%	\$25,000	21.05%	\$19,738
3000 - Employee Benefits	\$7,343	\$24,500	29.97%	\$35,000	20.98%	\$27,657
4000 - Supplies and Materials	\$0	\$4,469	0%	\$6,384	0%	\$6,384
5000 - Other Operating Expenses and Services	\$8,314	\$0	100%	\$0	100%	! -\$8,314
6000 - Capital Outlay	\$0	\$0	100%	\$0	100%	\$0
7000 - Other Outgo	\$0	\$0	100%	\$0	100%	\$0
Indirect Costs	\$1,874	\$7,000	26.77%	\$10,000	18.74%	\$8,126
Totals	\$39,845	\$167,823	23.74%	\$239,747	! 16.62%	\$199,902

Member Carryover Compliance Status

Description: The Member Carryover Compliance Status table shows how the member's spending is tracking against the allocations for the displayed fiscal year(s) based on expenditures entered as of the time of viewing.

Expenditures: A negative value indicates that current fiscal year spending has not begun, as there are still unused funds from previous fiscal years.

Carryover Amount & Carryover %: If current fiscal year spending has not yet begun (a negative Expenditures amount), Carryover Amount will remain equal to Allocation and Carryover % will remain 100%.

Fiscal Year	Allocation	Expenditures	Carryover Amount	Carryover %	Carryover Threshold %	Locked
2023-24	\$189,412	-\$10,490	\$189,412	 100%	60%	-

Corrective Action Plan *

TTUSD will be closing the program at the end of the year; our carryover will go back to the consortia.

Additional Comments

Not Entered

Allocation Year 2021-22 Closeout

I have reviewed the fiscal reports for my agency and confirmed that all funds for this allocation year have been spent.

2021-22 Reverted Funds:

\$0



California
Community
Colleges



2024 © California Community Colleges
NOVA Site Version: 6.6.1