

Caruthers Unified
2021-22 Q2

Submitted by Debra Haney

Approved by Sherri Watkins

Object Code	Year to Date (YTD) Expenditure	YTD Forecast	% Expended of YTD Forecast	Project Budget	% Expended of Project Budget	Budget Remaining
1000 - Instructional Salaries	\$43,557	\$27,191	160.19%	\$90,637	48.06%	\$47,080
2000 - Non-Instructional Salaries	\$4,030	\$2,660	151.52%	\$8,866	45.45%	\$4,836
3000 - Employee Benefits	\$19,297	\$12,270	157.27%	\$40,899	47.18%	\$21,602
4000 - Supplies and Materials	\$1,125	\$3,052	36.87%	\$10,172	11.06%	\$9,047
5000 - Other Operating Expenses and Services	\$9,468	\$3,000	315.6%	\$10,000	94.68%	\$532
6000 - Capital Outlay	\$0	\$19,898	0%	\$66,328	0%	\$66,328
7000 - Other Outgo	\$0	\$0	100%	\$0	100%	\$0
Indirect Costs	\$0	\$3,270	0%	\$10,900	0%	\$10,900
Totals	\$77,477	\$71,341	108.6%	\$237,802	32.58%	\$160,325

Additional Comments

The Adult Ed program funds were used to provide a full time teacher, a part time administrator and a part time secretarial position. The Rosetta Stone licensing was renewed for the students.

Allocation Year 2019-20 Closeout

I have reviewed the fiscal reports for my agency and confirmed that all funds for this allocation year have been spent.

2019-20 Reverted Funds:

\$0

Central Unified
2021-22 Q2

Submitted by Edward Robinson

Approved by Sherri Watkins

Object Code	Year to Date (YTD) Expenditure	YTD Forecast	% Expended of YTD Forecast	Project Budget	% Expended of Project Budget	Budget Remaining
1000 - Instructional Salaries	\$106,689	\$91,972	116%	\$367,887	29%	\$261,198
2000 - Non-Instructional Salaries	\$90,934	\$47,076	193.16%	\$188,304	48.29%	\$97,370
3000 - Employee Benefits	\$76,864	\$53,756	142.99%	\$215,025	35.75%	\$138,161
4000 - Supplies and Materials	\$19,163	\$48,171	39.78%	\$192,685	9.95%	\$173,522
5000 - Other Operating Expenses and Services	\$19,011	\$19,449	97.75%	\$77,797	24.44%	\$58,786
6000 - Capital Outlay	\$0	\$0	100%	\$0	100%	\$0
7000 - Other Outgo	\$0	\$0	100%	\$0	100%	\$0
Indirect Costs	\$15,633	\$12,826	121.88%	\$51,305	30.47%	\$35,672
Totals	\$328,294	\$273,251	120.14%	\$1,093,003	30.04%	\$764,709

Additional Comments

Central Adult School plans to spend its allocated CAEP funds guided by the Annual Plan and aligned to the 3 Year Consortium Plan. Central Adult School's primary goals are to meet the educational, training, and career path needs of our students and community members by way of continually expanding and improving our course and program offerings, including English as a Second Language (ESL), Adult Basic Education (ABE), Career and Technical Education (CTE) High School Equivalency (GED), Adult High School Diploma, and Nursing Assistant Training Program (N.A.T.P.) As a result, Central Adult School will contribute to the growth and improvement in job placement and graduation rates for our students, which will help to fill various hiring gaps within our region. We are currently in the process of distributing a survey throughout our community via a variety of platforms and access points in order to gain valuable feedback regarding the type of courses and programs our community would like to have offered at Central Adult School, along with optimal days and times for our courses to be offered. The results of this survey will help to inform the creating of our Master Schedule for the 2022-2023 program year. Central Adult School is also in the process of creating a brochure/catalog containing all of the pertinent information about our agency to have available and to distribute throughout our community. Central Adult School has calendared and is planning to host a Career and Resource Fair in May as a method to attract and showcase the courses, programs, and services provided and offered at Central Adult School.

Allocation Year 2019-20 Closeout

I have reviewed the fiscal reports for my agency and confirmed that all funds for this allocation year have been spent.

2019-20 Reverted Funds:

\$0

Chawanakee Unified
2021-22 Q2

Submitted by Dr. Daniel Ching 8688689

Approved by Sherri Watkins

Object Code	Year to Date (YTD) Expenditure	YTD Forecast	% Expended of YTD Forecast	Project Budget	% Expended of Project Budget	Budget Remaining
1000 - Instructional Salaries	\$24,522	\$16,207	151.31%	\$54,022	45.39%	\$29,500
2000 - Non-Instructional Salaries	\$23,844	\$12,603	189.19%	\$42,010	56.76%	\$18,166
3000 - Employee Benefits	\$13,169	\$4,962	265.41%	\$16,539	79.62%	\$3,370
4000 - Supplies and Materials	\$0	\$1,394	0%	\$4,647	0%	\$4,647
5000 - Other Operating Expenses and Services	\$0	\$0	100%	\$0	100%	\$0
6000 - Capital Outlay	\$0	\$0	100%	\$0	100%	\$0
7000 - Other Outgo	\$0	\$0	100%	\$0	100%	\$0
Indirect Costs	\$0	\$509	0%	\$1,695	0%	\$1,695
Totals	\$61,535	\$35,674	172.49%	\$118,913	51.75%	\$57,378

Additional Comments

The funds were used on the administrative, clerical, and instructional staffing for the adult education program and the pre school program. These include salaries and benefits.

Allocation Year 2019-20 Closeout

I have reviewed the fiscal reports for my agency and confirmed that all funds for this allocation year have been spent.

2019-20 Reverted Funds:

\$0

Clovis Community College
2021-22 Q2

Submitted by Penny Cristan

Approved by Sherri Watkins

Object Code	Year to Date (YTD) Expenditure	YTD Forecast	% Expended of YTD Forecast	Project Budget	% Expended of Project Budget	Budget Remaining
1000 - Instructional Salaries	\$11,315	\$60,440	18.72%	\$134,310	8.42%	\$122,995
2000 - Non-Instructional Salaries	\$2,144	\$8,683	24.69%	\$19,296	11.11%	\$17,152
3000 - Employee Benefits	\$3,055	\$16,406	18.62%	\$36,457	8.38%	\$33,402
4000 - Supplies and Materials	\$0	\$0	100%	\$0	100%	\$0
5000 - Other Operating Expenses and Services	\$0	\$4,342	0%	\$9,649	0%	\$9,649
6000 - Capital Outlay	\$0	\$0	100%	\$0	100%	\$0
7000 - Other Outgo	\$0	\$0	100%	\$0	100%	\$0
Indirect Costs	\$826	\$4,494	18.38%	\$9,986	8.27%	\$9,160
Totals	\$17,340	\$94,364	18.38%	\$209,698	8.27%	\$192,358



Corrective Action Plan *

Class offerings that are outlined in the plan were delayed due to the pandemic. Our usual outreach activities were cut back as well as the in-person activities. We are working on some new COVID recovery strategies to better align the support and follow-up with our AE students. We expect to have the funds expended by the end of the fiscal year.

Additional Comments

We are in the process of hiring a new Dean that used to oversee CAEP. Additional outreach support is being brought in to better support Chawanakee and Sierra. We are also working on creating and additional non-credit courses to better serve our AE communities. Additional marketing is being created and coordinated to ensure that our communities are aware of the class offering and support services.

Allocation Year 2019-20 Closeout

I have reviewed the fiscal reports for my agency and confirmed that all funds for this allocation year have been spent.

2019-20 Reverted Funds:

\$0

Clovis Unified

2021-22 Q2

Submitted by Ed Schmalzel

Approved by Sherri Watkins

Object Code	Year to Date (YTD) Expenditure	YTD Forecast	% Expended of YTD Forecast	Project Budget	% Expended of Project Budget	Budget Remaining
1000 - Instructional Salaries	\$494,639	\$627,500	78.83%	\$1,255,000	39.41%	\$760,361
2000 - Non-Instructional Salaries	\$168,510	\$87,500	192.58%	\$175,000	96.29%	\$6,490
3000 - Employee Benefits	\$275,852	\$275,689	100.06%	\$551,377	50.03%	\$275,525
4000 - Supplies and Materials	\$98,659	\$158,606	62.2%	\$317,212	31.1%	\$218,553
5000 - Other Operating Expenses and Services	\$28,990	\$93,161	31.12%	\$186,322	15.56%	\$157,332
6000 - Capital Outlay	\$0	\$0	100%	\$0	100%	\$0
7000 - Other Outgo	\$0	\$0	100%	\$0	100%	\$0
Indirect Costs	\$0	\$59,390	0%	\$118,779	0%	\$118,779
Totals	\$1,066,650	\$1,301,845	81.93%	\$2,603,690	40.97%	\$1,537,040

Additional Comments

Clovis Adult Education(CAE) anticipates spending their allocated CAEP funds in their entirety guided by the Annual Plan and aligned to the 3-year Consortium Plan. The State's CAEP allocation funds the annual plan and the Consortium's goals of increasing education services and job training to meet the region's needs in Elementary/Secondary Basic Skills, English as a Second Language, Adults with Disabilities, and Career and Technical Education. CAE's primary activities and goals are to increase Academic/ESL benchmarks and level promotion, increase the high school diploma and GED graduate numbers, improve graduation and job placement rate in CTE, market and promote CAE programs, and develop and promote pathways to Community College and CAE's CTE programs from ESL, HSD, and CUSD K-12. These identified strategies will fill the regional delivery gaps, support students' transition, and accelerate transitions for learners across the State Center AE Consortium Clovis service region.

Allocation Year 2019-20 Closeout

I have reviewed the fiscal reports for my agency and confirmed that all funds for this allocation year have been spent.


2019-20 Reverted Funds:

\$0

Dinuba Unified 2021-22 Q2

Submitted by Jonathan Torres

Approved by Sherri Watkins

Object Code	Year to Date (YTD) Expenditure	YTD Forecast	% Expended of YTD Forecast	Project Budget	% Expended of Project Budget	Budget Remaining
1000 - Instructional Salaries	\$13,004	\$46,911	27.72%	\$187,645	6.93%	\$174,641
2000 - Non-Instructional Salaries	\$7,270	\$7,897	92.07%	\$31,586	23.02%	\$24,316
3000 - Employee Benefits	\$10,185	\$16,547	61.55%	\$66,187	15.39%	\$56,002
4000 - Supplies and Materials	\$0	\$0	100%	\$0	100%	\$0
5000 - Other Operating Expenses and Services	\$17,944	\$9,342	192.08%	\$37,367	48.02%	\$19,423
6000 - Capital Outlay	\$0	\$0	100%	\$0	100%	\$0
7000 - Other Outgo	\$0	\$0	100%	\$0	100%	\$0
Indirect Costs	\$2,420	\$4,031	60.03%	\$16,125	15.01%	\$13,705
Totals	\$50,823	\$84,728	59.98%	\$338,910	 15%	\$288,087

Corrective Action Plan *

Expenditures fall below target in Q2 and the Adult Education administration will work with specific personnel to explore the possibility of expanding the Dinuba Adult School Program to fill these gaps and meet targets in future quarters

Additional Comments

Adult Education teachers, and classified administrative assistant and custodian partially funded along with statutory benefits, and health and welfare. Consortium services, and indirect costs for year. Dinuba Adult School is developing a plan to enhance its' program offerings and anticipates spending their allocated funds. Fiscal spending will be guided by site's Annual Plan and aligned to the 3-year Consortium Plan.

Allocation Year 2019-20 Closeout

I have reviewed the fiscal reports for my agency and confirmed that all funds for this allocation year have been spent.


2019-20 Reverted Funds:

\$0

Fresno City College 2021-22 Q2

Submitted by Donna Cooper

Approved by Sherri Watkins

Object Code	Year to Date (YTD) Expenditure	YTD Forecast	% Expended of YTD Forecast	Project Budget	% Expended of Project Budget	Budget Remaining
1000 - Instructional Salaries	\$44,638	\$131,768	33.88%	\$329,420	13.55%	\$284,782
2000 - Non-Instructional Salaries	\$0	\$0	100%	\$0	100%	\$0
3000 - Employee Benefits	\$10,898	\$35,308	30.87%	\$88,270	12.35%	\$77,372
4000 - Supplies and Materials	\$1,823	\$5,315	34.3%	\$13,288	13.72%	\$11,465
5000 - Other Operating Expenses and Services	\$1,545	\$7,349	21.02%	\$18,372	8.41%	\$16,827
6000 - Capital Outlay	\$0	\$0	100%	\$0	100%	\$0
7000 - Other Outgo	\$0	\$0	100%	\$0	100%	\$0
Indirect Costs	\$2,945	\$8,987	32.77%	\$22,467	13.11%	\$19,522
Totals	\$61,849	\$188,727	32.77%	\$471,817	13.11% 	\$409,968

Corrective Action Plan *

FCC experienced a delay in hiring the Adult Education Faculty Coordinator position for a variety of reasons. That person will start in March 2022, we originally thought they would be hired by July 2021. We have added some ESL instructor release time to assist with new community based ESL instruction

Additional Comments

Funds were used for the following: Salaries and benefits for an ESL Counselor and HiSet Instructor; Aztec Software for HiSet classes; books and materials for noncredit Business Technology classes.

Allocation Year 2019-20 Closeout

I have reviewed the fiscal reports for my agency and confirmed that all funds for this allocation year have been spent.

2019-20 Reverted Funds:

\$0

**Fresno Co. Office of Education
2021-22 Q2**

Submitted by Janet Sloan

Approved by Sherri Watkins

Object Code	Year to Date (YTD) Expenditure	YTD Forecast	% Expended of YTD Forecast	Project Budget	% Expended of Project Budget	Budget Remaining
1000 - Instructional Salaries	\$1,854	\$12,773	14.52%	\$75,135	2.47%	\$73,281
2000 - Non-Instructional Salaries	\$0	\$0	100%	\$0	100%	\$0
3000 - Employee Benefits	\$658	\$2,996	21.96%	\$17,624	3.73%	\$16,966
4000 - Supplies and Materials	\$0	\$2,040	0%	\$12,000	0%	\$12,000
5000 - Other Operating Expenses and Services	\$3,000	\$21,398	14.02%	\$125,868	2.38%	\$122,868
6000 - Capital Outlay	\$0	\$0	100%	\$0	100%	\$0
7000 - Other Outgo	\$0	\$0	100%	\$0	100%	\$0
Indirect Costs	\$0	\$1,960	0%	\$11,531	0%	\$11,531
Totals	\$5,512	\$41,167	13.39%	\$242,158	! 2.28%	\$236,646

Corrective Action Plan *

Majority of the grant amount will be utilized in the next 2 quarters. CTE/ROP will continue to contract with districts in offering adult courses over the next two quarters along with two fire districts.

Additional Comments

Funds were used for instructional salaries and employee benefits, supplies and materials, other operating expenses, and indirect costs. CTE/ROP is utilizing the 5000 category for contracting with districts and other entities to offer adult courses.

Allocation Year 2019-20 Closeout

I have reviewed the fiscal reports for my agency and confirmed that all funds for this allocation year have been spent.

2019-20 Reverted Funds:

\$0

Fresno Unified
2021-22 Q2

Submitted by Gary Schlueter
Approved by Sherri Watkins

Object Code	Year to Date (YTD) Expenditure	YTD Forecast	% Expended of YTD Forecast	Project Budget	% Expended of Project Budget	Budget Remaining
1000 - Instructional Salaries	\$966,584	\$481,905	200.58%	\$1,927,618	50.14%	\$961,034
2000 - Non-Instructional Salaries	\$506,499	\$294,777	171.82%	\$1,179,107	42.96%	\$672,608
3000 - Employee Benefits	\$628,009	\$389,475	161.25%	\$1,557,898	40.31%	\$929,889
4000 - Supplies and Materials	\$50,619	\$314,127	16.11%	\$1,256,508	4.03%	\$1,205,889
5000 - Other Operating Expenses and Services	\$155,937	\$127,083	122.71%	\$508,331	30.68%	\$352,394
6000 - Capital Outlay	\$0	\$0	100%	\$0	100%	\$0
7000 - Other Outgo	\$0	\$0	100%	\$0	100%	\$0
Indirect Costs	\$0	\$68,130	0%	\$272,519	0%	\$272,519
Totals	\$2,307,648	\$1,675,495	137.73%	\$6,701,981	34.43%	\$4,394,333

Additional Comments

Funding has been utilized in support of Fresno Adult School's educational programs including High School Diploma and High School Equivalency courses, English as a Second Language and Citizenship courses, Short-term Career Training, to include certificated and classified personnel, materials and supplies, and operating expenses. Continued development and support of distance learning through technology training and allowing access to site technology for those without access at home.

Object 4000 - Pending materials and supply orders are in process. Approximately 67% of Object 4000 is encumbered through purchase orders as of this report date and is expected to be spent out. FAS will continue to build and support our educational programs as students are returning to campus and their educational plans.

Allocation Year 2019-20 Closeout

I have reviewed the fiscal reports for my agency and confirmed that all funds for this allocation year have been spent.

2019-20 Reverted Funds:

\$0

**Golden Valley Unified
2021-22 Q2**

Submitted by Leslie Goston

Approved by Sherri Watkins

Object Code	Year to Date (YTD) Expenditure	YTD Forecast	% Expended of YTD Forecast	Project Budget	% Expended of Project Budget	Budget Remaining
1000 - Instructional Salaries	\$4,253	\$9,260	45.93%	\$30,865	13.78%	\$26,612
2000 - Non-Instructional Salaries	\$3,151	\$2,292	137.5%	\$7,639	41.25%	\$4,488
3000 - Employee Benefits	\$2,531	\$3,002	84.3%	\$10,008	25.29%	\$7,477
4000 - Supplies and Materials	\$4,175	\$6,427	64.96%	\$21,424	19.49%	\$17,249
5000 - Other Operating Expenses and Services	\$450	\$17,842	2.52%	\$59,473	0.76%	\$59,023
6000 - Capital Outlay	\$0	\$0	100%	\$0	100%	\$0
7000 - Other Outgo	\$0	\$0	100%	\$0	100%	\$0
Indirect Costs	\$0	\$1,941	0%	\$6,470	0%	\$6,470
Totals	\$14,560	\$40,764	35.72%	\$135,879	10.72%	\$121,319

Corrective Action Plan *

Due to health and safety measures we have not been able to offer in-person CPR/First aid classes. We are hopeful that we will be able to offer these classes in the Spring. We are also working on a new logo for the Adult School and purchasing banners to assist with advertising and marketing.

Additional Comments

We are currently offering the high school diploma program and ESL classes.

Allocation Year 2019-20 Closeout

I have reviewed the fiscal reports for my agency and confirmed that all funds for this allocation year have been spent.

2019-20 Reverted Funds:

\$0

Submitted by Rich Ishimaru

Approved by Sherri Watkins

**Kings Canyon Joint Unified
2021-22 Q2**

Object Code	Year to Date (YTD) Expenditure	YTD Forecast	% Expended of YTD Forecast	Project Budget	% Expended of Project Budget	Budget Remaining
1000 - Instructional Salaries	\$83,439	\$76,928	108.46%	\$256,427	32.54%	\$172,988
2000 - Non-Instructional Salaries	\$85,512	\$54,580	156.67%	\$181,933	47%	\$96,421
3000 - Employee Benefits	\$64,702	\$51,087	126.65%	\$170,291	37.99%	\$105,589
4000 - Supplies and Materials	\$25,460	\$57,021	44.65%	\$190,070	13.4%	\$164,610
5000 - Other Operating Expenses and Services	\$82,925	\$187,682	44.18%	\$625,605	13.26%	\$542,680
6000 - Capital Outlay	\$0	\$1,547	0%	\$5,157	0%	\$5,157
7000 - Other Outgo	\$0	\$10,373	0%	\$34,578	0%	\$34,578
Indirect Costs	\$0	\$0	100%	\$0	100%	\$0
Totals	\$342,038	\$439,218	77.87%	\$1,464,061	23.36%	\$1,122,023

Corrective Action Plan *

5000's subagreement for services will be depleted by the end of the school year. The amount currently used is predicated on withdrawal scheduled by Valley Regional Occupation Program. This is the only program related to funds in, "subagreement for services" 4000's we will continue to purchase necessary supplies for our program throughout the school year. A big purchase is planned for a marquee for adult school which will use a large portion of the 4000's funds.

Additional Comments

The expenditures on this fiscal report reflex the cost of personnel, classes, services, and supplies used to operate our adult school. CAEP funding is used for the following programs: English as a Second Language, Adult Basic Education Skills, High School Diploma, and Career Technical Education.

Allocation Year 2019-20 Closeout

I have reviewed the fiscal reports for my agency and confirmed that all funds for this allocation year have been spent.

2019-20 Reverted Funds:

\$0

Madera Community College 2021-22 Q2

Submitted by Shelly Conner

Approved by Sherri Watkins

Object Code	Year to Date (YTD) Expenditure	YTD Forecast	% Expended of YTD Forecast	Project Budget	% Expended of Project Budget	Budget Remaining
1000 - Instructional Salaries	\$16,818	\$10,051	167.32%	\$40,205	41.83%	\$23,387
2000 - Non-Instructional Salaries	\$0	\$0	100%	\$0	100%	\$0
3000 - Employee Benefits	\$4,289	\$2,478	173.08%	\$9,912	43.27%	\$5,623
4000 - Supplies and Materials	\$277	\$1,033	26.82%	\$4,131	6.71%	\$3,854
5000 - Other Operating Expenses and Services	\$3,815	\$3,852	99.05%	\$15,406	24.76%	\$11,591
6000 - Capital Outlay	\$0	\$1,681	0%	\$6,725	0%	\$6,725
7000 - Other Outgo	\$0	\$0	100%	\$0	100%	\$0
Indirect Costs	\$1,260	\$955	131.97%	\$3,819	32.99%	\$2,559
Totals	\$26,459	\$20,050	131.97%	\$80,198	32.99%	\$53,739

Additional Comments

Madera Community College is continuing to work with our partners to create pathways in ESL and classes to prepare students for employment. We are expending our funds to support coordination between partner entities in the workforce system, as well as to create linkages to the college by supporting dual enrollment for adult education students. We expect that all funds will be expended by the end of the fiscal year.

Funds have been utilized to support the program coordination, counseling for adult students especially in transitioning to college, and for instructional supplies.

Allocation Year 2019-20 Closeout

I have reviewed the fiscal reports for my agency and confirmed that all funds for this allocation year have been spent.

2019-20 Reverted Funds:

\$0

Madera Unified 2021-22 Q2

Submitted by Shirley Gregory Mrs.

Approved by Sherri Watkins

Object Code	Year to Date (YTD) Expenditure	YTD Forecast	% Expended of YTD Forecast	Project Budget	% Expended of Project Budget	Budget Remaining
1000 - Instructional Salaries	\$106,687	\$90,675	117.66%	\$302,250	35.3%	\$195,563
2000 - Non-Instructional Salaries	\$103,292	\$66,534	155.25%	\$221,781	46.57%	\$118,489
3000 - Employee Benefits	\$92,711	\$67,612	137.12%	\$225,374	41.14%	\$132,663
4000 - Supplies and Materials	\$1,188	\$23,969	4.96%	\$79,896	1.49%	\$78,708
5000 - Other Operating Expenses and Services	\$135,031	\$75,936	177.82%	\$253,121	53.35%	\$118,090
6000 - Capital Outlay	\$0	\$0	100%	\$0	100%	\$0
7000 - Other Outgo	\$0	\$0	100%	\$0	100%	\$0
Indirect Costs	\$0	\$0	100%	\$0	100%	\$0
Totals	\$438,909	\$324,727	135.16%	\$1,082,422	40.55%	\$643,513

Additional Comments

Materials and supply expenses to operate High School Diploma, ESL, ABE, CTE Programs, and supporting student services for the community of Madera. We are focused on bringing students back to our adult education programs. CAEP funding is used

for the following programs: English as a Second Language, Adult Basic Education Skills, High School Diploma, and Career Technical Education.

Allocation Year 2019-20 Closeout

I have reviewed the fiscal reports for my agency and confirmed that all funds for this allocation year have been spent.

2019-20 Reverted Funds:

\$0

Reedley College 2021-22 Q2

Submitted by Theresa Ervin

Approved by Sherri Watkins

Object Code	Year to Date (YTD) Expenditure	YTD Forecast	% Expended of YTD Forecast	Project Budget	% Expended of Project Budget	Budget Remaining
1000 - Instructional Salaries	\$84,739	\$43,485	194.87%	\$144,951	58.46%	\$60,212
2000 - Non-Instructional Salaries	\$0	\$0	100%	\$0	100%	\$0
3000 - Employee Benefits	\$14,190	\$10,295	137.83%	\$34,317	41.35%	\$20,127
4000 - Supplies and Materials	\$0	\$0	100%	\$0	100%	\$0
5000 - Other Operating Expenses and Services	\$33	\$300	11%	\$1,000	3.3%	\$967
6000 - Capital Outlay	\$0	\$0	100%	\$0	100%	\$0
7000 - Other Outgo	\$8,957	\$4,553	196.72%	\$15,177	59.02%	\$6,220
Indirect Costs	\$5,396	\$2,932	184.06%	\$9,772	55.22%	\$4,376
Totals	\$113,315	\$61,565	184.06%	\$205,217	55.22%	\$91,902

Additional Comments

We are developing a process for a more seamless transition between the Adult Schools of the South Valley Region and our campus. We have hired two part-time transition Counselors, who will be working exclusively with the Adult Schools of our sub-region, to meet with the prospective students and supply them with as much information and help as possible. We are also working with our Adult Schools on bridging the gaps between the ESL classes they offer and the ESL classes that are offered on our campus.

Allocation Year 2019-20 Closeout

I have reviewed the fiscal reports for my agency and confirmed that all funds for this allocation year have been spent.

2019-20 Reverted Funds:

\$0

Sanger Unified 2021-22 Q2

Submitted by Lori Hawkyard 3528991

Approved by Sherri Watkins

Object Code	Year to Date (YTD) Expenditure	YTD Forecast	% Expended of YTD Forecast	Project Budget	% Expended of Project Budget	Budget Remaining
1000 - Instructional Salaries	\$161,671	\$120,000	134.73%	\$400,000	40.42%	\$238,329
2000 - Non-Instructional Salaries	\$27,594	\$24,000	114.98%	\$80,000	34.49%	\$52,406
3000 - Employee Benefits	\$85,216	\$58,680	145.22%	\$195,600	43.57%	\$110,384
4000 - Supplies and Materials	\$12,404	\$7,593	163.36%	\$25,310	49.01%	\$12,906
5000 - Other Operating Expenses and Services	\$20,505	\$21,876	93.73%	\$72,920	28.12%	\$52,415
6000 - Capital Outlay	\$0	\$2,741	0%	\$9,137	0%	\$9,137
7000 - Other Outgo	\$0	\$0	100%	\$0	100%	\$0
Indirect Costs	\$0	\$11,744	0%	\$39,148	0%	\$39,148
Totals	\$307,390	\$246,635	124.63%	\$822,115	37.39%	\$514,725

Additional Comments

Sanger Adult School completed the fall semester and is looking forward serving students in 2022 by continuing to offer, ESL, ABE, ASE, and transition services.

Allocation Year 2019-20 Closeout

I have reviewed the fiscal reports for my agency and confirmed that all funds for this allocation year have been spent.

2019-20 Reverted Funds:

\$0

Selma Unified

2021-22 Q2

Submitted by Jose Bedolla

Approved by Sherri Watkins

Object Code	Year to Date (YTD) Expenditure	YTD Forecast	% Expended of YTD Forecast	Project Budget	% Expended of Project Budget	Budget Remaining
1000 - Instructional Salaries	\$63,218	\$94,500	66.9%	\$315,000	20.07%	\$251,782
2000 - Non-Instructional Salaries	\$27,796	\$64,500	43.09%	\$215,000	12.93%	\$187,204
3000 - Employee Benefits	\$28,656	\$30,000	95.52%	\$100,000	28.66%	\$71,344
4000 - Supplies and Materials	\$6,766	\$54,000	12.53%	\$180,000	3.76%	\$173,234
5000 - Other Operating Expenses and Services	\$21,932	\$35,813	61.24%	\$119,375	18.37%	\$97,443
6000 - Capital Outlay	\$0	\$0	100%	\$0	100%	\$0
7000 - Other Outgo	\$0	\$0	100%	\$0	100%	\$0
Indirect Costs	\$0	\$0	100%	\$0	100%	\$0
Totals	\$148,368	\$278,813	53.21%	\$929,375	15.96% 	\$781,007

Corrective Action Plan *

Funding used for salaries, benefits and supplies for adult school HSD, ESL and CTE programs. Funding will be utilized this Spring Semester of 2022 to further expand adult school technology for students and staff.

Additional Comments

Funding will be utilized prior to the closure of the Spring Semester of 2022 for technology improvements for students and staff, specifically in the purchase of additional chrome books and hot spots. Funding will also be utilized for professional development specifically in the aspects of google classroom training.

Allocation Year 2019-20 Closeout

I have reviewed the fiscal reports for my agency and confirmed that all funds for this allocation year have been spent.

2019-20 Reverted Funds:

\$0

Sierra Unified 2021-22 Q2

Submitted by Janelle Bryson

Approved by Sherri Watkins

Object Code	Year to Date (YTD) Expenditure	YTD Forecast	% Expended of YTD Forecast	Project Budget	% Expended of Project Budget	Budget Remaining
1000 - Instructional Salaries	\$24,874	\$34,791	71.49%	\$115,971	21.45%	\$91,097
2000 - Non-Instructional Salaries	\$9,451	\$4,350	217.26%	\$14,500	65.18%	\$5,049
3000 - Employee Benefits	\$7,756	\$7,486	103.6%	\$24,954	31.08%	\$17,198
4000 - Supplies and Materials	\$17,410	\$16,800	103.63%	\$56,000	31.09%	\$38,590
5000 - Other Operating Expenses and Services	\$1,100	\$2,100	52.38%	\$7,000	15.71%	\$5,900
6000 - Capital Outlay	\$0	\$0	100%	\$0	100%	\$0
7000 - Other Outgo	\$0	\$0	100%	\$0	100%	\$0
Indirect Costs	\$1,077	\$1,185	90.86%	\$3,951	27.26%	\$2,874
Totals	\$61,668	\$66,713	92.44%	\$222,376	 27.73%	\$160,708

Corrective Action Plan *

The majority of expenditures happen in the third and fourth quarter of the year. Expenditures should catch up by the third quarter report, assuming we can find an instructor for the position we have been trying to hire all year.

Additional Comments

- Welding classes weekly
- Co-op Preschool
- Instructor at Big Sandy Rancheria

Allocation Year 2019-20 Closeout

I have reviewed the fiscal reports for my agency and confirmed that all funds for this allocation year have been spent.


2019-20 Reverted Funds:

\$0

**State Center CCD
2021-22 Q2**

Submitted by Rozanne Hernandez MFT

Approved by Sherri Watkins

Object Code	Year to Date (YTD) Expenditure	YTD Forecast	% Expended of YTD Forecast	Project Budget	% Expended of Project Budget	Budget Remaining
1000 - Instructional Salaries	\$89,902	\$26,971	333.33%	\$89,902	100%	\$0
2000 - Non-Instructional Salaries	\$4,288	\$1,286	333.33%	\$4,288	100%	\$0
3000 - Employee Benefits	\$28,700	\$8,610	333.33%	\$28,700	100%	\$0
4000 - Supplies and Materials	\$493	\$1,500	32.87%	\$5,000	9.86%	\$4,507
5000 - Other Operating Expenses and Services	\$159,280	\$500,228	31.84%	\$1,667,428	9.55%	\$1,508,148
6000 - Capital Outlay	\$1,910	\$3,225	59.22%	\$10,750	17.77%	\$8,840
7000 - Other Outgo	\$0	\$0	100%	\$0	100%	\$0
Indirect Costs	\$6,172	\$2,640	233.81%	\$8,799	70.14%	\$2,627
Totals	\$290,745	\$544,460	53.4%	\$1,814,867	16.02% 	\$1,524,122

Corrective Action Plan *

The 5000s are for contracted SCAEC office staff and invoices received from employing district will be posted when received. The SCCCD DO has expended all 19/20 funds.

Additional Comments

Funds are used to support all members with office support and transition services. A small portion is held by the SCCCD district office to work on special projects that will assist the consortium with the development of pathways and a data dashboard that will show transition data from adult schools to community colleges.

Allocation Year 2019-20 Closeout

I have reviewed the fiscal reports for my agency and confirmed that all funds for this allocation year have been spent.

2019-20 Reverted Funds:

\$0

Valley ROP

2021-22 Q2

Submitted by Fabrizio Lofaro

Approved by Sherri Watkins

Object Code	Year to Date (YTD) Expenditure	YTD Forecast	% Expended of YTD Forecast	Project Budget	% Expended of Project Budget	Budget Remaining
1000 - Instructional Salaries	\$9,800	\$10,427	93.99%	\$20,051	48.88%	\$10,251
2000 - Non-Instructional Salaries	\$20,055	\$24,194	82.89%	\$46,527	43.1%	\$26,472
3000 - Employee Benefits	\$11,167	\$14,962	74.64%	\$28,773	38.81%	\$17,606
4000 - Supplies and Materials	\$7,256	\$8,780	82.64%	\$16,885	42.97%	\$9,629
5000 - Other Operating Expenses and Services	\$1,631	\$2,303	70.83%	\$4,428	36.83%	\$2,797
6000 - Capital Outlay	\$0	\$0	100%	\$0	100%	\$0
7000 - Other Outgo	\$0	\$0	100%	\$0	100%	\$0
Indirect Costs	\$0	\$0	100%	\$0	100%	\$0
Totals	\$49,909	\$60,665	82.27%	\$116,664	42.78%	\$66,755

Additional Comments

Short-term Career Training, to include two CNA classes and one EMT course during the first quarter. Dollars have been used to purchase materials and supplies for the courses. Non-Instructional salaries have been used to support students enrollment, Students reports, Transition to employment, Job Fair, and Data reporting for CASAS. Additional funds will be used to supplement the salary for the Student Service Technician due to the high number of students who are enrolling in the CTE programs. We are planning to double the number of participants in our Summer CNA classes.

Allocation Year 2019-20 Closeout

I have reviewed the fiscal reports for my agency and confirmed that all funds for this allocation year have been spent.

2019-20 Reverted Funds:

\$0

Washington Unified
2021-22 Q2

Submitted by Grant Thor

Approved by Sherri Watkins

Object Code	Year to Date (YTD) Expenditure	YTD Forecast	% Expended of YTD Forecast	Project Budget	% Expended of Project Budget	Budget Remaining
1000 - Instructional Salaries	\$21,638	\$21,150	102.31%	\$70,501	30.69%	\$48,863
2000 - Non-Instructional Salaries	\$0	\$3,600	0%	\$12,000	0%	\$12,000
3000 - Employee Benefits	\$7,753	\$8,253	93.94%	\$27,511	28.18%	\$19,758
4000 - Supplies and Materials	\$0	\$7,062	0%	\$23,539	0%	\$23,539
5000 - Other Operating Expenses and Services	\$12,500	\$4,370	286.07%	\$14,565	85.82%	\$2,065
6000 - Capital Outlay	\$0	\$0	100%	\$0	100%	\$0
7000 - Other Outgo	\$0	\$0	100%	\$0	100%	\$0
Indirect Costs	\$0	\$0	100%	\$0	100%	\$0
Totals	\$41,891	\$44,435	94.28%	\$148,116	28.28%	\$106,225

Corrective Action Plan *

Due to health and safety measures we have not had in person classes. We anticipate starting in person Computer Skills, ESL, and a new Security Guard training class soon.

Additional Comments

HSD courses continue. Orientations occur monthly.

Allocation Year 2019-20 Closeout

I have reviewed the fiscal reports for my agency and confirmed that all funds for this allocation year have been spent.

2019-20 Reverted Funds:
\$0

Yosemite Unified
2021-22 Q2

Submitted by Stephanie Osowski

Approved by Sherri Watkins

Object Code	Year to Date (YTD) Expenditure	YTD Forecast	% Expended of YTD Forecast	Project Budget	% Expended of Project Budget	Budget Remaining
1000 - Instructional Salaries	\$58,358	\$32,251	180.95%	\$129,002	45.24%	\$70,644
2000 - Non-Instructional Salaries	\$10,911	\$6,391	170.73%	\$25,563	42.68%	\$14,652
3000 - Employee Benefits	\$22,141	\$18,341	120.72%	\$73,362	30.18%	\$51,221
4000 - Supplies and Materials	\$6,614	\$32,180	20.55%	\$128,718	5.14%	\$122,104
5000 - Other Operating Expenses and Services	\$20,890	\$14,683	142.28%	\$58,731	35.57%	\$37,841
6000 - Capital Outlay	\$0	\$0	100%	\$0	100%	\$0
7000 - Other Outgo	\$0	\$0	100%	\$0	100%	\$0
Indirect Costs	\$0	\$5,192	0%	\$20,769	0%	\$20,769
Totals	\$118,914	\$109,036	109.06%	\$436,145	27.26%	\$317,231

Corrective Action Plan *

We have had to change and modify course offerings and postpone several things due to illness. Those classes and programs have been rescheduled. We will meet our targets for next quarter.

Additional Comments

The majority of the expenditures this quarter were on salaries. Some supplies and materials in support of our programs.

Allocation Year 2019-20 Closeout

I have reviewed the fiscal reports for my agency and confirmed that all funds for this allocation year have been spent.

2019-20 Reverted Funds:

\$0



California Community Colleges



