

Caruthers Unified
2022-23 Q2

Submitted by Debra Haney

Approved by Sherri Watkins

Object Code	Year to Date (YTD) Expenditure	YTD Forecast	% Expended of YTD Forecast	Project Budget	% Expended of Project Budget	Budget Remaining
1000 - Instructional Salaries	\$45,689	\$42,455	107.62%	\$84,909	53.81%	\$39,220
2000 - Non-Instructional Salaries	\$4,231	\$4,654	90.91%	\$9,308	45.46%	\$5,077
3000 - Employee Benefits	\$21,151	\$22,295	94.87%	\$44,589	47.44%	\$23,438
4000 - Supplies and Materials	\$1,243	\$622	200%	\$1,243	100%	\$0
5000 - Other Operating Expenses and Services	\$23,702	\$11,852	199.99%	\$23,703	100%	\$1
6000 - Capital Outlay	\$0	\$0	100%	\$0	100%	\$0
7000 - Other Outgo	\$0	\$0	100%	\$0	100%	\$0
Indirect Costs	\$0	\$0	100%	\$0	100%	\$0
Totals	\$96,016	\$81,876	117.27%	\$163,752	58.64%	\$67,736

Additional Comments

The District provided adult education services to the community of Caruthers. The significant purchases this quarter were for Imagine Learning licenses.

Allocation Year 2020-21 Closeout

I have reviewed the fiscal reports for my agency and confirmed that all funds for this allocation year have been spent.

2020-21 Reverted Funds:

\$0

Central Unified
2022-23 Q2

Submitted by Edward Robinson

Approved by Sherri Watkins

Object Code	Year to Date (YTD) Expenditure	YTD Forecast	% Expended of YTD Forecast	Project Budget	% Expended of Project Budget	Budget Remaining
1000 - Instructional Salaries	\$115,110	\$114,136	100.85%	\$300,359	38.32%	\$185,249
2000 - Non-Instructional Salaries	\$98,122	\$73,112	134.21%	\$192,400	51%	\$94,278
3000 - Employee Benefits	\$80,582	\$68,460	117.71%	\$180,158	44.73%	\$99,576
4000 - Supplies and Materials	\$42,214	\$104,565	40.37%	\$275,172	15.34%	\$232,958
5000 - Other Operating Expenses and Services	\$44,784	\$70,564	63.47%	\$185,696	24.12%	\$140,912
6000 - Capital Outlay	\$0	\$38,000	0%	\$100,000	0%	\$100,000
7000 - Other Outgo	\$0	\$0	100%	\$0	100%	\$0
Indirect Costs	\$7,537	\$23,427	32.17%	\$61,650	12.23%	\$54,113
Totals	\$388,349	\$492,265	78.89%	\$1,295,435	29.98%	\$907,086

Corrective Action Plan *

We are in the process of purchasing brand new student furniture, desks and chairs, for three of our Central Adult School classrooms. The current student furniture in these three classrooms is antiquated, not in good repair, and is not suitable for adult students. The purchase of this furniture will significantly increase our expended budget for the 2022-2023 school year.

Additional Comments

Central Adult School continues to offer Beginning, Intermediate, and Advanced ESL classes, Business Technology, an Adult High School Diploma program, High School Equivalency preparation (GED) classes for both English and Spanish speaking students, U.S. Citizenship classes, an Auto Body Repair class, and a Welding class. We expanded our U.S. Citizenship course offerings by establishing a partnership with the Sikh Institute and offering a U.S. Citizenship class at the Sikh Institute on Saturday afternoons throughout the Fall Semester. Central Adult School created an IELCE program this school year, providing an opportunity for our ESL students to co-enroll into our Business Technology class which has afforded many of our ESL students the opportunity to learn invaluable computer skills and a variety of applications used in the workforce. Central Adult School is focused on replacing and upgrading much of our student classroom furniture to better accommodate adult learners.

Allocation Year 2020-21 Closeout

I have reviewed the fiscal reports for my agency and confirmed that all funds for this allocation year have been spent.

2020-21 Reverted Funds:

\$0

Chawanakee Unified
2022-23 Q2

Submitted by Rhonda Corippo

Approved by Sherri Watkins

Object Code	Year to Date (YTD) Expenditure	YTD Forecast	% Expended of YTD Forecast	Project Budget	% Expended of Project Budget	Budget Remaining
1000 - Instructional Salaries	\$21,987	\$25,510	86.19%	\$51,019	43.1%	\$29,032
2000 - Non-Instructional Salaries	\$26,235	\$19,076	137.53%	\$38,152	68.76%	\$11,917
3000 - Employee Benefits	\$14,161	\$11,506	123.08%	\$23,011	61.54%	\$8,850
4000 - Supplies and Materials	\$0	\$1,301	0%	\$2,601	0%	\$2,601
5000 - Other Operating Expenses and Services	\$1,573	\$9,611	16.37%	\$19,221	8.18%	\$17,648
6000 - Capital Outlay	\$0	\$0	100%	\$0	100%	\$0
7000 - Other Outgo	\$0	\$0	100%	\$0	100%	\$0
Indirect Costs	\$278	\$850	32.71%	\$1,700	16.35%	\$1,422
Totals	\$64,234	\$67,852	94.67%	\$135,704	47.33%	\$71,470

Additional Comments

The Q2 YTD expenditures supported our instructors and staffing for the adult school students and program and the preschool program.

Allocation Year 2020-21 Closeout

I have reviewed the fiscal reports for my agency and confirmed that all funds for this allocation year have been spent.

2020-21 Reverted Funds:

\$0

Clovis Community College

2022-23 Q2

Submitted by Emilee Slater Clovis Community College

Approved by Sherri Watkins

Object Code	Year to Date (YTD) Expenditure	YTD Forecast	% Expended of YTD Forecast	Project Budget	% Expended of Project Budget	Budget Remaining
1000 - Instructional Salaries	\$391	\$38,464	1.02%	\$85,476	0.46%	\$85,085
2000 - Non-Instructional Salaries	\$8,824	\$24,309	36.3%	\$54,020	16.33%	\$45,196
3000 - Employee Benefits	\$4,993	\$20,327	24.56%	\$45,170	11.05%	\$40,177
4000 - Supplies and Materials	\$0	\$0	100%	\$0	100%	\$0
5000 - Other Operating Expenses and Services	\$38,713	\$17,434	222.06%	\$38,742	99.93%	\$29
6000 - Capital Outlay	\$0	\$18,000	0%	\$40,000	0%	\$40,000
7000 - Other Outgo	\$0	\$0	100%	\$0	100%	\$0
Indirect Costs	\$2,646	\$5,927	44.65%	\$13,170	20.09%	\$10,524
Totals	\$55,567	\$124,460	44.65%	\$276,578	 20.09%	\$221,011

Corrective Action Plan *

The action steps include: 1. Review allocation of staff time and increase percentage to meet the increase need for support. Request for a full-time counselor/coordinator dedicated to Adult Ed. 2. Review marketing to increase enrollment in the dual enrollment opportunities for adult school students in our service area. 3. At the start of the College Success class we quickly learned that there is a great need for computer literacy. In order to support this need we will collaborate with our partners to provide the necessary resources (laptops with laptop carts and professional development opportunities). 4. Expand offerings of the College Success class to other partners. Include summer offering. 5. Renew software licenses to support AE students

Additional Comments

Budget supports staff who assist adult learners transition to Clovis Community College along with marketing that specifically targets adult learners. We have allocated additional staff who will support incoming students and will continue to develop non-credit classes with CTE focus. In Spring 2023, we started offering a 3 unit College Success course at Clovis Adult School.

Allocation Year 2020-21 Closeout

I have reviewed the fiscal reports for my agency and confirmed that all funds for this allocation year have been spent.

2020-21 Reverted Funds:

\$0

**Clovis Unified
2022-23 Q2**

Submitted by Ed Schmalzel

Approved by Sherri Watkins

Object Code	Year to Date (YTD) Expenditure	YTD Forecast	% Expended of YTD Forecast	Project Budget	% Expended of Project Budget	Budget Remaining
1000 - Instructional Salaries	\$514,197	\$600,560	85.62%	\$1,334,578	38.53%	\$820,381
2000 - Non-Instructional Salaries	\$81,458	\$90,864	89.65%	\$201,921	40.34%	\$120,463
3000 - Employee Benefits	\$225,807	\$298,296	75.7%	\$662,880	34.06%	\$437,073
4000 - Supplies and Materials	\$121,762	\$125,577	96.96%	\$279,061	43.63%	\$157,299
5000 - Other Operating Expenses and Services	\$48,531	\$76,141	63.74%	\$169,202	28.68%	\$120,671
6000 - Capital Outlay	\$0	\$0	100%	\$0	100%	\$0
7000 - Other Outgo	\$0	\$0	100%	\$0	100%	\$0
Indirect Costs	\$0	\$57,427	0%	\$127,616	0%	\$127,616
Totals	\$991,755	\$1,248,866	79.41%	\$2,775,258	35.74%	\$1,783,503

Additional Comments

Clovis Adult Education(CAE) anticipates spending its allocated CAEP funds in their entirety, guided by its Annual Plan and aligned to the 3-year Consortium Plan. The State's CAEP allocation funds the annual plan and the Consortium's goals of increasing education services and job training to meet the region's needs in Elementary/Secondary Basic Skills, English as a Second Language, Adults with Disabilities, and Career and Technical Education. CAE's primary activities and goals are to increase Academic/ESL benchmarks and level promotion, increase the high school diploma and GED graduate numbers, improve CTE graduation and state nursing licensure, and job placement rates. Focus on marketing and promoting CAE programs, and develop and promote pathways to Community College and CAE's CTE programs from ESL, HSD, and CUSD K-12 programs.

Allocation Year 2020-21 Closeout

I have reviewed the fiscal reports for my agency and confirmed that all funds for this allocation year have been spent.

2020-21 Reverted Funds:

\$0

Dinuba Unified 2022-23 Q2

Submitted by Jonathan Torres

Approved by Sherri Watkins

Object Code	Year to Date (YTD) Expenditure	YTD Forecast	% Expended of YTD Forecast	Project Budget	% Expended of Project Budget	Budget Remaining
1000 - Instructional Salaries	\$35,318	\$97,200	36.34%	\$243,000	14.53%	\$207,682
2000 - Non-Instructional Salaries	\$15,349	\$16,800	91.36%	\$42,000	36.55%	\$26,651
3000 - Employee Benefits	\$21,193	\$37,200	56.97%	\$93,000	22.79%	\$71,807
4000 - Supplies and Materials	\$4,305	\$11,715	36.75%	\$29,287	14.7%	\$24,982
5000 - Other Operating Expenses and Services	\$20,114	\$30,000	67.05%	\$75,000	26.82%	\$54,886
6000 - Capital Outlay	\$0	\$0	100%	\$0	100%	\$0
7000 - Other Outgo	\$0	\$0	100%	\$0	100%	\$0
Indirect Costs	\$0	\$9,604	0%	\$24,010	0%	\$24,010
Totals	\$96,279	\$202,519	47.54%	\$506,297	19.02%	\$410,018

Corrective Action Plan *

Dinuba Adult School has hired two ESL Teachers to teach ESL 2 days per week. Dinuba Adult School is also in the process of purchasing equipment and material to assist with promoting and rebranding the adult school program within the community. Dinuba Adult School is also in the process of purchasing new curriculum (Burlington) for the ESL Class as well as new technology.

Additional Comments

Dinuba Adult School continues to offer a High School Diploma program. In addition, we are currently offering a CTE course for EMT as well as Welding. We are slated to have our CNA course run through the Spring and Summer Semesters. Unfortunately, we have been unable to hire an ESL teacher for the 2022 - 2023 school year. Thus, the ESL course is currently not being offered. Also, in order to provide ESL Services to meet the needs of our community we will have 2 part-time teachers teach ESL evening classes beginning March 2023. Most of our expenses come from teacher and staff salaries, curriculum, and supplies.

Plans to spend finances this quarter include: upgrade technology for the adults enrolled in the program, hire an ESL Teacher for the 2023-2024 school year, Update ESL Curriculum (Burlington) and expand the CTE Course offerings.

Allocation Year 2020-21 Closeout

I have reviewed the fiscal reports for my agency and confirmed that all funds for this allocation year have been spent.


2020-21 Reverted Funds:

\$0

Fresno City College 2022-23 Q2

Submitted by Donna Cooper Ed D.

Approved by Sherri Watkins

Object Code	Year to Date (YTD) Expenditure	YTD Forecast	% Expended of YTD Forecast	Project Budget	% Expended of Project Budget	Budget Remaining
1000 - Instructional Salaries	\$77,568	\$118,069	65.7%	\$393,562	19.71%	\$315,994
2000 - Non-Instructional Salaries	\$0	\$0	100%	\$0	100%	\$0
3000 - Employee Benefits	\$22,025	\$33,918	64.94%	\$113,059	19.48%	\$91,034
4000 - Supplies and Materials	\$218	\$3,986	5.47%	\$13,288	1.64%	\$13,070
5000 - Other Operating Expenses and Services	\$11,820	\$6,028	196.1%	\$20,092	58.83%	\$8,272
6000 - Capital Outlay	\$0	\$300	0%	\$1,000	0%	\$1,000
7000 - Other Outgo	\$0	\$0	100%	\$0	100%	\$0
Indirect Costs	\$5,582	\$8,115	68.79%	\$27,050	20.64%	\$21,468
Totals	\$117,213	\$170,415	68.78%	\$568,051	20.63% 	\$450,838

Corrective Action Plan *

FCC Adult Education plans to spend down the budget to meet the 20% carryover threshold. We will add a new FT Adult Ed Counselor, will purchase a laptop cart with 16 laptops for one of our community sites, host an open house for our adult education school students in April which includes paying for transportation and lunch as well as marketing materials, renewing our AZTEC license in May which is a 12,000-15,000 expenditure as well as send our team to the state conference as well as other professional development opportunities this year.

Additional Comments

Funding is used to pay an Adult Ed Faculty Coordinator, part-time Adult Ed Counselor, and ESL instructors to teach at various locations throughout Fresno County. Future expenditures include advertising for a FT Adult Ed Counselor (spring 2023), an additional adjunct faculty member to teach HiSet (spring 2023). In addition, our Adult Education team will be participating in additional professional learning in spring 2023.

Allocation Year 2020-21 Closeout

I have reviewed the fiscal reports for my agency and confirmed that all funds for this allocation year have been spent.

2020-21 Reverted Funds:

\$0

Fresno Co. Office of Education 2022-23 Q2

Submitted by Janet Sloan

Approved by Sherri Watkins

Object Code	Year to Date (YTD) Expenditure	YTD Forecast	% Expended of YTD Forecast	Project Budget	% Expended of Project Budget	Budget Remaining
1000 - Instructional Salaries	\$20,345	\$15,740	129.26%	\$52,466	38.78%	\$32,121
2000 - Non-Instructional Salaries	\$0	\$0	100%	\$0	100%	\$0
3000 - Employee Benefits	\$9,668	\$5,238	184.58%	\$17,459	55.38%	\$7,791
4000 - Supplies and Materials	\$4,155	\$16,652	24.95%	\$55,506	7.49%	\$51,351
5000 - Other Operating Expenses and Services	\$3,000	\$47,270	6.35%	\$157,568	1.9%	\$154,568
6000 - Capital Outlay	\$0	\$0	100%	\$0	100%	\$0
7000 - Other Outgo	\$0	\$4,249	0%	\$14,164	0%	\$14,164
Indirect Costs	\$0	\$0	100%	\$0	100%	\$0
Totals	\$37,168	\$89,149	41.69%	\$297,163	12.51%	\$259,995

Corrective Action Plan *

For the CTE/ROP Department, we contract with our districts to offer the program. Most of our expenses will post in the 4th quarter. We have budgeted with our districts to spend our entire allocation for FY2022-23. For Court Schools, reviewing program needs for increase personnel funding.

Additional Comments

Court Schools--Instructional salaries and benefits for course offering.
CTE/ROP--software subscription renewal for OnShape course offered.

Allocation Year 2020-21 Closeout

I have reviewed the fiscal reports for my agency and confirmed that all funds for this allocation year have been spent.

2020-21 Reverted Funds:

\$0

Fresno Unified 2022-23 Q2

Submitted by Shaeng Vue

Approved by Sherri Watkins

Object Code	Year to Date (YTD) Expenditure	YTD Forecast	% Expended of YTD Forecast	Project Budget	% Expended of Project Budget	Budget Remaining
1000 - Instructional Salaries	\$791,436	\$659,627	119.98%	\$2,198,757	35.99%	\$1,407,321
2000 - Non-Instructional Salaries	\$505,655	\$362,346	139.55%	\$1,207,821	41.87%	\$702,166
3000 - Employee Benefits	\$636,190	\$532,535	119.46%	\$1,775,116	35.84%	\$1,138,926
4000 - Supplies and Materials	\$91,496	\$432,664	21.15%	\$1,442,213	6.34%	\$1,350,717
5000 - Other Operating Expenses and Services	\$169,557	\$146,177	115.99%	\$487,255	34.8%	\$317,698
6000 - Capital Outlay	\$0	\$0	100%	\$0	100%	\$0
7000 - Other Outgo	\$0	\$0	100%	\$0	100%	\$0
Indirect Costs	\$71,535	\$69,547	102.86%	\$231,824	30.86%	\$160,289
Totals	\$2,265,869	\$2,202,896	102.86%	\$7,342,986	30.86%	\$5,077,117

Additional Comments

Funding has been utilized in support of Fresno Adult School's educational programs including High School Diploma and High School Equivalency courses, English as a Second Language and Citizenship courses, as well as, Short-term Career Training Courses to include certificated and classified personnel, materials and supplies, and operating expenses, salaries, benefits, classroom supplies, continued development and support of both distance learning and in person learning through technology training and allowing access to site technology for those without access at home.

Allocation Year 2020-21 Closeout

I have reviewed the fiscal reports for my agency and confirmed that all funds for this allocation year have been spent.


2020-21 Reverted Funds:

\$0

Golden Valley Unified 2022-23 Q2

Submitted by Leslie Goston

Approved by Sherri Watkins

Object Code	Year to Date (YTD) Expenditure	YTD Forecast	% Expended of YTD Forecast	Project Budget	% Expended of Project Budget	Budget Remaining
1000 - Instructional Salaries	\$5,738	\$9,260	61.97%	\$30,865	18.59%	\$25,127
2000 - Non-Instructional Salaries	\$3,717	\$3,006	123.67%	\$10,019	37.1%	\$6,302
3000 - Employee Benefits	\$3,522	\$3,458	101.84%	\$11,528	30.55%	\$8,006
4000 - Supplies and Materials	\$0	\$15,000	0%	\$50,000	0%	\$50,000
5000 - Other Operating Expenses and Services	\$1,600	\$22,614	7.08%	\$75,380	2.12%	\$73,780
6000 - Capital Outlay	\$0	\$0	100%	\$0	100%	\$0
7000 - Other Outgo	\$0	\$0	100%	\$0	100%	\$0
Indirect Costs	\$0	\$2,667	0%	\$8,890	0%	\$8,890
Totals	\$14,577	\$56,005	26.03%	\$186,682	 7.81%	\$172,105

Corrective Action Plan *

We currently have pending supplies and materials in process for purchasing. In addition, we have more equipment and supplies to still order. Furthermore, we will look at the possibility of transferring funds from supplies and materials into Object 1000 for Instructional Salaries and Object 3000 for Employee Benefits due to increases.

Additional Comments

Golden Valley Adult School continues to offer a High School Diploma program. In addition, we are currently offering a CTE course for CPR/First Aid. Unfortunately, we have been unable to hire an ESL teacher for the 2022 - 2023 school year. Thus, the ESL course is currently not being offered. Most of our expenses come from salaries and benefits, curriculum, and supplies.

Allocation Year 2020-21 Closeout

I have reviewed the fiscal reports for my agency and confirmed that all funds for this allocation year have been spent.

2020-21 Reverted Funds:

\$0

**Kings Canyon Joint Unified
2022-23 Q2**

Submitted by Tim Cowdrey

Approved by Sherri Watkins

Object Code	Year to Date (YTD) Expenditure	YTD Forecast	% Expended of YTD Forecast	Project Budget	% Expended of Project Budget	Budget Remaining
1000 - Instructional Salaries	\$76,813	\$81,368	94.4%	\$271,228	28.32%	\$194,415
2000 - Non-Instructional Salaries	\$90,446	\$63,335	142.8%	\$211,118	42.84%	\$120,672
3000 - Employee Benefits	\$64,288	\$56,927	112.93%	\$189,756	33.88%	\$125,468
4000 - Supplies and Materials	\$36,279	\$38,681	93.79%	\$128,936	28.14%	\$92,657
5000 - Other Operating Expenses and Services	\$152,139	\$212,642	71.55%	\$708,808	21.46%	\$556,669
6000 - Capital Outlay	\$52,704	\$45,123	116.8%	\$150,409	35.04%	\$97,705
7000 - Other Outgo	\$0	\$14,203	0%	\$47,343	0%	\$47,343
Indirect Costs	\$0	\$0	100%	\$0	100%	\$0
Totals	\$472,669	\$512,279	92.27%	\$1,707,598	27.68%	\$1,234,929

Corrective Action Plan *

In the third quarter, KCAS spent 89,744.88 on a electronic marquee. KCAS is also offering additional CTE courses and an additional ESL course during Spring 2023.

Additional Comments

Last quarter, KCAS spent over 20% of the yearly budget. In Spring 2023, KCAS will be purchasing a new electronic marquee. Additional class offerings to meet the needs of the community will be offered in Spring 2023.

Allocation Year 2020-21 Closeout

I have reviewed the fiscal reports for my agency and confirmed that all funds for this allocation year have been spent.

2020-21 Reverted Funds:

\$0

**Madera Community College
2022-23 Q2**

Submitted by Shelly Conner

Approved by Sherri Watkins

Object Code	Year to Date (YTD) Expenditure	YTD Forecast	% Expended of YTD Forecast	Project Budget	% Expended of Project Budget	Budget Remaining
1000 - Instructional Salaries	\$30,475	\$24,762	123.07%	\$61,904	49.23%	\$31,429
2000 - Non-Instructional Salaries	\$0	\$0	100%	\$0	100%	\$0
3000 - Employee Benefits	\$8,341	\$6,904	120.81%	\$17,260	48.33%	\$8,919
4000 - Supplies and Materials	\$0	\$0	100%	\$0	100%	\$0
5000 - Other Operating Expenses and Services	\$4,590	\$4,078	112.57%	\$10,194	45.03%	\$5,604
6000 - Capital Outlay	\$0	\$0	100%	\$0	100%	\$0
7000 - Other Outgo	\$0	\$0	100%	\$0	100%	\$0
Indirect Costs	\$2,170	\$1,787	121.42%	\$4,468	48.57%	\$2,298
Totals	\$45,576	\$37,530	121.44%	\$93,826	48.58%	\$48,250

Additional Comments

In Quarter 2, MCC worked to add a new site for English as a Second Language courses, at the Parent Resource Center located in Pershing Elementary School in Madera Unified School District. Our counselor has worked with potential students, to use the guided self-placement to help them enroll in the correct classes. We have also hosted a guest speaker and have been able to implement a computer training module within ESL courses. We are challenged to find qualified ESL instructors for our program.

Allocation Year 2020-21 Closeout

I have reviewed the fiscal reports for my agency and confirmed that all funds for this allocation year have been spent.

2020-21 Reverted Funds:

\$0

Madera Unified
2022-23 Q2

Submitted by Shirley Gregory

Approved by Sherri Watkins

Object Code	Year to Date (YTD) Expenditure	YTD Forecast	% Expended of YTD Forecast	Project Budget	% Expended of Project Budget	Budget Remaining
1000 - Instructional Salaries	\$129,508	\$109,097	118.71%	\$363,658	35.61%	\$234,150
2000 - Non-Instructional Salaries	\$131,953	\$81,823	161.27%	\$272,744	48.38%	\$140,791
3000 - Employee Benefits	\$131,380	\$77,927	168.59%	\$259,756	50.58%	\$128,376
4000 - Supplies and Materials	\$26,785	\$27,275	98.21%	\$90,915	29.46%	\$64,130
5000 - Other Operating Expenses and Services	\$175,412	\$93,512	187.58%	\$311,707	56.27%	\$136,295
6000 - Capital Outlay	\$0	\$0	100%	\$0	100%	\$0
7000 - Other Outgo	\$0	\$0	100%	\$0	100%	\$0
Indirect Costs	\$0	\$0	100%	\$0	100%	\$0
Totals	\$595,038	\$389,634	152.72%	\$1,298,780	45.82%	\$703,742

Additional Comments

The year to date 2nd quarter expenditures were spent on salaries, benefits, and classroom supplies.

Allocation Year 2020-21 Closeout

I have reviewed the fiscal reports for my agency and confirmed that all funds for this allocation year have been spent.

2020-21 Reverted Funds:

\$0

Parlier Unified
2022-23 Q2

Submitted by Dr. Jose Garza

Approved by Sherri Watkins

Object Code	Year to Date (YTD) Expenditure	YTD Forecast	% Expended of YTD Forecast	Project Budget	% Expended of Project Budget	Budget Remaining
1000 - Instructional Salaries	\$0	\$0	100%	\$0	100%	\$0
2000 - Non-Instructional Salaries	\$0	\$0	100%	\$0	100%	\$0
3000 - Employee Benefits	\$0	\$0	100%	\$0	100%	\$0
4000 - Supplies and Materials	\$0	\$2,029	0%	\$6,764	0%	\$6,764
5000 - Other Operating Expenses and Services	\$17,878	\$7,182	248.93%	\$23,940	74.68%	\$6,062
6000 - Capital Outlay	\$0	\$0	100%	\$0	100%	\$0
7000 - Other Outgo	\$0	\$0	100%	\$0	100%	\$0
Indirect Costs	\$0	\$0	100%	\$0	100%	\$0
Totals	\$17,878	\$9,211	194.09%	\$30,704	58.23%	\$12,826

Additional Comments

Costs for VROP courses.

Allocation Year 2020-21 Closeout

I have reviewed the fiscal reports for my agency and confirmed that all funds for this allocation year have been spent.

2020-21 Reverted Funds:

\$0

**Reedley College
2022-23 Q2**

Submitted by Sandra Fuentes Dr.

Approved by Sherri Watkins

Object Code	Year to Date (YTD) Expenditure	YTD Forecast	% Expended of YTD Forecast	Project Budget	% Expended of Project Budget	Budget Remaining
1000 - Instructional Salaries	\$45,361	\$48,194	94.12%	\$96,387	47.06%	\$51,026
2000 - Non-Instructional Salaries	\$0	\$0	100%	\$0	100%	\$0
3000 - Employee Benefits	\$2,857	\$11,640	24.54%	\$23,280	12.27%	\$20,423
4000 - Supplies and Materials	\$4,200	\$6,515	64.47%	\$13,030	32.23%	\$8,830
5000 - Other Operating Expenses and Services	\$128	\$500	25.6%	\$1,000	12.8%	\$872
6000 - Capital Outlay	\$0	\$0	100%	\$0	100%	\$0
7000 - Other Outgo	\$0	\$0	100%	\$0	100%	\$0
Indirect Costs	\$2,627	\$3,342	78.61%	\$6,684	39.3%	\$4,057
Totals	\$55,173	\$70,191	78.6%	\$140,381	39.3%	\$85,208

Additional Comments

Reedley College continues to strengthen the processes for the seamless transition between the Adult Schools in our region and all of our campus educational programs. We continue to engage in an evaluative process annually and employ two part-time Adult education transition counselors, who will work exclusively with the Adult Schools of our sub-region. The counselors meet with the prospective students and provide them with post-secondary information (educational programs, career exploration, applications, financial aid, and academic counseling) offered through our partner Adult schools and community colleges. In addition, we continue to work with our Adult Schools on bridging the gaps between the ESL classes they offer, the ESL classes offered on our campus, and the over 150 new noncredit course offerings for our adult learners.

Allocation Year 2020-21 Closeout

I have reviewed the fiscal reports for my agency and confirmed that all funds for this allocation year have been spent.

2020-21 Reverted Funds:

\$0

Sanger Unified
2022-23 Q2

Submitted by Lori Hawkyard 3528991

Approved by Sherri Watkins

Object Code	Year to Date (YTD) Expenditure	YTD Forecast	% Expended of YTD Forecast	Project Budget	% Expended of Project Budget	Budget Remaining
1000 - Instructional Salaries	\$185,513	\$139,050	133.41%	\$463,500	40.02%	\$277,987
2000 - Non-Instructional Salaries	\$27,923	\$19,770	141.24%	\$65,900	42.37%	\$37,977
3000 - Employee Benefits	\$90,026	\$67,813	132.76%	\$226,042	39.83%	\$136,016
4000 - Supplies and Materials	\$1,789	\$2,310	77.45%	\$7,700	23.23%	\$5,911
5000 - Other Operating Expenses and Services	\$38,983	\$21,559	180.82%	\$71,864	54.25%	\$32,881
6000 - Capital Outlay	\$0	\$0	100%	\$0	100%	\$0
7000 - Other Outgo	\$0	\$0	100%	\$0	100%	\$0
Indirect Costs	\$0	\$12,525	0%	\$41,750	0%	\$41,750
Totals	\$344,234	\$263,027	130.87%	\$876,756	39.26%	\$532,522

Additional Comments

Quarter 2 went well for our HSD, ESL, and CTE Programs at Sanger Adult School. The above report reflects our operating expenses.

Allocation Year 2020-21 Closeout

I have reviewed the fiscal reports for my agency and confirmed that all funds for this allocation year have been spent.


2020-21 Reverted Funds:

\$0

Selma Unified
2022-23 Q2

Submitted by Rosa Baly

Approved by Sherri Watkins

Object Code	Year to Date (YTD) Expenditure	YTD Forecast	% Expended of YTD Forecast	Project Budget	% Expended of Project Budget	Budget Remaining
1000 - Instructional Salaries	\$69,421	\$52,412	132.45%	\$174,705	39.74%	\$105,284
2000 - Non-Instructional Salaries	\$37,477	\$38,697	96.85%	\$128,990	29.05%	\$91,513
3000 - Employee Benefits	\$40,866	\$27,623	147.94%	\$92,076	44.38%	\$51,210
4000 - Supplies and Materials	\$39,221	\$18,237	215.06%	\$60,790	64.52%	\$21,569
5000 - Other Operating Expenses and Services	\$46,792	\$35,441	132.03%	\$118,138	39.61%	\$71,346
6000 - Capital Outlay	\$0	\$139,302	0%	\$464,339	0%	\$464,339
7000 - Other Outgo	\$0	\$0	100%	\$0	100%	\$0
Indirect Costs	\$0	\$7,565	0%	\$25,217	0%	\$25,217
Totals	\$233,777	\$319,277	73.22%	\$1,064,255	21.97% 	\$830,478

Corrective Action Plan *

Our current expenditures fall below target due to "0" charges in line item 6000. Spending has occurred, however, this will be reflective in the Q3 report. I will also be following up with our Business Superintendent to confirm projected projects for this fiscal year. If needed, budgetary changes will take place to ensure we meet the spending target for Q3.

Additional Comments

We currently have full classes in both ESL and AISP. We continue to move forward with upgrading our site and have currently repainted, and added new flooring to three classrooms, in addition to removing cabinets that are no longer needed. This will reflect in the next quarter update. This remodeling will continue through the end of the school year.

Allocation Year 2020-21 Closeout

I have reviewed the fiscal reports for my agency and confirmed that all funds for this allocation year have been spent.

2020-21 Reverted Funds:


\$0

Sierra Unified

2022-23 Q2

Submitted by Anthony Abrams

Approved by Sherri Watkins

Object Code	Year to Date (YTD) Expenditure	YTD Forecast	% Expended of YTD Forecast	Project Budget	% Expended of Project Budget	Budget Remaining
1000 - Instructional Salaries	\$30,493	\$28,134	108.38%	\$93,780	32.52%	\$63,287
2000 - Non-Instructional Salaries	\$13,714	\$7,980	171.85%	\$26,600	51.56%	\$12,886
3000 - Employee Benefits	\$10,768	\$14,442	74.56%	\$48,140	22.37%	\$37,372
4000 - Supplies and Materials	\$1,340	\$15,220	8.8%	\$50,732	2.64%	\$49,392
5000 - Other Operating Expenses and Services	\$0	\$2,100	0%	\$7,000	0%	\$7,000
6000 - Capital Outlay	\$0	\$0	100%	\$0	100%	\$0
7000 - Other Outgo	\$0	\$0	100%	\$0	100%	\$0
Indirect Costs	\$0	\$3,394	0%	\$11,313	0%	\$11,313
Totals	\$56,315	\$71,270	79.02%	\$237,565	23.71% 	\$181,250

Corrective Action Plan *

Expenditures will come thru for Q3 & Q4 to meet the budget requirements.

Additional Comments

Funding spent on staffing and other programs including professional development to obtain high school diploma and employment skills.

Allocation Year 2020-21 Closeout

I have reviewed the fiscal reports for my agency and confirmed that all funds for this allocation year have been spent.

2020-21 Reverted Funds:


\$0

State Center CCD

2022-23 Q2

Submitted by Gwun Lau

Approved by Sherri Watkins

Object Code	Year to Date (YTD) Expenditure	YTD Forecast	% Expended of YTD Forecast	Project Budget	% Expended of Project Budget	Budget Remaining
1000 - Instructional Salaries	\$0	\$0	100%	\$0	100%	\$0
2000 - Non-Instructional Salaries	\$0	\$0	100%	\$0	100%	\$0
3000 - Employee Benefits	\$0	\$0	100%	\$0	100%	\$0
4000 - Supplies and Materials	\$1,427	\$15,225	9.37%	\$50,750	2.81%	\$49,323
5000 - Other Operating Expenses and Services	\$495,172	\$511,297	96.85%	\$1,704,324	29.05%	\$1,209,152
6000 - Capital Outlay	\$1,625	\$3,000	54.17%	\$10,000	16.25%	\$8,375
7000 - Other Outgo	\$0	\$0	100%	\$0	100%	\$0
Indirect Costs	\$737	\$1,043	70.63%	\$3,478	21.19%	\$2,741
Totals	\$498,961	\$530,566	94.04%	\$1,768,552	28.21% 	\$1,269,591

Corrective Action Plan *

Expenditures will come thru for Q3 & Q4 to meet the fiscal requirements.

Additional Comments

Expenditures represent ongoing consortium-wide support which includes staffing (transitions team, administrative assistant, executive director, and data assistance) and consortium office overhead.

During Q2 SCCCD District Office provided support for an equipment purchase for Valley ROP and RC student pathways for heavy equipment.

Allocation Year 2020-21 Closeout

I have reviewed the fiscal reports for my agency and confirmed that all funds for this allocation year have been spent.

2020-21 Reverted Funds:

\$0

Valley ROP 2022-23 Q2

Submitted by Fabrizio Lofaro

Approved by Sherri Watkins

Object Code	Year to Date (YTD) Expenditure	YTD Forecast	% Expended of YTD Forecast	Project Budget	% Expended of Project Budget	Budget Remaining
1000 - Instructional Salaries	\$5,870	\$9,945	59.02%	\$19,890	29.51%	\$14,020
2000 - Non-Instructional Salaries	\$15,701	\$12,406	126.56%	\$24,812	63.28%	\$9,111
3000 - Employee Benefits	\$8,104	\$10,623	76.29%	\$21,246	38.14%	\$13,142
4000 - Supplies and Materials	\$4,527	\$16,199	27.95%	\$32,397	13.97%	\$27,870
5000 - Other Operating Expenses and Services	\$897	\$2,000	44.85%	\$4,000	22.43%	\$3,103
6000 - Capital Outlay	\$0	\$0	100%	\$0	100%	\$0
7000 - Other Outgo	\$0	\$0	100%	\$0	100%	\$0
Indirect Costs	\$0	\$0	100%	\$0	100%	\$0
Totals	\$35,099	\$51,173	68.59%	\$102,345	34.29%	\$67,246

Additional Comments

All Targets for the current fiscal year are being met. Courses have been full and demand is continuing to climb. Valley ROP chose to spend dollars with Certificated Teacehrtsm Student Support services and equipment and supplies for the fo llowing courses, CNA, EMT, and Heavy Equipment Operator classes. Plans are moving forward as intended.

Allocation Year 2020-21 Closeout

I have reviewed the fiscal reports for my agency and confirmed that all funds for this allocation year have been spent.

2020-21 Reverted Funds:

\$0

**Washington Unified
2022-23 Q2**

Submitted by Grant Thor

Approved by Sherri Watkins

Object Code	Year to Date (YTD) Expenditure	YTD Forecast	% Expended of YTD Forecast	Project Budget	% Expended of Project Budget	Budget Remaining
1000 - Instructional Salaries	\$22,188	\$32,500	68.27%	\$65,000	34.14%	\$42,812
2000 - Non-Instructional Salaries	\$0	\$0	100%	\$0	100%	\$0
3000 - Employee Benefits	\$8,374	\$15,250	54.91%	\$30,500	27.46%	\$22,126
4000 - Supplies and Materials	\$0	\$4,462	0%	\$8,923	0%	\$8,923
5000 - Other Operating Expenses and Services	\$16,700	\$10,000	167%	\$20,000	83.5%	\$3,300
6000 - Capital Outlay	\$0	\$0	100%	\$0	100%	\$0
7000 - Other Outgo	\$0	\$0	100%	\$0	100%	\$0
Indirect Costs	\$0	\$0	100%	\$0	100%	\$0
Totals	\$47,262	\$62,212	75.97%	\$124,423	37.98%	\$77,161

Additional Comments

Our program continues to offer HSD completion program and we look for ways to offer courses/classes in other areas. Most of our expenses are for teachers and supplies.

Allocation Year 2020-21 Closeout

I have reviewed the fiscal reports for my agency and confirmed that all funds for this allocation year have been spent.

2020-21 Reverted Funds:

\$0

Yosemite Unified 2022-23 Q2

Submitted by Stephanie Osowski

Approved by Sherri Watkins

Object Code	Year to Date (YTD) Expenditure	YTD Forecast	% Expended of YTD Forecast	Project Budget	% Expended of Project Budget	Budget Remaining
1000 - Instructional Salaries	\$93,744	\$65,924	142.2%	\$164,810	56.88%	\$71,066
2000 - Non-Instructional Salaries	\$13,327	\$10,711	124.43%	\$26,777	49.77%	\$13,450
3000 - Employee Benefits	\$34,158	\$33,957	100.59%	\$84,892	40.24%	\$50,734
4000 - Supplies and Materials	\$3,311	\$49,254	6.72%	\$123,136	2.69%	\$119,825
5000 - Other Operating Expenses and Services	\$3,121	\$18,370	16.99%	\$45,926	6.8%	\$42,805
6000 - Capital Outlay	\$0	\$0	100%	\$0	100%	\$0
7000 - Other Outgo	\$0	\$0	100%	\$0	100%	\$0
Indirect Costs	\$0	\$8,308	0%	\$20,769	0%	\$20,769
Totals	\$147,661	\$186,524	79.16%	\$466,310	31.67%	\$318,649

Additional Comments

The majority of the expenditures thus far have been for instructional and employee salaries and benefits. Currently, we are spending more on salaries and benefits than was originally budgeted. This shift was to help reduce our carryover from prior years.

We are in the process of adding more classes to our existing programs (Fire, ABE, etc)

Allocation Year 2020-21 Closeout

I have reviewed the fiscal reports for my agency and confirmed that all funds for this allocation year have been spent.

2020-21 Reverted Funds:

\$0



2023 © California Community Colleges
NOVA Site Version: 6.2.3