

64 State Center Adult Education Consortium

Consortium Summary | Total Expenditures: \$1,395,244 Total Allocation: \$18,459,655 Total Carryover: \$17,064,411
(92.44%) Carryover Compliance i

Caruthers Unified 2023-24 Q1

Submitted by Debra Haney

Approved by Allyson Adams

Object Code	Year to Date (YTD) Expenditure	YTD Forecast	% Expended of YTD Forecast	Project Budget	% Expended of Project Budget	Budget Remaining
1000 - Instructional Salaries	\$20,235	\$24,332	83.16%	\$97,328	20.79%	\$77,093
2000 - Non-Instructional Salaries	\$1,777	\$2,444	72.72%	\$9,774	18.18%	\$7,997
3000 - Employee Benefits	\$9,052	\$11,704	77.34%	\$46,816	19.34%	\$37,764
4000 - Supplies and Materials	\$0	\$612	0%	\$2,446	0%	\$2,446
5000 - Other Operating Expenses and Services	\$20,850	\$5,213	400%	\$20,850	100%	\$0
6000 - Capital Outlay	\$0	\$0	100%	\$0	100%	\$0
7000 - Other Outgo	\$0	\$0	100%	\$0	100%	\$0
Indirect Costs	\$0	\$0	100%	\$0	100%	\$0
Totals	\$51,914	\$44,304	117.18%	\$177,214	29.29%	\$125,300

Carryover Status

Fiscal Year	Allocation	Expenditures	Carryover Amount	Carryover %	Carryover Threshold %	Locked
2023-24	\$177,213	\$51,913	\$125,300	70.71%	80%	-

Additional Comments

The District provided Adult Ed classes to the community.

Central Unified

2023-24 Q1

Submitted by Edward Robinson

Approved by Allyson Adams

Object Code	Year to Date (YTD) Expenditure	YTD Forecast	% Expended of YTD Forecast	Project Budget	% Expended of Project Budget	Budget Remaining
1000 - Instructional Salaries	\$38,728	\$75,654	51.19%	\$420,298	9.21%	\$381,570
2000 - Non-Instructional Salaries	\$57,821	\$45,024	128.42%	\$250,132	23.12%	\$192,311
3000 - Employee Benefits	\$42,582	\$43,227	98.51%	\$240,148	17.73%	\$197,566
4000 - Supplies and Materials	\$670	\$32,424	2.07%	\$180,134	0.37%	\$179,464
5000 - Other Operating Expenses and Services	\$1,249	\$40,335	3.1%	\$224,083	0.56%	\$222,834
6000 - Capital Outlay	\$0	\$12,900	0%	\$71,665	0%	\$71,665
7000 - Other Outgo	\$0	\$0	100%	\$0	100%	\$0
Indirect Costs	\$0	\$12,479	0%	\$69,325	0%	\$69,325
Totals	\$141,050	\$262,041	53.83%	\$1,455,785	9.69%	\$1,314,735

Carryover Status

Fiscal Year	Allocation	Expenditures	Carryover Amount	Carryover %	Carryover Threshold %	Locked
2023-24	\$1,063,276	-\$251,459	\$1,063,276	100%	80%	-

Additional Comments

Central Adult School is working toward spending a minimum of eighty percent of it's 2023-2024 apportionment dollars guided by the Annual Plan and aligned to the 3-year Consortium Plan. CAEP allocation monies help fund the Consortium's goals of increasing the education levels and career pathway training to meet the employer and job market needs within our region. In doing so, Central Adult School provides courses and programs dedicated to Adult Basic Education, GED Preparation, Adult High School Diploma, English as a Second Language, U.S. Citizenship, Business Technology, Beginning Computers, Welding, and Auto Body Repair. Central Adult School has also added a Digital Literacy Program in partnership with Fresno State University, Fresno City College, and Fresno County Public Library. These course and program offerings at Central Adult School will help mitigate the aligned market needs within our region.

Chawanakee Unified 2023-24 Q1

Submitted by Brenda Smith

Approved by Allyson Adams

Object Code	Year to Date (YTD) Expenditure	YTD Forecast	% Expended of YTD Forecast	Project Budget	% Expended of Project Budget	Budget Remaining
1000 - Instructional Salaries	\$6,746	\$7,760	86.94%	\$38,798	17.39%	\$32,052
2000 - Non-Instructional Salaries	\$1,003	\$1,128	88.9%	\$5,641	17.78%	\$4,638
3000 - Employee Benefits	\$2,820	\$3,245	86.91%	\$16,223	17.38%	\$13,403
4000 - Supplies and Materials	\$0	\$2,500	0%	\$12,500	0%	\$12,500
5000 - Other Operating Expenses and Services	\$1,190	\$11,422	10.42%	\$57,109	2.08%	\$55,919
6000 - Capital Outlay	\$0	\$0	100%	\$0	100%	\$0
7000 - Other Outgo	\$0	\$0	100%	\$0	100%	\$0
Indirect Costs	\$0	\$1,266	0%	\$6,330	0%	\$6,330
Totals	\$11,759	\$27,320	43.04%	\$136,601	! 8.61%	\$124,842

Carryover Status

Fiscal Year	Allocation	Expenditures	Carryover Amount	Carryover %	Carryover Threshold %	Locked
2023-24	\$136,601	\$11,759	\$124,842	! 91.39%	80%	-

Additional Comments

Q1 expenses are mainly on staff for this quarter. We will be spending more on a lease for a location for student meetings and cleaning services at that new location.


Clovis Community College 2023-24 Q1

Submitted by Emilee Slater Clovis Community College

Approved by Allyson Adams

Object Code	Year to Date (YTD) Expenditure	YTD Forecast	% Expended of YTD Forecast	Project Budget	% Expended of Project Budget	Budget Remaining
1000 - Instructional Salaries	\$0	\$2,120	0%	\$14,136	0%	\$14,136
2000 - Non-Instructional Salaries	\$9,908	\$11,500	86.16%	\$76,664	12.92%	\$66,756
3000 - Employee Benefits	\$3,120	\$4,497	69.38%	\$29,980	10.41%	\$26,860
4000 - Supplies and Materials	\$0	\$0	100%	\$0	100%	\$0
5000 - Other Operating Expenses and Services	\$60,520	\$23,074	262.29%	\$153,827	39.34%	\$93,307
6000 - Capital Outlay	\$0	\$1,078	0%	\$7,189	0%	\$7,189
7000 - Other Outgo	\$0	\$0	100%	\$0	100%	\$0
Indirect Costs	\$3,677	\$2,113	173.99%	\$14,089	26.1%	\$10,412
Totals	\$77,225	\$44,383	174%	\$295,885	26.1%	\$218,660

Carryover Status

Fiscal Year	Allocation	Expenditures	Carryover Amount	Carryover %	Carryover Threshold %	Locked
2023-24	\$123,458	-\$95,202	\$123,458	 100%	80%	-

Additional Comments

We are looking into hiring a full time adult school counselor now that we plan to launch our ESL courses this fall.

Clovis Unified
2023-24 Q1

Submitted by Terrie Ikeda
Approved by Allyson Adams

Object Code	Year to Date (YTD) Expenditure	YTD Forecast	% Expended of YTD Forecast	Project Budget	% Expended of Project Budget	Budget Remaining
1000 - Instructional Salaries	\$244,033	\$348,241	70.08%	\$1,392,965	17.52%	\$1,148,932
2000 - Non-Instructional Salaries	\$42,433	\$46,691	90.88%	\$186,765	22.72%	\$144,332
3000 - Employee Benefits	\$97,168	\$166,233	58.45%	\$664,932	14.61%	\$567,764
4000 - Supplies and Materials	\$203,105	\$102,500	198.15%	\$410,000	49.54%	\$206,895
5000 - Other Operating Expenses and Services	\$54,049	\$57,263	94.39%	\$229,050	23.6%	\$175,001
6000 - Capital Outlay	\$0	\$0	100%	\$0	100%	\$0
7000 - Other Outgo	\$0	\$0	100%	\$0	100%	\$0
Indirect Costs	\$0	\$29,919	0%	\$119,674	0%	\$119,674
Totals	\$640,788	\$750,847	85.34%	\$3,003,386	21.34%	\$2,362,598

Carryover Status

Fiscal Year	Allocation	Expenditures	Carryover Amount	Carryover %	Carryover Threshold %	Locked
2023-24	\$3,003,386	\$640,788	\$2,362,598	78.66%	80%	-

Additional Comments

Clovis Adult Education(CAE) anticipates spending its allocated CAEP funds in their entirety, guided by its Annual Plan and aligned to the 3-year Consortium Plan. The State's CAEP allocation funds the annual plan and the Consortium's goals of increasing education services and job training to meet the region's needs in Elementary/Secondary Basic Skills, English as a Second Language, and Career and Technical Education. CAE's primary activities and goals are to increase Academic/ESL benchmarks and level promotion, increase the high school diploma and GED graduate numbers, improve graduation and job placement rate in CTE, market and promote CAE programs, and develop and promote pathways to Community College and CAE's CTE programs from ESL, HSD, and CUSD K-12. These identified strategies will fill the regional delivery gaps, support students' transition, and accelerate learner transitions across the State Center Adult Education Consortium service region.

Dinuba Unified
2023-24 Q1

Submitted by Jonathan Torres
Approved by Allyson Adams

Object Code	Year to Date (YTD) Expenditure	YTD Forecast	% Expended of YTD Forecast	Project Budget	% Expended of Project Budget	Budget Remaining
1000 - Instructional Salaries	\$16,251	\$46,419	35.01%	\$185,676	8.75%	\$169,425
2000 - Non-Instructional Salaries	\$7,969	\$15,382	51.81%	\$61,528	12.95%	\$53,559
3000 - Employee Benefits	\$10,248	\$23,224	44.13%	\$92,896	11.03%	\$82,648
4000 - Supplies and Materials	\$19,140	\$14,761	129.67%	\$59,042	32.42%	\$39,902
5000 - Other Operating Expenses and Services	\$21,643	\$20,000	108.22%	\$80,000	27.05%	\$58,357
6000 - Capital Outlay	\$0	\$0	100%	\$0	100%	\$0
7000 - Other Outgo	\$0	\$0	100%	\$0	100%	\$0
Indirect Costs	\$0	\$5,723	0%	\$22,892	0%	\$22,892
Totals	\$75,251	\$125,509	59.96%	\$502,034	! 14.99%	\$426,783

Carryover Status

Fiscal Year	Allocation	Expenditures	Carryover Amount	Carryover %	Carryover Threshold %	Locked
2023-24	\$316,345	-\$110,438	\$316,345	! 100%	80%	-

Additional Comments

Dinuba Adult School continues to offer a High School Diploma program. In addition, we are currently offering a CTE course for EMT as well as Welding. Most of our expenses come from teacher and staff salaries, curriculum, and supplies. Plans to spend finances this quarter include: upgrade technology for the adults enrolled in the program, hire an ESL Teacher for the Spring semester of the 2023-2024 school year, Update ESL Curriculum (Burlington) and expand the CTE Course offerings.

**Fresno City College
2023-24 Q1**

Submitted by Zachary Shaath

Approved by Allyson Adams

Object Code	Year to Date (YTD) Expenditure	YTD Forecast	% Expended of YTD Forecast	Project Budget	% Expended of Project Budget	Budget Remaining
1000 - Instructional Salaries	\$47,818	\$36,272	131.83%	\$241,815	19.77%	\$193,997
2000 - Non-Instructional Salaries	\$0	\$0	100%	\$0	100%	\$0
3000 - Employee Benefits	\$11,180	\$12,640	88.45%	\$84,266	13.27%	\$73,086
4000 - Supplies and Materials	\$619	\$1,218	50.83%	\$8,119	7.62%	\$7,500
5000 - Other Operating Expenses and Services	\$2,819	\$23,658	11.92%	\$157,718	1.79%	\$154,899
6000 - Capital Outlay	\$0	\$9,000	0%	\$60,000	0%	\$60,000
7000 - Other Outgo	\$0	\$0	100%	\$0	100%	\$0
Indirect Costs	\$3,122	\$4,137	75.46%	\$27,583	11.32%	\$24,461
Totals	\$65,558	\$86,925	75.42%	\$579,501	! 11.31%	\$513,943

Carryover Status

Fiscal Year	Allocation	Expenditures	Carryover Amount	Carryover %	Carryover Threshold %	Locked
2023-24	\$277,781	-\$236,162	\$277,781	! 100%	80%	-

Additional Comments

This fiscal year we are working towards reducing our carry over to be in compliance with the requirements of our consortium. We continue to increase our no credit offerings in the community, especially ESL, and work with our Adult School partners to improve pathways from adult school to community college.

**Fresno Co. Office of Education
2023-24 Q1**

Submitted by Phillip Menchaca

Approved by Allyson Adams

Object Code	Year to Date (YTD) Expenditure	YTD Forecast	% Expended of YTD Forecast	Project Budget	% Expended of Project Budget	Budget Remaining
1000 - Instructional Salaries	\$10,870	\$3,560	305.31%	\$50,862	21.37%	\$39,992
2000 - Non-Instructional Salaries	\$0	\$0	100%	\$0	100%	\$0
3000 - Employee Benefits	\$4,725	\$1,196	394.94%	\$17,091	27.65%	\$12,366
4000 - Supplies and Materials	\$0	\$3,052	0%	\$43,598	0%	\$43,598
5000 - Other Operating Expenses and Services	\$0	\$7,729	0%	\$110,417	0%	\$110,417
6000 - Capital Outlay	\$0	\$0	100%	\$0	100%	\$0
7000 - Other Outgo	\$0	\$0	100%	\$0	100%	\$0
Indirect Costs	\$0	\$777	0%	\$11,098	0%	\$11,098
Totals	\$15,595	\$16,315	95.59%	\$233,066	6.69%	\$217,471

Carryover Status

Fiscal Year	Allocation	Expenditures	Carryover Amount	Carryover %	Carryover Threshold %	Locked
2023-24	\$225,208	\$7,737	\$217,471	96.56%	80%	-

Additional Comments

Not Entered

**Fresno Unified
2023-24 Q1**

Submitted by Mai Her

Approved by Allyson Adams

Object Code	Year to Date (YTD) Expenditure	YTD Forecast	% Expended of YTD Forecast	Project Budget	% Expended of Project Budget	Budget Remaining
1000 - Instructional Salaries	\$410,865	\$462,907	88.76%	\$2,314,534	17.75%	\$1,903,669
2000 - Non-Instructional Salaries	\$259,843	\$238,759	108.83%	\$1,193,796	21.77%	\$933,953
3000 - Employee Benefits	\$258,878	\$429,781	60.23%	\$2,148,907	12.05%	\$1,890,029
4000 - Supplies and Materials	\$13,760	\$249,524	5.51%	\$1,247,620	1.1%	\$1,233,860
5000 - Other Operating Expenses and Services	\$53,742	\$100,000	53.74%	\$500,000	10.75%	\$446,258
6000 - Capital Outlay	\$0	\$32,000	0%	\$160,000	0%	\$160,000
7000 - Other Outgo	\$0	\$0	100%	\$0	100%	\$0
Indirect Costs	\$30,710	\$45,614	67.33%	\$228,070	13.47%	\$197,360
Totals	\$1,027,798	\$1,558,585	65.94%	\$7,792,927	! 13.19%	\$6,765,129

Carryover Status

Fiscal Year	Allocation	Expenditures	Carryover Amount	Carryover %	Carryover Threshold %	Locked
2023-24	\$6,464,571	-\$300,558	\$6,464,571	! 100%	80%	-

Additional Comments

Employed CAEP funds to support Certificated and Classified salaries, along with employee benefits. This allocation also incorporates funding for instructional materials, textbooks, curriculum, supplemental teaching materials, and supplies, including technology, to enrich student learning comprehensively. Operating expenses extend to cover professional development opportunities for both Certificated and Classified staff, marketing initiatives, and professional service contracts. Furthermore, other liability benefits for both Certificated and Classified staff are included in this allocation.

**Golden Valley Unified
2023-24 Q1**

Submitted by Rick Diaz
Approved by Allyson Adams

Object Code	Year to Date (YTD) Expenditure	YTD Forecast	% Expended of YTD Forecast	Project Budget	% Expended of Project Budget	Budget Remaining
1000 - Instructional Salaries	\$2,524	\$20,421	12.36%	\$136,141	1.85%	\$133,617
2000 - Non-Instructional Salaries	\$1,675	\$1,200	139.58%	\$8,000	20.94%	\$6,325
3000 - Employee Benefits	\$1,590	\$5,100	31.18%	\$34,000	4.68%	\$32,410
4000 - Supplies and Materials	\$0	\$6,000	0%	\$40,000	0%	\$40,000
5000 - Other Operating Expenses and Services	\$1,908	\$4,500	42.4%	\$30,000	6.36%	\$28,092
6000 - Capital Outlay	\$0	\$0	100%	\$0	100%	\$0
7000 - Other Outgo	\$0	\$0	100%	\$0	100%	\$0
Indirect Costs	\$0	\$1,861	0%	\$12,407	0%	\$12,407
Totals	\$7,697	\$39,082	19.69%	\$260,548	! 2.95%	\$252,851

Carryover Status

Fiscal Year	Allocation	Expenditures	Carryover Amount	Carryover %	Carryover Threshold %	Locked
2023-24	\$114,450	-\$138,401	\$114,450	! 100%	80%	-

Additional Comments

Golden Valley Adult School has paid for a High School Diploma teacher, an ESL instructor, Child care provider (ESL class), classified staff and benefits for the employees. Online curriculum and various student and office materials were purchased this quarter. Funds were also used for a CPR/First-aid instructor and additional staff assistance for this class.

**Kings Canyon Joint Unified
2023-24 Q1**

Submitted by Tim Cowdrey
Approved by Allyson Adams

Object Code	Year to Date (YTD) Expenditure	YTD Forecast	% Expended of YTD Forecast	Project Budget	% Expended of Project Budget	Budget Remaining
1000 - Instructional Salaries	\$33,589	\$55,987	59.99%	\$373,245	9%	\$339,656
2000 - Non-Instructional Salaries	\$35,127	\$42,841	81.99%	\$285,608	12.3%	\$250,481
3000 - Employee Benefits	\$23,934	\$34,248	69.89%	\$228,317	10.48%	\$204,383
4000 - Supplies and Materials	\$2,745	\$20,115	13.65%	\$134,098	2.05%	\$131,353
5000 - Other Operating Expenses and Services	\$94,882	\$87,803	108.06%	\$585,355	16.21%	\$490,473
6000 - Capital Outlay	\$0	\$18,750	0%	\$125,000	0%	\$125,000
7000 - Other Outgo	\$0	\$9,596	0%	\$63,973	0%	\$63,973
Indirect Costs	\$0	\$0	100%	\$0	100%	\$0
Totals	\$190,277	\$269,339	70.65%	\$1,795,596	! 10.6%	\$1,605,319

Carryover Status

Fiscal Year	Allocation	Expenditures	Carryover Amount	Carryover %	Carryover Threshold %	Locked
2023-24	\$1,336,479	-\$268,840	\$1,336,479	! 100%	80%	-

Additional Comments

Kings Canyon Adult School has paid for ESL instructors, ASE instructors, classified staff and benefits for the employees. Textbooks, workbooks and various student and office materials were also purchased this quarter. Funds were also used for a full time teacher and CTE instructors through the Valley Regional Occupational Program.

Madera Community College
2023-24 Q1

Submitted by Shelly Conner

Approved by Allyson Adams

Object Code	Year to Date (YTD) Expenditure	YTD Forecast	% Expended of YTD Forecast	Project Budget	% Expended of Project Budget	Budget Remaining
1000 - Instructional Salaries	\$17,442	\$12,248	142.4%	\$61,242	28.48%	\$43,800
2000 - Non-Instructional Salaries	\$0	\$0	100%	\$0	100%	\$0
3000 - Employee Benefits	\$4,622	\$3,350	137.98%	\$16,749	27.6%	\$12,127
4000 - Supplies and Materials	\$31	\$6	500%	\$31	100%	\$0
5000 - Other Operating Expenses and Services	\$2,289	\$2,033	112.61%	\$10,163	22.52%	\$7,874
6000 - Capital Outlay	\$0	\$0	100%	\$0	100%	\$0
7000 - Other Outgo	\$0	\$0	100%	\$0	100%	\$0
Indirect Costs	\$1,219	\$882	138.24%	\$4,409	27.65%	\$3,190
Totals	\$25,603	\$18,519	138.25%	\$92,594	27.65%	\$66,991

Carryover Status

Fiscal Year	Allocation	Expenditures	Carryover Amount	Carryover %	Carryover Threshold %	Locked
2023-24	\$92,594	\$25,603	\$66,991	72.35%	80%	-

Additional Comments

We are continuing to expand our ESL program to include parent resource centers and other partnerships. Our part-time counselor has left his position, so we are seeking a new counselor but will possibly have some short-term cost savings that will be re-allocated for professional development for faculty


Madera Unified
2023-24 Q1

Submitted by Ara Keledjian

Approved by Allyson Adams

Object Code	Year to Date (YTD) Expenditure	YTD Forecast	% Expended of YTD Forecast	Project Budget	% Expended of Project Budget	Budget Remaining
1000 - Instructional Salaries	\$43,913	\$55,491	79.14%	\$292,056	15.04%	\$248,143
2000 - Non-Instructional Salaries	\$67,549	\$59,544	113.44%	\$313,392	21.55%	\$245,843
3000 - Employee Benefits	\$63,172	\$62,224	101.52%	\$327,495	19.29%	\$264,323
4000 - Supplies and Materials	\$1,101	\$20,623	5.34%	\$108,540	1.01%	\$107,439
5000 - Other Operating Expenses and Services	\$71,197	\$49,883	142.73%	\$262,540	27.12%	\$191,343
6000 - Capital Outlay	\$0	\$0	100%	\$0	100%	\$0
7000 - Other Outgo	\$0	\$0	100%	\$0	100%	\$0
Indirect Costs	\$0	\$12,388	0%	\$65,201	0%	\$65,201
Totals	\$246,932	\$260,153	94.92%	\$1,369,224	18.03%	\$1,122,292

Carryover Status

Fiscal Year	Allocation	Expenditures	Carryover Amount	Carryover %	Carryover Threshold %	Locked
2023-24	\$1,222,029	\$99,737	\$1,122,292	 91.84%	80%	-

Additional Comments

Madera Adult School has paid salary and benefits for instructors and classified staff, technology upgrades including a new color printer, and Airtame for all classrooms, which allows instructors to move freely assisting students as needed. We have also paid annual license fees for instructional programs including AZTEC, Lexia, and Certiport. Funds were also used to purchase materials and supplies for classrooms and the school office.

**Parlier Unified
2023-24 Q1**

Submitted by Dr. Jose Garza

Approved by Allyson Adams

Object Code	Year to Date (YTD) Expenditure	YTD Forecast	% Expended of YTD Forecast	Project Budget	% Expended of Project Budget	Budget Remaining
1000 - Instructional Salaries	\$0	\$138	0%	\$923	0%	\$923
2000 - Non-Instructional Salaries	\$0	\$0	100%	\$0	100%	\$0
3000 - Employee Benefits	\$0	\$0	100%	\$0	100%	\$0
4000 - Supplies and Materials	\$3,500	\$5,250	66.67%	\$35,000	10%	\$31,500
5000 - Other Operating Expenses and Services	\$1,190	\$6,346	18.75%	\$42,304	2.81%	\$41,114
6000 - Capital Outlay	\$0	\$0	100%	\$0	100%	\$0
7000 - Other Outgo	\$0	\$0	100%	\$0	100%	\$0
Indirect Costs	\$0	\$0	100%	\$0	100%	\$0
Totals	\$4,690	\$11,734	39.97%	\$78,227	! 6%	\$73,537

Carryover Status

Fiscal Year	Allocation	Expenditures	Carryover Amount	Carryover %	Carryover Threshold %	Locked
2023-24	\$78,227	\$4,690	\$73,537	! 94%	80%	-

Additional Comments

For Quarter 1, Parlier Adult school used \$3,500 for continued use of the ASAP student software system and \$1,190 for WASC membership dues.


**Reedley College
2023-24 Q1**

Submitted by Theresa Ervin

Approved by Allyson Adams

Object Code	Year to Date (YTD) Expenditure	YTD Forecast	% Expended of YTD Forecast	Project Budget	% Expended of Project Budget	Budget Remaining
1000 - Instructional Salaries	\$24,248	\$26,988	89.85%	\$107,952	22.46%	\$83,704
2000 - Non-Instructional Salaries	\$0	\$0	100%	\$0	100%	\$0
3000 - Employee Benefits	\$3,944	\$5,826	67.7%	\$23,304	16.92%	\$19,360
4000 - Supplies and Materials	\$0	\$638	0%	\$2,553	0%	\$2,553
5000 - Other Operating Expenses and Services	\$106	\$1,980	5.35%	\$7,920	1.34%	\$7,814
6000 - Capital Outlay	\$0	\$0	100%	\$0	100%	\$0
7000 - Other Outgo	\$0	\$0	100%	\$0	100%	\$0
Indirect Costs	\$1,415	\$1,772	79.88%	\$7,086	19.97%	\$5,671
Totals	\$29,713	\$37,204	79.87%	\$148,815	19.97%	\$119,102

Carryover Status

Fiscal Year	Allocation	Expenditures	Carryover Amount	Carryover %	Carryover Threshold %	Locked
2023-24	\$123,458	\$4,356	\$119,102	 96.47%	80%	-

Additional Comments

For the first quarter of 23-24, Reedley College Adult Ed focused on partnerships within the community. Presentations, enrollment/registration events, and meetings all focused on introducing Reedley College to adult students. With the implementation of the new Reedley College TRIO Educational Opportunities Center (RCEOC) grant, services to adult students in the service area will expand and solidify. Between July and September, Adult Ed Counselors conducted five presentations/workshops and connected with students at three schools. We continue to develop and streamline tracking and documenting interactions with new and potential students. Counselors work with students regularly to apply, enroll and complete Student Education Plans (SEPs). Lastly, the program is now utilizing social media to advertise the Reedley College non-credit courses and flyers are consistently shared with Adult School partners. People viewing the flyers are liking them on social media and individuals are reaching out to the program. Adult school partners are also sharing the non-credit course information on their social media.


**Sanger Unified
2023-24 Q1**

Submitted by Lori Hawkyard 3528991

Approved by Allyson Adams

Object Code	Year to Date (YTD) Expenditure	YTD Forecast	% Expended of YTD Forecast	Project Budget	% Expended of Project Budget	Budget Remaining
1000 - Instructional Salaries	\$74,105	\$98,491	75.24%	\$492,453	15.05%	\$418,348
2000 - Non-Instructional Salaries	\$10,878	\$13,465	80.79%	\$67,326	16.16%	\$56,448
3000 - Employee Benefits	\$36,334	\$43,876	82.81%	\$219,378	16.56%	\$183,044
4000 - Supplies and Materials	\$1,181	\$1,594	74.07%	\$7,972	14.81%	\$6,791
5000 - Other Operating Expenses and Services	\$31,030	\$22,787	136.17%	\$113,936	27.23%	\$82,906
6000 - Capital Outlay	\$0	\$2,400	0%	\$12,000	0%	\$12,000
7000 - Other Outgo	\$0	\$0	100%	\$0	100%	\$0
Indirect Costs	\$0	\$7,152	0%	\$35,761	0%	\$35,761
Totals	\$153,528	\$189,765	80.9%	\$948,826	16.18%	\$795,298

Carryover Status

Fiscal Year	Allocation	Expenditures	Carryover Amount	Carryover %	Carryover Threshold %	Locked
2023-24	\$948,826	\$153,528	\$795,298	 83.82%	80%	-

Additional Comments

ESL, High School Diploma, CTE and Workforce (Re)entry Courses are underway for the 2023-24 school year. CAEP funds are used for supplies, services and salaries to support student success at our school.


Selma Unified
2023-24 Q1

Submitted by Rosa Baly

Approved by Allyson Adams

Object Code	Year to Date (YTD) Expenditure	YTD Forecast	% Expended of YTD Forecast	Project Budget	% Expended of Project Budget	Budget Remaining
1000 - Instructional Salaries	\$14,661	\$69,645	21.05%	\$278,580	5.26%	\$263,919
2000 - Non-Instructional Salaries	\$49,925	\$40,950	121.92%	\$163,800	30.48%	\$113,875
3000 - Employee Benefits	\$28,700	\$26,108	109.93%	\$104,430	27.48%	\$75,730
4000 - Supplies and Materials	\$2,079	\$2,301	90.37%	\$9,202	22.59%	\$7,123
5000 - Other Operating Expenses and Services	\$11,029	\$19,750	55.84%	\$79,000	13.96%	\$67,971
6000 - Capital Outlay	\$0	\$0	100%	\$0	100%	\$0
7000 - Other Outgo	\$0	\$0	100%	\$0	100%	\$0
Indirect Costs	\$0	\$0	100%	\$0	100%	\$0
Totals	\$106,394	\$158,753	67.02%	\$635,012	16.75%	\$528,618

Carryover Status

Fiscal Year	Allocation	Expenditures	Carryover Amount	Carryover %	Carryover Threshold %	Locked
2023-24	\$635,012	\$106,394	\$528,618	 83.25%	80%	-

Additional Comments

First quarter expenditures reflect cost of instructors for AISP teachers as well as administrative costs. Materials and supplies purchased for classroom instruction for AISP, ESL, and Workforce as well as access codes for Reedley College fall courses. VROP courses offered this fall include: Instructional Aide, CNA and EMT.

Sierra Unified
2023-24 Q1

Submitted by Janelle Bryson

Approved by Allyson Adams

Object Code	Year to Date (YTD) Expenditure	YTD Forecast	% Expended of YTD Forecast	Project Budget	% Expended of Project Budget	Budget Remaining
1000 - Instructional Salaries	\$11,239	\$16,869	66.63%	\$112,460	9.99%	\$101,221
2000 - Non-Instructional Salaries	\$4,132	\$4,500	91.82%	\$30,000	13.77%	\$25,868
3000 - Employee Benefits	\$4,767	\$6,850	69.6%	\$45,664	10.44%	\$40,897
4000 - Supplies and Materials	\$11,782	\$5,400	218.19%	\$36,000	32.73%	\$24,218
5000 - Other Operating Expenses and Services	\$468	\$1,050	44.57%	\$7,000	6.69%	\$6,532
6000 - Capital Outlay	\$0	\$0	100%	\$0	100%	\$0
7000 - Other Outgo	\$0	\$0	100%	\$0	100%	\$0
Indirect Costs	\$0	\$1,735	0%	\$11,567	0%	\$11,567
Totals	\$32,388	\$36,404	88.97%	\$242,691	! 13.35%	\$210,303

Carryover Status

Fiscal Year	Allocation	Expenditures	Carryover Amount	Carryover %	Carryover Threshold %	Locked
2023-24	\$167,983	-\$42,320	\$167,983	! 100%	80%	-

Additional Comments

Sierra Adult Schools will update technology and hotspot access to students enrolled. In addition, funds will be spent on office materials/supplies and two CTE teachers for the Fall semester.

**State Center CCD
2023-24 Q1**

Submitted by Allyson Adams

Approved by Allyson Adams

Object Code	Year to Date (YTD) Expenditure	YTD Forecast	% Expended of YTD Forecast	Project Budget	% Expended of Project Budget	Budget Remaining
1000 - Instructional Salaries	\$0	\$0	100%	\$0	100%	\$0
2000 - Non-Instructional Salaries	\$0	\$0	100%	\$0	100%	\$0
3000 - Employee Benefits	\$0	\$0	100%	\$0	100%	\$0
4000 - Supplies and Materials	\$691	\$1,250	55.28%	\$5,000	13.82%	\$4,309
5000 - Other Operating Expenses and Services	\$72,533	\$454,998	15.94%	\$1,819,993	3.99%	\$1,747,460
6000 - Capital Outlay	\$0	\$3,750	0%	\$15,000	0%	\$15,000
7000 - Other Outgo	\$0	\$0	100%	\$0	100%	\$0
Indirect Costs	\$63	\$937	6.72%	\$3,749	1.68%	\$3,686
Totals	\$73,287	\$460,936	15.9%	\$1,843,742	! 3.97%	\$1,770,455

Carryover Status

Fiscal Year	Allocation	Expenditures	Carryover Amount	Carryover %	Carryover Threshold %	Locked
2023-24	\$1,308,051	-\$462,404	\$1,308,051	! 100%	80%	-

Additional Comments

Q1 CAEP funds were used for consortium office operating costs including supplies, conference travel, mileage, and events and workshops.


**Valley ROP
2023-24 Q1**

Submitted by Dora Alvarado

Approved by Allyson Adams

Object Code	Year to Date (YTD) Expenditure	YTD Forecast	% Expended of YTD Forecast	Project Budget	% Expended of Project Budget	Budget Remaining
1000 - Instructional Salaries	\$4,840	\$3,581	135.14%	\$35,814	13.51%	\$30,974
2000 - Non-Instructional Salaries	\$5,406	\$2,894	186.8%	\$28,940	18.68%	\$23,534
3000 - Employee Benefits	\$3,984	\$3,273	121.71%	\$32,734	12.17%	\$28,750
4000 - Supplies and Materials	\$8,900	\$1,130	787.75%	\$11,298	78.78%	\$2,398
5000 - Other Operating Expenses and Services	\$785	\$204	384.8%	\$2,040	38.48%	\$1,255
6000 - Capital Outlay	\$0	\$3,000	0%	\$30,000	0%	\$30,000
7000 - Other Outgo	\$0	\$0	100%	\$0	100%	\$0
Indirect Costs	\$0	\$0	100%	\$0	100%	\$0
Totals	\$23,915	\$14,083	169.82%	\$140,826	16.98%	\$116,911

Carryover Status

Fiscal Year	Allocation	Expenditures	Carryover Amount	Carryover %	Carryover Threshold %	Locked
2023-24	\$140,758	\$23,847	\$116,911	 83.06%	80%	-

Additional Comments


The Capital Outlay will be submitted in the Spring Semester to be approved and will use K12 SWP to augment the Capital Outlay purchase. Classes and Instruction programs all ran at 100% with all the services being provided.

Washington Unified
2023-24 Q1

Submitted by Grant Thor
Approved by Allyson Adams

Object Code	Year to Date (YTD) Expenditure	YTD Forecast	% Expended of YTD Forecast	Project Budget	% Expended of Project Budget	Budget Remaining
1000 - Instructional Salaries	\$8,772	\$14,400	60.92%	\$72,000	12.18%	\$63,228
2000 - Non-Instructional Salaries	\$0	\$1,000	0%	\$5,000	0%	\$5,000
3000 - Employee Benefits	\$3,301	\$4,800	68.77%	\$24,000	13.75%	\$20,699
4000 - Supplies and Materials	\$0	\$1,000	0%	\$5,000	0%	\$5,000
5000 - Other Operating Expenses and Services	\$21,382	\$6,005	356.06%	\$30,026	71.21%	\$8,644
6000 - Capital Outlay	\$0	\$0	100%	\$0	100%	\$0
7000 - Other Outgo	\$0	\$0	100%	\$0	100%	\$0
Indirect Costs	\$0	\$0	100%	\$0	100%	\$0
Totals	\$33,455	\$27,205	122.97%	\$136,026	24.59%	\$102,571

Carryover Status

Fiscal Year	Allocation	Expenditures	Carryover Amount	Carryover %	Carryover Threshold %	Locked
2023-24	\$112,604	\$10,033	\$102,571	 91.09%	80%	-

Additional Comments

We currently have our Adult Diploma Completion Program that is the bulk of our Budget/Spending. We recently added Security Officer Training and in January we start Adult ESL.

Yosemite Unified
2023-24 Q1

Submitted by Stephanie Osowski

Approved by Allyson Adams

Object Code	Year to Date (YTD) Expenditure	YTD Forecast	% Expended of YTD Forecast	Project Budget	% Expended of Project Budget	Budget Remaining
1000 - Instructional Salaries	\$46,068	\$61,500	74.91%	\$246,000	18.73%	\$199,932
2000 - Non-Instructional Salaries	\$7,149	\$7,543	94.78%	\$30,170	23.7%	\$23,021
3000 - Employee Benefits	\$17,348	\$23,000	75.43%	\$92,000	18.86%	\$74,652
4000 - Supplies and Materials	\$0	\$4,572	0%	\$18,286	0%	\$18,286
5000 - Other Operating Expenses and Services	\$5,221	\$4,572	114.21%	\$18,286	28.55%	\$13,065
6000 - Capital Outlay	\$0	\$0	100%	\$0	100%	\$0
7000 - Other Outgo	\$0	\$0	100%	\$0	100%	\$0
Indirect Costs	\$0	\$5,059	0%	\$20,237	0%	\$20,237
Totals	\$75,786	\$106,245	71.33%	\$424,979	17.83%	\$349,193

Carryover Status

Fiscal Year	Allocation	Expenditures	Carryover Amount	Carryover %	Carryover Threshold %	Locked
2023-24	\$391,345	\$42,152	\$349,193	! 89.23%	80%	-

Additional Comments

Expenditures:

Salary and benefits for employees and administration

Classroom supplies in support of programs (ABE, ELD, Wildland Fire)



California Community Colleges



2024 © California Community Colleges
NOVA Site Version: 6.5.20