


64 State Center Adult Education Consortium

Consortium Summary | Total Expenditures: \$4,392,077 Total Allocation: \$18,459,655 Total Carryover: \$14,067,578 (76.21%) Carryover Compliance 

Caruthers Unified 2023-24 Q2

Submitted by Debra Haney

Approved by Andy Dunn

Object Code	Year to Date (YTD) Expenditure	YTD Forecast	% Expended of YTD Forecast	Project Budget	% Expended of Project Budget	Budget Remaining
1000 - Instructional Salaries	\$47,090	\$48,664	96.77%	\$97,328	48.38%	\$50,238
2000 - Non-Instructional Salaries	\$4,443	\$4,887	90.91%	\$9,774	45.46%	\$5,331
3000 - Employee Benefits	\$21,588	\$23,408	92.22%	\$46,816	46.11%	\$25,228
4000 - Supplies and Materials	\$202	\$1,223	16.52%	\$2,446	8.26%	\$2,244
5000 - Other Operating Expenses and Services	\$20,850	\$10,425	200%	\$20,850	100%	\$0
6000 - Capital Outlay	\$0	\$0	100%	\$0	100%	\$0
7000 - Other Outgo	\$0	\$0	100%	\$0	100%	\$0
Indirect Costs	\$0	\$0	100%	\$0	100%	\$0
Totals	\$94,173	\$88,607	106.28%	\$177,214	53.14%	\$83,041

Member Carryover Compliance Status

Description: The Member Carryover Compliance Status table shows how the member's spending is tracking against the allocations for the displayed fiscal year(s) based on expenditures entered as of the time of viewing.

Expenditures: A negative value indicates that current fiscal year spending has not begun, as there are still unused funds from previous fiscal years.

Carryover Amount & Carryover %: If current fiscal year spending has not yet begun (a negative Expenditures amount), Carryover Amount will remain equal to Allocation and Carryover % will remain 100%.

Fiscal Year	Allocation	Expenditures	Carryover Amount	Carryover %	Carryover Threshold %	Locked
2023-24	\$177,213	\$94,172	\$83,041	46.86%	60%	-

Additional Comments

The District provided ESL/ELL and ASE classes during the second quarter of the 23-24 school year.

Allocation Year 2021-22 Closeout

I have reviewed the fiscal reports for my agency and confirmed that all funds for this allocation year have been spent.

2021-22 Reverted Funds:

\$0

**Central Unified
2023-24 Q2**

Submitted by Edward Robinson

Approved by Andy Dunn

Object Code	Year to Date (YTD) Expenditure	YTD Forecast	% Expended of YTD Forecast	Project Budget	% Expended of Project Budget	Budget Remaining
1000 - Instructional Salaries	\$136,043	\$201,743	67.43%	\$420,298	32.37%	\$284,255
2000 - Non-Instructional Salaries	\$133,350	\$120,063	111.07%	\$250,132	53.31%	\$116,782
3000 - Employee Benefits	\$103,369	\$115,271	89.67%	\$240,148	43.04%	\$136,779
4000 - Supplies and Materials	\$9,135	\$86,464	10.57%	\$180,134	5.07%	\$170,999
5000 - Other Operating Expenses and Services	\$56,642	\$107,560	52.66%	\$224,083	25.28%	\$167,441
6000 - Capital Outlay	\$0	\$34,399	0%	\$71,665	0%	\$71,665
7000 - Other Outgo	\$0	\$0	100%	\$0	100%	\$0
Indirect Costs	\$0	\$33,276	0%	\$69,325	0%	\$69,325
Totals	\$438,539	\$698,777	62.76%	\$1,455,785	30.12%	\$1,017,246

Member Carryover Compliance Status

Description: The Member Carryover Compliance Status table shows how the member's spending is tracking against the allocations for the displayed fiscal year(s) based on expenditures entered as of the time of viewing.

Expenditures: A negative value indicates that current fiscal year spending has not begun, as there are still unused funds from

previous fiscal years.

Carryover Amount & Carryover %: If current fiscal year spending has not yet begun (a negative Expenditures amount), Carryover Amount will remain equal to Allocation and Carryover % will remain 100%.

Fiscal Year	Allocation	Expenditures	Carryover Amount	Carryover %	Carryover Threshold %	Locked
2023-24	\$1,063,276	\$46,030	\$1,017,246	 95.67%	60%	-

Corrective Action Plan *

Central Adult School has plans to make some significant purchases to strengthen and make improvements in various areas for our adult school. Some of these purchases that our CAEP funding will support are new furniture to include new teacher desks, new work stations for support staff, chairs for reception area, new chairs for conference table, and tables for our community partners and students. Additional planned purchases include marketing supplies and materials, a large outdoor storage unit/sea train, new networking infrastructure and student computers for three classrooms, and the necessary funding to support revitalizing our N.A.T.P. program to include materials and supplies along with the cost to fund the working hours of two nursing teachers and a nursing director.

Additional Comments

Central Adult School hired two new teachers during the 2nd Quarter to support our evening class offerings. One new teacher is teaching an ESL class and the other new teacher is teaching a GED class. We also helped create and began hosting and implementing a new series of Digital Literacy courses via of our partnership with Fresno City College, CSU Fresno, and Fresno County Public Library. Central Adult School has maintained a full compliment of instructional aides throughout the 2023-2024 school year thus far. The student enrollment has increased in our newly developed ESL class at Biola Elementary School, as well as our newly created Beginning Computers class

Allocation Year 2021-22 Closeout

I have reviewed the fiscal reports for my agency and confirmed that all funds for this allocation year have been spent.

2021-22 Reverted Funds:

\$0

**Chawanakee Unified
2023-24 Q2**

Submitted by Kristi DeBernardi
Approved by Andy Dunn

Object Code	Year to Date (YTD) Expenditure	YTD Forecast	% Expended of YTD Forecast	Project Budget	% Expended of Project Budget	Budget Remaining
1000 - Instructional Salaries	\$18,385	\$19,399	94.77%	\$38,798	47.39%	\$20,413
2000 - Non-Instructional Salaries	\$2,695	\$2,821	95.55%	\$5,641	47.78%	\$2,946
3000 - Employee Benefits	\$6,811	\$8,112	83.97%	\$16,223	41.98%	\$9,412
4000 - Supplies and Materials	\$0	\$6,250	0%	\$12,500	0%	\$12,500
5000 - Other Operating Expenses and Services	\$1,795	\$28,555	6.29%	\$57,109	3.14%	\$55,314
6000 - Capital Outlay	\$0	\$0	100%	\$0	100%	\$0
7000 - Other Outgo	\$0	\$0	100%	\$0	100%	\$0
Indirect Costs	\$0	\$3,165	0%	\$6,330	0%	\$6,330
Totals	\$29,686	\$68,301	43.46%	\$136,601	21.73%	\$106,915

Member Carryover Compliance Status

Description: The Member Carryover Compliance Status table shows how the member's spending is tracking against the allocations for the displayed fiscal year(s) based on expenditures entered as of the time of viewing.

Expenditures: A negative value indicates that current fiscal year spending has not begun, as there are still unused funds from previous fiscal years.

Carryover Amount & Carryover %: If current fiscal year spending has not yet begun (a negative Expenditures amount), Carryover Amount will remain equal to Allocation and Carryover % will remain 100%.

Fiscal Year	Allocation	Expenditures	Carryover Amount	Carryover %	Carryover Threshold %	Locked
2023-24	\$136,601	\$29,686	\$106,915	78.27%	60%	-

Corrective Action Plan *

Chawanakee Adult school plans to host a Wild land Fire Class in March. Funds will be spent on supplies for this course. The remainder of the balance not encumbered for the 23-24 school year will be returned to the consortium.

Additional Comments

This quarters expenses include the salary for the .5 FTE and office supplies for the North Fork site as well as advertising expenses. The goal has been to spread awareness of the rural program in the O'Neal, Coarsegold and North Fork areas to increase enrollment.

Allocation Year 2021-22 Closeout

I have reviewed the fiscal reports for my agency and confirmed that all funds for this allocation year have been spent.

2021-22 Reverted Funds:

\$0

**Clovis Community College
2023-24 Q2**

Submitted by Emilee Slater Clovis Community College

Approved by Andy Dunn


Object Code	Year to Date (YTD) Expenditure	YTD Forecast	% Expended of YTD Forecast	Project Budget	% Expended of Project Budget	Budget Remaining
1000 - Instructional Salaries	\$3,534	\$4,241	83.33%	\$14,136	25%	\$10,602
2000 - Non-Instructional Salaries	\$18,428	\$22,999	80.12%	\$76,664	24.04%	\$58,236
3000 - Employee Benefits	\$7,094	\$8,994	78.87%	\$29,980	23.66%	\$22,886
4000 - Supplies and Materials	\$476	\$600	79.33%	\$2,000	23.8%	\$1,524
5000 - Other Operating Expenses and Services	\$60,520	\$44,048	137.4%	\$146,827	41.22%	\$86,307
6000 - Capital Outlay	\$0	\$2,157	0%	\$7,189	0%	\$7,189
7000 - Other Outgo	\$2,832	\$1,500	188.8%	\$5,000	56.64%	\$2,168
Indirect Costs	\$4,644	\$4,227	109.87%	\$14,089	32.96%	\$9,445
Totals	\$97,528	\$88,766	109.87%	\$295,885	32.96%	\$198,357

Member Carryover Compliance Status

Description: The Member Carryover Compliance Status table shows how the member's spending is tracking against the allocations for the displayed fiscal year(s) based on expenditures entered as of the time of viewing.

Expenditures: A negative value indicates that current fiscal year spending has not begun, as there are still unused funds from previous fiscal years.

Carryover Amount & Carryover %: If current fiscal year spending has not yet begun (a negative Expenditures amount), Carryover Amount will remain equal to Allocation and Carryover % will remain 100%.

Fiscal Year	Allocation	Expenditures	Carryover Amount	Carryover %	Carryover Threshold %	Locked
2023-24	\$123,458	-\$74,899	\$123,458	 100%	60%	-

Corrective Action Plan *

Clovis is working on marketing campaigns including an electronic billboard to increase enrollment among adult learners. A number of expenses will go towards the carryover amount to prepare for the launch of the three ESL courses this fall including marketing costs and instructional materials. Clovis is also looking to hire either a FT counselor or counselor/coordinator focused on adult education with the goal of starting in FA24.

Additional Comments

Clovis continues to partner with our adult schools. Extra focus has been given by our outreach staff and adult school ambassador to dual enrollment courses taught at the adult school. A campus tour for Clovis Adult is planned for May 1st as part of our Spring Extravaganza event.

Allocation Year 2021-22 Closeout

I have reviewed the fiscal reports for my agency and confirmed that all funds for this allocation year have been spent.

2021-22 Reverted Funds:

\$0

Clovis Unified
2023-24 Q2

Submitted by Marci Panoo

Approved by Andy Dunn

Object Code	Year to Date (YTD) Expenditure	YTD Forecast	% Expended of YTD Forecast	Project Budget	% Expended of Project Budget	Budget Remaining
1000 - Instructional Salaries	\$615,654	\$696,483	88.39%	\$1,392,965	44.2%	\$777,311
2000 - Non-Instructional Salaries	\$86,513	\$93,383	92.64%	\$186,765	46.32%	\$100,252
3000 - Employee Benefits	\$250,765	\$332,466	75.43%	\$664,932	37.71%	\$414,167
4000 - Supplies and Materials	\$203,105	\$205,000	99.08%	\$410,000	49.54%	\$206,895
5000 - Other Operating Expenses and Services	\$95,546	\$114,525	83.43%	\$229,050	41.71%	\$133,504
6000 - Capital Outlay	\$0	\$0	100%	\$0	100%	\$0
7000 - Other Outgo	\$0	\$0	100%	\$0	100%	\$0
Indirect Costs	\$0	\$59,837	0%	\$119,674	0%	\$119,674
Totals	\$1,251,583	\$1,501,693	83.34%	\$3,003,386	41.67%	\$1,751,803

Member Carryover Compliance Status

Description: The Member Carryover Compliance Status table shows how the member's spending is tracking against the allocations for the displayed fiscal year(s) based on expenditures entered as of the time of viewing.

Expenditures: A negative value indicates that current fiscal year spending has not begun, as there are still unused funds from previous fiscal years.

Carryover Amount & Carryover %: If current fiscal year spending has not yet begun (a negative Expenditures amount), Carryover Amount will remain equal to Allocation and Carryover % will remain 100%.

Fiscal Year	Allocation	Expenditures	Carryover Amount	Carryover %	Carryover Threshold %	Locked
2023-24	\$3,003,386	\$1,251,583	\$1,751,803	58.33%	60%	-

Additional Comments

Clovis Adult Education(CAE) anticipates spending its allocated CAEP funds in their entirety, guided by its Annual Plan and aligned to the 3-year Consortium Plan. The State's CAEP allocation funds the annual plan and the Consortium's goals of increasing education services and job training to meet the region's needs in Elementary/Secondary Basic Skills, English as a Second Language, Adults with Disabilities, and Career and Technical Education. CAE's primary activities and goals are to increase Academic/ESL benchmarks and level promotion, increase the high school diploma and GED graduate numbers, improve CTE graduation and state nursing licensure, and job placement rates. Focus on marketing and promoting CAE programs, and develop and promote pathways to Community College and CAE's CTE programs from ESL, HSD, and CUSD K-12 programs.

Allocation Year 2021-22 Closeout

I have reviewed the fiscal reports for my agency and confirmed that all funds for this allocation year have been spent.

2021-22 Reverted Funds:

\$0

Dinuba Unified 2023-24 Q2

Submitted by James Carrillo

Approved by Andy Dunn


Object Code	Year to Date (YTD) Expenditure	YTD Forecast	% Expended of YTD Forecast	Project Budget	% Expended of Project Budget	Budget Remaining
1000 - Instructional Salaries	\$40,442	\$73,185	55.26%	\$146,369	27.63%	\$105,927
2000 - Non-Instructional Salaries	\$19,182	\$20,798	92.23%	\$41,595	46.12%	\$22,413
3000 - Employee Benefits	\$24,249	\$42,018	57.71%	\$84,035	28.86%	\$59,786
4000 - Supplies and Materials	\$19,140	\$26,613	71.92%	\$53,226	35.96%	\$34,086
5000 - Other Operating Expenses and Services	\$96,643	\$76,500	126.33%	\$153,000	63.17%	\$56,357
6000 - Capital Outlay	\$0	\$0	100%	\$0	100%	\$0
7000 - Other Outgo	\$0	\$0	100%	\$0	100%	\$0
Indirect Costs	\$0	\$11,905	0%	\$23,809	0%	\$23,809
Totals	\$199,656	\$251,017	79.54%	\$502,034	39.77%	\$302,378

Member Carryover Compliance Status

Description: The Member Carryover Compliance Status table shows how the member's spending is tracking against the allocations for the displayed fiscal year(s) based on expenditures entered as of the time of viewing.

Expenditures: A negative value indicates that current fiscal year spending has not begun, as there are still unused funds from previous fiscal years.

Carryover Amount & Carryover %: If current fiscal year spending has not yet begun (a negative Expenditures amount), Carryover Amount will remain equal to Allocation and Carryover % will remain 100%.

Fiscal Year	Allocation	Expenditures	Carryover Amount	Carryover %	Carryover Threshold %	Locked
2023-24	\$316,345	\$13,967	\$302,378	 95.58%	60%	-

Corrective Action Plan *

Dinuba Adult School has hired an teachers to teach ESL 2 days per week. Dinuba Adult School is also in the process of purchasing equipment and material to assist with promoting and rebranding the adult school program within the community. Dinuba Adult School is also in the process of purchasing new curriculum (Burlington) for the ESL Class as well as new technology to support the transition to digital learning.

Additional Comments

Dinuba Adult School continues to offer a High School Diploma program. In addition, we are currently offering a CTE course for EMT as well as Welding. Most of our expenses come from teacher and staff salaries, curriculum, and supplies. Plans to spend finances this quarter include: upgrade technology for the adults enrolled in the program, hire an ESL Teacher for the Spring semester of the 2023-2024 school year, Update ESL Curriculum (Burlington) and expand the CTE Course offerings.

Allocation Year 2021-22 Closeout

I have reviewed the fiscal reports for my agency and confirmed that all funds for this allocation year have been spent.

2021-22 Reverted Funds:

\$0

Fresno City College

2023-24 Q2

Submitted by Donna Cooper Ed.D.

Approved by Andy Dunn

Object Code	Year to Date (YTD) Expenditure	YTD Forecast	% Expended of YTD Forecast	Project Budget	% Expended of Project Budget	Budget Remaining
1000 - Instructional Salaries	\$96,583	\$96,726	99.85%	\$241,815	39.94%	\$145,232
2000 - Non-Instructional Salaries	\$0	\$0	100%	\$0	100%	\$0
3000 - Employee Benefits	\$22,717	\$33,706	67.4%	\$84,266	26.96%	\$61,549
4000 - Supplies and Materials	\$1,465	\$3,248	45.11%	\$8,119	18.04%	\$6,654
5000 - Other Operating Expenses and Services	\$12,828	\$63,087	20.33%	\$157,718	8.13%	\$144,890
6000 - Capital Outlay	\$0	\$24,000	0%	\$60,000	0%	\$60,000
7000 - Other Outgo	\$0	\$0	100%	\$0	100%	\$0
Indirect Costs	\$6,680	\$11,033	60.54%	\$27,583	24.22%	\$20,903
Totals	\$140,273	\$231,800	60.51%	\$579,501	24.21%	\$439,228

Member Carryover Compliance Status

Description: The Member Carryover Compliance Status table shows how the member's spending is tracking against the allocations for the displayed fiscal year(s) based on expenditures entered as of the time of viewing.

Expenditures: A negative value indicates that current fiscal year spending has not begun, as there are still unused funds from previous fiscal years.

Carryover Amount & Carryover %: If current fiscal year spending has not yet begun (a negative Expenditures amount), Carryover Amount will remain equal to Allocation and Carryover % will remain 100%.

Fiscal Year	Allocation	Expenditures	Carryover Amount	Carryover %	Carryover Threshold %	Locked
2023-24	\$277,781	-\$161,447	\$277,781	100%	60%	-

Corrective Action Plan *

FCC has a high carryover at this time due to how we have traditionally spent the spending over the two year cycle. We are working on increasing our spending for the remainder of this year to meet the required carryover threshold. 1. Hiring of a FT Counselor is almost complete. The new hire will start in early March 2024 2. Increase the hours of the 3 PT counselors to 30 per week for the remainder of the fiscal year to assist with transitions and increased community partners. 3. Increase purchase of AZTEC seats to meet the growing demands of our HiSet program. 4. Work with our noncredit programs on campus and our sub-region partners to identify any fiscal needs that we can assist with. 5. Identify replacements needed for laptops and other instructional materials.

Additional Comments

FCC works closely with our Adult School partners to improve transitions to the college as well as providing noncredit to credit pathways for adult learners. We are also working CSUF to increase the number of ESL instructors in the region. Our HiSet

program is growing as well as the number of community partnerships where we offer ESL and other noncredit programs at their locations.

Allocation Year 2021-22 Closeout

I have reviewed the fiscal reports for my agency and confirmed that all funds for this allocation year have been spent.

2021-22 Reverted Funds:

\$0

Fresno Co. Office of Education 2023-24 Q2

Submitted by Phillip Menchaca

Approved by Andy Dunn


Object Code	Year to Date (YTD) Expenditure	YTD Forecast	% Expended of YTD Forecast	Project Budget	% Expended of Project Budget	Budget Remaining
1000 - Instructional Salaries	\$29,826	\$15,259	195.47%	\$50,862	58.64%	\$21,036
2000 - Non-Instructional Salaries	\$0	\$0	100%	\$0	100%	\$0
3000 - Employee Benefits	\$12,298	\$5,127	239.85%	\$17,091	71.96%	\$4,793
4000 - Supplies and Materials	\$27	\$13,079	0.21%	\$43,598	0.06%	\$43,571
5000 - Other Operating Expenses and Services	\$0	\$33,125	0%	\$110,417	0%	\$110,417
6000 - Capital Outlay	\$0	\$0	100%	\$0	100%	\$0
7000 - Other Outgo	\$0	\$0	100%	\$0	100%	\$0
Indirect Costs	\$0	\$3,329	0%	\$11,098	0%	\$11,098
Totals	\$42,151	\$69,920	60.28%	\$233,066	18.09%	\$190,915

Member Carryover Compliance Status

Description: The Member Carryover Compliance Status table shows how the member's spending is tracking against the allocations for the displayed fiscal year(s) based on expenditures entered as of the time of viewing.

Expenditures: A negative value indicates that current fiscal year spending has not begun, as there are still unused funds from previous fiscal years.

Carryover Amount & Carryover %: If current fiscal year spending has not yet begun (a negative Expenditures amount), Carryover Amount will remain equal to Allocation and Carryover % will remain 100%.

Fiscal Year	Allocation	Expenditures	Carryover Amount	Carryover %	Carryover Threshold %	Locked
2023-24	\$225,208	\$34,293	\$190,915	 84.77%	60%	-

Corrective Action Plan *

We will maintain our course to meet our annual plan objectives. We will reevaluate our plan as we go to ensure that our allocations are being used effectively and in a timely manner. We will continue to expand our program offerings to ensure that we use our funds as intended.

Additional Comments

The school will continue to provide tutoring services to support identified ESL students and literacy support to ESL students. The literacy support teacher will collaborate and provide professional learning opportunities for other teachers to support ESL students on a larger scale.

Allocation Year 2021-22 Closeout

I have reviewed the fiscal reports for my agency and confirmed that all funds for this allocation year have been spent.

2021-22 Reverted Funds:

\$0

Fresno Unified
2023-24 Q2

Submitted by Mai Her

Approved by Andy Dunn


Object Code	Year to Date (YTD) Expenditure	YTD Forecast	% Expended of YTD Forecast	Project Budget	% Expended of Project Budget	Budget Remaining
1000 - Instructional Salaries	\$1,070,817	\$925,814	115.66%	\$2,314,534	46.26%	\$1,243,717
2000 - Non-Instructional Salaries	\$587,118	\$477,518	122.95%	\$1,193,796	49.18%	\$606,678
3000 - Employee Benefits	\$758,371	\$859,563	88.23%	\$2,148,907	35.29%	\$1,390,536
4000 - Supplies and Materials	\$58,492	\$499,048	11.72%	\$1,247,620	4.69%	\$1,189,128
5000 - Other Operating Expenses and Services	\$203,046	\$200,000	101.52%	\$500,000	40.61%	\$296,954
6000 - Capital Outlay	\$16,170	\$64,000	25.27%	\$160,000	10.11%	\$143,830
7000 - Other Outgo	\$0	\$0	100%	\$0	100%	\$0
Indirect Costs	\$82,478	\$91,228	90.41%	\$228,070	36.16%	\$145,592
Totals	\$2,776,492	\$3,117,171	89.07%	\$7,792,927	35.63%	\$5,016,435

Member Carryover Compliance Status

Description: The Member Carryover Compliance Status table shows how the member's spending is tracking against the allocations for the displayed fiscal year(s) based on expenditures entered as of the time of viewing.

Expenditures: A negative value indicates that current fiscal year spending has not begun, as there are still unused funds from previous fiscal years.

Carryover Amount & Carryover %: If current fiscal year spending has not yet begun (a negative Expenditures amount), Carryover Amount will remain equal to Allocation and Carryover % will remain 100%.

Fiscal Year	Allocation	Expenditures	Carryover Amount	Carryover %	Carryover Threshold %	Locked
2023-24	\$6,464,571	\$1,448,136	\$5,016,435	 77.6%	60%	-

Corrective Action Plan *

Fresno Adult School is strategically allocating carryover funds for key initiatives. Our plan includes elevating marketing endeavors across all program areas and procuring enrollment banners to promote our diverse programs effectively. Furthermore, we are seeking approval to enhance the learning environment for our adult students by purchasing and updating classroom furniture and whiteboards, with an estimated budget of \$729,000.00. These endeavors are designed to optimize our educational offerings and will responsibly utilize a significant portion of our CAEP carryover fund balance.

Additional Comments

Employed CAEP funds to support Certificated and Classified salaries, along with employee benefits. This allocation also incorporates funding for instructional materials, textbooks, curriculum, supplemental teaching materials, and supplies,

including technology, to enrich student learning comprehensively. Operating expenses extend to cover professional development opportunities for both Certificated and Classified staff, marketing initiatives, and professional service contracts.

Allocation Year 2021-22 Closeout

I have reviewed the fiscal reports for my agency and confirmed that all funds for this allocation year have been spent.


2021-22 Reverted Funds:

\$0

Golden Valley Unified 2023-24 Q2

Submitted by Rick Diaz

Approved by Andy Dunn


Object Code	Year to Date (YTD) Expenditure	YTD Forecast	% Expended of YTD Forecast	Project Budget	% Expended of Project Budget	Budget Remaining
1000 - Instructional Salaries	\$6,931	\$68,071	10.18%	\$136,141	5.09%	\$129,210
2000 - Non-Instructional Salaries	\$4,914	\$4,000	122.85%	\$8,000	61.43%	\$3,086
3000 - Employee Benefits	\$3,830	\$17,000	22.53%	\$34,000	11.26%	\$30,170
4000 - Supplies and Materials	\$739	\$20,000	3.7%	\$40,000	1.85%	\$39,261
5000 - Other Operating Expenses and Services	\$27,218	\$15,000	181.45%	\$30,000	90.73%	\$2,782
6000 - Capital Outlay	\$0	\$0	100%	\$0	100%	\$0
7000 - Other Outgo	\$0	\$0	100%	\$0	100%	\$0
Indirect Costs	\$0	\$6,204	0%	\$12,407	0%	\$12,407
Totals	\$43,632	\$130,274	33.49%	\$260,548	 16.75%	\$216,916

Member Carryover Compliance Status

Description: The Member Carryover Compliance Status table shows how the member's spending is tracking against the allocations for the displayed fiscal year(s) based on expenditures entered as of the time of viewing.

Expenditures: A negative value indicates that current fiscal year spending has not begun, as there are still unused funds from previous fiscal years.

Carryover Amount & Carryover %: If current fiscal year spending has not yet begun (a negative Expenditures amount), Carryover Amount will remain equal to Allocation and Carryover % will remain 100%.

Fiscal Year	Allocation	Expenditures	Carryover Amount	Carryover %	Carryover Threshold %	Locked
2023-24	\$114,450	-\$102,466	\$114,450	 100%	60%	-

Corrective Action Plan *

The excess carryover for the current year has not been spent due to a drop in our ESL class student enrollment. In addition, the order for our marketing, school/building identifiers, and branding has been placed and the invoice is currently pending. Furthermore, two CPR/First-Aid classes will still be offered during the current school year. Another consideration is starting new classes related to career education, development, and/or certification.

Additional Comments

Golden Valley Adult School has paid for a percentage of salaries/benefits for the High School Diploma teacher, an ESL instructor, Child care provider (ESL class), an academic counselor, administration, and classified staff. Funds were also used for additional offerings of the CPR/First-aid class (supplies, instructor, and additional staff assistance). Online curriculum, student materials, and office supplies were purchased this quarter.

Allocation Year 2021-22 Closeout

I have reviewed the fiscal reports for my agency and confirmed that all funds for this allocation year have been spent.

2021-22 Reverted Funds:

\$0

Kings Canyon Joint Unified
2023-24 Q2

Submitted by Tim Cowdrey

Approved by Andy Dunn

Object Code	Year to Date (YTD) Expenditure	YTD Forecast	% Expended of YTD Forecast	Project Budget	% Expended of Project Budget	Budget Remaining
1000 - Instructional Salaries	\$90,536	\$130,636	69.3%	\$373,245	24.26%	\$282,709
2000 - Non-Instructional Salaries	\$74,389	\$99,963	74.42%	\$285,608	26.05%	\$211,219
3000 - Employee Benefits	\$63,732	\$79,911	79.75%	\$228,317	27.91%	\$164,585
4000 - Supplies and Materials	\$36,869	\$46,934	78.55%	\$134,098	27.49%	\$97,229
5000 - Other Operating Expenses and Services	\$181,351	\$204,874	88.52%	\$585,355	30.98%	\$404,004
6000 - Capital Outlay	\$0	\$43,750	0%	\$125,000	0%	\$125,000
7000 - Other Outgo	\$0	\$22,391	0%	\$63,973	0%	\$63,973
Indirect Costs	\$0	\$0	100%	\$0	100%	\$0
Totals	\$446,877	\$628,459	71.11%	\$1,795,596	⚠️ 24.89%	\$1,348,719

Member Carryover Compliance Status

Description: The Member Carryover Compliance Status table shows how the member's spending is tracking against the allocations for the displayed fiscal year(s) based on expenditures entered as of the time of viewing.

Expenditures: A negative value indicates that current fiscal year spending has not begun, as there are still unused funds from previous fiscal years.

Carryover Amount & Carryover %: If current fiscal year spending has not yet begun (a negative Expenditures amount), Carryover Amount will remain equal to Allocation and Carryover % will remain 100%.

Fiscal Year	Allocation	Expenditures	Carryover Amount	Carryover %	Carryover Threshold %	Locked
2023-24	\$1,336,479	-\$12,240	\$1,336,479	⚠️ 100%	60%	-

Corrective Action Plan *

Kings Canyon Adult School (KCAS) has mainly been using the WIOA accounts to pay for staff, benefits, and services. More of the CAEP funds will be used next quarter to pay for those expenditures. KCAS has also ordered Chromebooks for the classroom. This order has not been paid for yet. KCAS will also be doing a capital outlay project (welding shop exhaust system) in the Spring.

Additional Comments

Kings Canyon Adult School has paid for ESL instructors, ASE instructors, classified staff and benefits for the employees. Textbooks, workbooks and various student and office materials were also purchased this quarter. Funds were also used for a full time teacher and CTE instructors through the Valley Regional Occupational Program.

Allocation Year 2021-22 Closeout

I have reviewed the fiscal reports for my agency and confirmed that all funds for this allocation year have been spent.

2021-22 Reverted Funds:

\$0

Madera Community College 2023-24 Q2

Submitted by Shelly Conner

Approved by Andy Dunn

Object Code	Year to Date (YTD) Expenditure	YTD Forecast	% Expended of YTD Forecast	Project Budget	% Expended of Project Budget	Budget Remaining
1000 - Instructional Salaries	\$31,026	\$27,559	112.58%	\$61,242	50.66%	\$30,216
2000 - Non-Instructional Salaries	\$0	\$0	100%	\$0	100%	\$0
3000 - Employee Benefits	\$8,353	\$7,537	110.83%	\$16,749	49.87%	\$8,396
4000 - Supplies and Materials	\$31	\$14	222.22%	\$31	100%	\$0
5000 - Other Operating Expenses and Services	\$5,228	\$4,573	114.31%	\$10,163	51.44%	\$4,935
6000 - Capital Outlay	\$0	\$0	100%	\$0	100%	\$0
7000 - Other Outgo	\$0	\$0	100%	\$0	100%	\$0
Indirect Costs	\$2,232	\$1,984	112.5%	\$4,409	50.62%	\$2,177
Totals	\$46,870	\$41,667	112.49%	\$92,594	50.62%	\$45,724

Member Carryover Compliance Status

Description: The Member Carryover Compliance Status table shows how the member's spending is tracking against the allocations for the displayed fiscal year(s) based on expenditures entered as of the time of viewing.

Expenditures: A negative value indicates that current fiscal year spending has not begun, as there are still unused funds from previous fiscal years.

Carryover Amount & Carryover %: If current fiscal year spending has not yet begun (a negative Expenditures amount), Carryover Amount will remain equal to Allocation and Carryover % will remain 100%.

Fiscal Year	Allocation	Expenditures	Carryover Amount	Carryover %	Carryover Threshold %	Locked
2023-24	\$92,594	\$46,870	\$45,724	49.38%	60%	-

Additional Comments

We have renewed our agreement with the Madera Assistance Center so that our adult education counselor can continue to work with adult students referred by partner agencies. We are also planning to expand our ESL program to add classes at another off-site location, as well as Parent Resource Centers operated by the Madera Unified School district.

Allocation Year 2021-22 Closeout

I have reviewed the fiscal reports for my agency and confirmed that all funds for this allocation year have been spent.

2021-22 Reverted Funds:

\$0

**Madera Unified
2023-24 Q2**

Submitted by Ara Keledjian

Approved by Andy Dunn


Object Code	Year to Date (YTD) Expenditure	YTD Forecast	% Expended of YTD Forecast	Project Budget	% Expended of Project Budget	Budget Remaining
1000 - Instructional Salaries	\$113,838	\$113,902	99.94%	\$292,056	38.98%	\$178,218
2000 - Non-Instructional Salaries	\$148,101	\$122,223	121.17%	\$313,392	47.26%	\$165,291
3000 - Employee Benefits	\$144,774	\$127,723	113.35%	\$327,495	44.21%	\$182,721
4000 - Supplies and Materials	\$8,929	\$39,407	22.66%	\$101,044	8.84%	\$92,115
5000 - Other Operating Expenses and Services	\$140,051	\$102,391	136.78%	\$262,540	53.34%	\$122,489
6000 - Capital Outlay	\$7,496	\$2,923	256.41%	\$7,496	100%	\$0
7000 - Other Outgo	\$0	\$0	100%	\$0	100%	\$0
Indirect Costs	\$0	\$25,428	0%	\$65,201	0%	\$65,201
Totals	\$563,189	\$533,997	105.47%	\$1,369,224	41.13%	\$806,035

Member Carryover Compliance Status

Description: The Member Carryover Compliance Status table shows how the member's spending is tracking against the allocations for the displayed fiscal year(s) based on expenditures entered as of the time of viewing.

Expenditures: A negative value indicates that current fiscal year spending has not begun, as there are still unused funds from previous fiscal years.

Carryover Amount & Carryover %: If current fiscal year spending has not yet begun (a negative Expenditures amount), Carryover Amount will remain equal to Allocation and Carryover % will remain 100%.

Fiscal Year	Allocation	Expenditures	Carryover Amount	Carryover %	Carryover Threshold %	Locked
2023-24	\$1,222,029	\$415,994	\$806,035	 65.96%	60%	-

Corrective Action Plan *

Additional teachers have been hired and additional materials are being ordered for the new classes. Large purchases will be made as response to WASC Action Plan which includes a school library and updates to EMT course materials.

Additional Comments

Q2 expenditures include salary/benefits for staff and curriculum/materials for all classes.

Allocation Year 2021-22 Closeout

I have reviewed the fiscal reports for my agency and confirmed that all funds for this allocation year have been spent.

2021-22 Reverted Funds:

\$0

Parlier Unified

2023-24 Q2

Submitted by Dr. Jose Garza

Approved by Andy Dunn

Object Code	Year to Date (YTD) Expenditure	YTD Forecast	% Expended of YTD Forecast	Project Budget	% Expended of Project Budget	Budget Remaining
1000 - Instructional Salaries	\$0	\$277	0%	\$923	0%	\$923
2000 - Non-Instructional Salaries	\$0	\$0	100%	\$0	100%	\$0
3000 - Employee Benefits	\$0	\$0	100%	\$0	100%	\$0
4000 - Supplies and Materials	\$3,500	\$10,500	33.33%	\$35,000	10%	\$31,500
5000 - Other Operating Expenses and Services	\$10,862	\$12,691	85.59%	\$42,304	25.68%	\$31,442
6000 - Capital Outlay	\$0	\$0	100%	\$0	100%	\$0
7000 - Other Outgo	\$0	\$0	100%	\$0	100%	\$0
Indirect Costs	\$0	\$0	100%	\$0	100%	\$0
Totals	\$14,362	\$23,468	61.2%	\$78,227	! 18.36%	\$63,865

Member Carryover Compliance Status

Description: The Member Carryover Compliance Status table shows how the member's spending is tracking against the allocations for the displayed fiscal year(s) based on expenditures entered as of the time of viewing.

Expenditures: A negative value indicates that current fiscal year spending has not begun, as there are still unused funds from previous fiscal years.

Carryover Amount & Carryover %: If current fiscal year spending has not yet begun (a negative Expenditures amount), Carryover Amount will remain equal to Allocation and Carryover % will remain 100%.

Fiscal Year	Allocation	Expenditures	Carryover Amount	Carryover %	Carryover Threshold %	Locked
2023-24	\$78,227	\$14,362	\$63,865	! 81.64%	60%	-

Corrective Action Plan *

The carryover is due to a one time contribution by Dinuba Adult School which resulted in an additional 45,000. Plans to use the funds are as follows: Parlier Adult School will provide PD for teachers and staff. Staff is scheduled to attend COABE (\$15,000) in March and CASA Summer Institute (\$3,000). More textbooks have been ordered for students (\$3,000), additional CASAS tests and materials (\$3,000) , a website (\$5,000) and a website consultant (\$2,500-5,000).

Additional Comments

Parlier Adult is working with its students to re-evaluate the mission and vision of the school. Staff is also being coached by CALPRO leaders in PLC and best practices in order to better serve our students and community.

Allocation Year 2021-22 Closeout

I have reviewed the fiscal reports for my agency and confirmed that all funds for this allocation year have been spent.

2021-22 Reverted Funds:

\$0

Reedley College
2023-24 Q2

Submitted by Natalie Culver-Dockins

Approved by Andy Dunn


Object Code	Year to Date (YTD) Expenditure	YTD Forecast	% Expended of YTD Forecast	Project Budget	% Expended of Project Budget	Budget Remaining
1000 - Instructional Salaries	\$48,818	\$53,976	90.44%	\$107,952	45.22%	\$59,134
2000 - Non-Instructional Salaries	\$0	\$0	100%	\$0	100%	\$0
3000 - Employee Benefits	\$7,917	\$11,652	67.95%	\$23,304	33.97%	\$15,387
4000 - Supplies and Materials	\$0	\$1,277	0%	\$2,553	0%	\$2,553
5000 - Other Operating Expenses and Services	\$1,768	\$3,960	44.65%	\$7,920	22.32%	\$6,152
6000 - Capital Outlay	\$0	\$0	100%	\$0	100%	\$0
7000 - Other Outgo	\$0	\$0	100%	\$0	100%	\$0
Indirect Costs	\$2,925	\$3,543	82.56%	\$7,086	41.28%	\$4,161
Totals	\$61,428	\$74,408	82.56%	\$148,815	41.28%	\$87,387

Member Carryover Compliance Status

Description: The Member Carryover Compliance Status table shows how the member's spending is tracking against the allocations for the displayed fiscal year(s) based on expenditures entered as of the time of viewing.

Expenditures: A negative value indicates that current fiscal year spending has not begun, as there are still unused funds from previous fiscal years.

Carryover Amount & Carryover %: If current fiscal year spending has not yet begun (a negative Expenditures amount), Carryover Amount will remain equal to Allocation and Carryover % will remain 100%.

Fiscal Year	Allocation	Expenditures	Carryover Amount	Carryover %	Carryover Threshold %	Locked
2023-24	\$123,458	\$36,071	\$87,387	 70.78%	60%	-

Corrective Action Plan *

The carryover is due to one of our counselors being out for maternity leave who has since reduced her hours. We are taking steps to bring on a secondary counselor. In addition, in the month of February we have hired two Adult Ed Student Ambassadors (student aides) to provide assistance to our students and support the office.

Additional Comments

For the second quarter of 23-24, Reedley College Adult Ed focused on ensuring a presence at our Adult School partner events and classes. We also continued to reach out and bring to Reedley College the students being referred to the College. Presentations, enrollment/registration events, and meetings all focused on introducing Reedley College to adult students. With the implementation of the new Reedley College TRIO Educational Opportunities Center (RCEOC) grant, services to adult students in the service area will expand and solidify. Between October and December, Adult Ed Counselors conducted 13 presentations/workshops, participated in the SCCCD Adult Ed Showcase, and hosted a campus tour. We continue to develop and streamline tracking and documenting interactions with new and potential students. Counselors work with students regularly to apply, enroll and complete Student Education Plans (SEPs). Lastly, the program is now utilizing social media to advertise the Reedley College non-credit courses and flyers are consistently shared with Adult School partners. People viewing the flyers are liking them on social media and individuals are reaching out to the program. Adult school partners are also sharing the non-credit course information on their social media.

Allocation Year 2021-22 Closeout

I have reviewed the fiscal reports for my agency and confirmed that all funds for this allocation year have been spent.

2021-22 Reverted Funds:

\$0

**Sanger Unified
2023-24 Q2**

Submitted by Lori Hawkyard 3528991

Approved by Andy Dunn

Object Code	Year to Date (YTD) Expenditure	YTD Forecast	% Expended of YTD Forecast	Project Budget	% Expended of Project Budget	Budget Remaining
1000 - Instructional Salaries	\$202,207	\$196,981	102.65%	\$492,453	41.06%	\$290,246
2000 - Non-Instructional Salaries	\$28,603	\$26,930	106.21%	\$67,326	42.48%	\$38,723
3000 - Employee Benefits	\$95,066	\$87,751	108.34%	\$219,378	43.33%	\$124,312
4000 - Supplies and Materials	\$2,381	\$3,189	74.67%	\$7,972	29.87%	\$5,591
5000 - Other Operating Expenses and Services	\$57,509	\$45,574	126.19%	\$113,936	50.47%	\$56,427
6000 - Capital Outlay	\$0	\$4,800	0%	\$12,000	0%	\$12,000
7000 - Other Outgo	\$0	\$0	100%	\$0	100%	\$0
Indirect Costs	\$0	\$14,304	0%	\$35,761	0%	\$35,761
Totals	\$385,766	\$379,530	101.64%	\$948,826	40.66%	\$563,060

Member Carryover Compliance Status

Description: The Member Carryover Compliance Status table shows how the member's spending is tracking against the allocations for the displayed fiscal year(s) based on expenditures entered as of the time of viewing.

Expenditures: A negative value indicates that current fiscal year spending has not begun, as there are still unused funds from previous fiscal years.

Carryover Amount & Carryover %: If current fiscal year spending has not yet begun (a negative Expenditures amount), Carryover Amount will remain equal to Allocation and Carryover % will remain 100%.

Fiscal Year	Allocation	Expenditures	Carryover Amount	Carryover %	Carryover Threshold %	Locked
2023-24	\$948,826	\$385,766	\$563,060	59.34%	60%	-

Additional Comments

Successful completion of the Fall 2023 semester with ESL, HSD and CTE courses. Planning for the ELL Certified Nursing Assistant Course was completed within our consortium subregion. The CNA and ELL Class component are set to launch for Spring 2024.

Accommodations were made to increase the enrollment capacity from 15 to 30 students for the regular CNA class for Spring 2024.

Allocation Year 2021-22 Closeout

I have reviewed the fiscal reports for my agency and confirmed that all funds for this allocation year have been spent.

2021-22 Reverted Funds:

\$0

Selma Unified
2023-24 Q2

Submitted by Rosa Baly

Approved by Andy Dunn

Object Code	Year to Date (YTD) Expenditure	YTD Forecast	% Expended of YTD Forecast	Project Budget	% Expended of Project Budget	Budget Remaining
1000 - Instructional Salaries	\$91,163	\$139,290	65.45%	\$278,580	32.72%	\$187,417
2000 - Non-Instructional Salaries	\$97,135	\$81,900	118.6%	\$163,800	59.3%	\$66,665
3000 - Employee Benefits	\$75,931	\$52,215	145.42%	\$104,430	72.71%	\$28,499
4000 - Supplies and Materials	\$7,135	\$4,601	155.07%	\$9,202	77.54%	\$2,067
5000 - Other Operating Expenses and Services	\$47,444	\$39,500	120.11%	\$79,000	60.06%	\$31,556
6000 - Capital Outlay	\$0	\$0	100%	\$0	100%	\$0
7000 - Other Outgo	\$0	\$0	100%	\$0	100%	\$0
Indirect Costs	\$0	\$0	100%	\$0	100%	\$0
Totals	\$318,808	\$317,506	100.41%	\$635,012	50.21%	\$316,204

Member Carryover Compliance Status

Description: The Member Carryover Compliance Status table shows how the member's spending is tracking against the allocations for the displayed fiscal year(s) based on expenditures entered as of the time of viewing.

Expenditures: A negative value indicates that current fiscal year spending has not begun, as there are still unused funds from previous fiscal years.

Carryover Amount & Carryover %: If current fiscal year spending has not yet begun (a negative Expenditures amount), Carryover Amount will remain equal to Allocation and Carryover % will remain 100%.

Fiscal Year	Allocation	Expenditures	Carryover Amount	Carryover %	Carryover Threshold %	Locked
2023-24	\$635,012	\$318,808	\$316,204	49.79%	60%	-

Additional Comments

Our classes continue to have strong enrollment in ESL and AISP. We have added full staff PLC's to share and discuss program highlights and ways to expand our Adult Ed program for the 24-25 academic year.

Allocation Year 2021-22 Closeout

I have reviewed the fiscal reports for my agency and confirmed that all funds for this allocation year have been spent.

2021-22 Reverted Funds:

\$0

Sierra Unified 2023-24 Q2

Submitted by Anthony Abrams

Approved by Andy Dunn


Object Code	Year to Date (YTD) Expenditure	YTD Forecast	% Expended of YTD Forecast	Project Budget	% Expended of Project Budget	Budget Remaining
1000 - Instructional Salaries	\$41,111	\$33,738	121.85%	\$112,460	36.56%	\$71,349
2000 - Non-Instructional Salaries	\$13,251	\$9,000	147.23%	\$30,000	44.17%	\$16,749
3000 - Employee Benefits	\$16,379	\$13,699	119.56%	\$45,664	35.87%	\$29,285
4000 - Supplies and Materials	\$14,144	\$10,800	130.96%	\$36,000	39.29%	\$21,856
5000 - Other Operating Expenses and Services	\$2,718	\$2,100	129.43%	\$7,000	38.83%	\$4,282
6000 - Capital Outlay	\$0	\$0	100%	\$0	100%	\$0
7000 - Other Outgo	\$0	\$0	100%	\$0	100%	\$0
Indirect Costs	\$0	\$3,470	0%	\$11,567	0%	\$11,567
Totals	\$87,603	\$72,807	120.32%	\$242,691	36.1%	\$155,088

Member Carryover Compliance Status

Description: The Member Carryover Compliance Status table shows how the member's spending is tracking against the allocations for the displayed fiscal year(s) based on expenditures entered as of the time of viewing.

Expenditures: A negative value indicates that current fiscal year spending has not begun, as there are still unused funds from previous fiscal years.

Carryover Amount & Carryover %: If current fiscal year spending has not yet begun (a negative Expenditures amount), Carryover Amount will remain equal to Allocation and Carryover % will remain 100%.

Fiscal Year	Allocation	Expenditures	Carryover Amount	Carryover %	Carryover Threshold %	Locked
2023-24	\$167,983	\$12,895	\$155,088	 92.32%	60%	-

Corrective Action Plan *

Sierra Adult School is taking steps with updating/purchasing technology for the HS diploma track students in addition to creating technology based center for the Parenting Co-Op program. We are looking to increase curriculum options for students with the addition of workforce development that will assist graduated students in obtaining employment. Money will also be used for staff development, conferences, needed supplies, and spending on WASC findings after visit in April 2024.

Additional Comments

Sierra Adult School has had 4 students that have completed the high school diploma requirements. The staff is preparing and finishing up WASC report for the visit in early April. In addition, we are in the early stages/collaboration of looking to add a future Woodshop CTE program that would increase current staff by 1 upon submission/approval of the State Center Board.

Allocation Year 2021-22 Closeout

I have reviewed the fiscal reports for my agency and confirmed that all funds for this allocation year have been spent.

2021-22 Reverted Funds:

\$0

**State Center CCD
2023-24 Q2**

Submitted by Allyson Adams

Approved by Andy Dunn

Object Code	Year to Date (YTD) Expenditure	YTD Forecast	% Expended of YTD Forecast	Project Budget	% Expended of Project Budget	Budget Remaining
1000 - Instructional Salaries	\$7,751	\$3,100	250%	\$7,751	100%	\$0
2000 - Non-Instructional Salaries	\$0	\$0	100%	\$0	100%	\$0
3000 - Employee Benefits	\$3,438	\$1,375	250%	\$3,438	100%	\$0
4000 - Supplies and Materials	\$1,363	\$2,000	68.15%	\$5,000	27.26%	\$3,637
5000 - Other Operating Expenses and Services	\$343,116	\$723,522	47.42%	\$1,808,804	18.97%	\$1,465,688
6000 - Capital Outlay	\$0	\$6,000	0%	\$15,000	0%	\$15,000
7000 - Other Outgo	\$0	\$0	100%	\$0	100%	\$0
Indirect Costs	\$772	\$1,500	51.48%	\$3,749	20.59%	\$2,977
Totals	\$356,440	\$737,497	48.33%	\$1,843,742	! 19.33%	\$1,487,302

Member Carryover Compliance Status

Description: The Member Carryover Compliance Status table shows how the member's spending is tracking against the allocations for the displayed fiscal year(s) based on expenditures entered as of the time of viewing.

Expenditures: A negative value indicates that current fiscal year spending has not begun, as there are still unused funds from previous fiscal years.

Carryover Amount & Carryover %: If current fiscal year spending has not yet begun (a negative Expenditures amount), Carryover Amount will remain equal to Allocation and Carryover % will remain 100%.

Fiscal Year	Allocation	Expenditures	Carryover Amount	Carryover %	Carryover Threshold %	Locked
2023-24	\$1,308,051	-\$179,251	\$1,308,051	! 100%	60%	-

Corrective Action Plan *

The consortium office has hired an additional Transitions Specialist. We plan to contract for a consortium-wide marketing campaign including billboard and media promotions. SCCCD is on track to spend our portion of the above allocation. By assigning a District Dean and planning how to expend our 5000s allocations to best support the consortium. SCCCD will work with the consortium to develop ways in which the members may be better served with additional allocations or for particular projects to better support funding Adult students in the region. Focused and attentive efforts must be made and supported by the consortium to help spend previous and current allocations to better support adult learners. SCCCD will work on bring the budget and expenditures to be a standing point of discussion to see how to best support the constorium, consortium members, and adult learners in our region with additional funds. SCCCD supports these efforts and will be the champion of brining progress to financial expenditures increasing to best support adult learners.

Additional Comments

The majority of Q2 expenses were for consortium staff salaries, office expenses, and consultant contract labor.

For SCCCDC (reported together as the consortium and SCCCDC Districts Office allocations) funds were spent on the salary/benefits for a District Dean who oversees Adult Education. Approximately 12.5% of the Dean's time was allocated to this project. Other funds include travel, mileage, and meeting expenditures for Adult Ed Consortium-related work.

Allocation Year 2021-22 Closeout

I have reviewed the fiscal reports for my agency and confirmed that all funds for this allocation year have been spent.

2021-22 Reverted Funds:

\$0

**Valley ROP
2023-24 Q2**

Submitted by Fabrizio Lofaro

Approved by Andy Dunn


Object Code	Year to Date (YTD) Expenditure	YTD Forecast	% Expended of YTD Forecast	Project Budget	% Expended of Project Budget	Budget Remaining
1000 - Instructional Salaries	\$4,840	\$14,743	32.83%	\$36,857	13.13%	\$32,017
2000 - Non-Instructional Salaries	\$12,823	\$11,576	110.77%	\$28,940	44.31%	\$16,117
3000 - Employee Benefits	\$8,993	\$12,092	74.37%	\$30,231	29.75%	\$21,238
4000 - Supplies and Materials	\$9,834	\$4,519	217.6%	\$11,298	87.04%	\$1,464
5000 - Other Operating Expenses and Services	\$2,316	\$1,400	165.43%	\$3,500	66.17%	\$1,184
6000 - Capital Outlay	\$0	\$12,000	0%	\$30,000	0%	\$30,000
7000 - Other Outgo	\$0	\$0	100%	\$0	100%	\$0
Indirect Costs	\$0	\$0	100%	\$0	100%	\$0
Totals	\$38,806	\$56,330	68.89%	\$140,826	27.56%	\$102,020

Member Carryover Compliance Status

Description: The Member Carryover Compliance Status table shows how the member's spending is tracking against the allocations for the displayed fiscal year(s) based on expenditures entered as of the time of viewing.

Expenditures: A negative value indicates that current fiscal year spending has not begun, as there are still unused funds from previous fiscal years.

Carryover Amount & Carryover %: If current fiscal year spending has not yet begun (a negative Expenditures amount), Carryover Amount will remain equal to Allocation and Carryover % will remain 100%.

Fiscal Year	Allocation	Expenditures	Carryover Amount	Carryover %	Carryover Threshold %	Locked
2023-24	\$140,758	\$38,738	\$102,020	 72.48%	60%	-

Corrective Action Plan *

Valley ROP anticipates spending its allocated CAEP funds in their entirety, guided by its Annual Plan and aligned to the 3-year Consortium Plan. Valley ROP continues with its original Plan and intends to offer one CNA course during Summer 2024 in addition to the EMT classes and other services to the South Region. Additionally, we plan to purchase material and equipment for the CNA courses.

Additional Comments

All the classes that we have scheduled have been running at full capacity. We are on Track to fully spend all the allocation by June 2024.

Allocation Year 2021-22 Closeout

I have reviewed the fiscal reports for my agency and confirmed that all funds for this allocation year have been spent.

2021-22 Reverted Funds:

\$0

**Washington Unified
2023-24 Q2**

Submitted by Grant Thor

Approved by Andy Dunn

Object Code	Year to Date (YTD) Expenditure	YTD Forecast	% Expended of YTD Forecast	Project Budget	% Expended of Project Budget	Budget Remaining
1000 - Instructional Salaries	\$25,798	\$28,800	89.58%	\$72,000	35.83%	\$46,202
2000 - Non-Instructional Salaries	\$0	\$2,000	0%	\$5,000	0%	\$5,000
3000 - Employee Benefits	\$9,000	\$9,600	93.75%	\$24,000	37.5%	\$15,000
Totals	\$58,461	\$54,410	107.44%	\$136,026	42.98%	\$77,565


Object Code	Year to Date (YTD) Expenditure	YTD Forecast	% Expended of YTD Forecast	Project Budget	% Expended of Project Budget	Budget Remaining
4000 - Supplies and Materials	\$0	\$2,000	0%	\$5,000	0%	\$5,000
5000 - Other Operating Expenses and Services	\$23,663	\$12,010	197.02%	\$30,026	78.81%	\$6,363
6000 - Capital Outlay	\$0	\$0	100%	\$0	100%	\$0
7000 - Other Outgo	\$0	\$0	100%	\$0	100%	\$0
Indirect Costs	\$0	\$0	100%	\$0	100%	\$0
Totals	\$58,461	\$54,410	107.44%	\$136,026	42.98%	\$77,565

Member Carryover Compliance Status

Description: The Member Carryover Compliance Status table shows how the member's spending is tracking against the allocations for the displayed fiscal year(s) based on expenditures entered as of the time of viewing.

Expenditures: A negative value indicates that current fiscal year spending has not begun, as there are still unused funds from previous fiscal years.

Carryover Amount & Carryover %: If current fiscal year spending has not yet begun (a negative Expenditures amount), Carryover Amount will remain equal to Allocation and Carryover % will remain 100%.

Fiscal Year	Allocation	Expenditures	Carryover Amount	Carryover %	Carryover Threshold %	Locked
2023-24	\$112,604	\$35,039	\$77,565	 68.88%	60%	-

Corrective Action Plan *

We added Security Guard Training class and in January we will be starting Adult ESL through the rest of the School Year. Also sending staff to conferences.

Additional Comments

HSD continues and the majority of our funding goes toward staff salaries. Funds are also being used for additional classes in Security and ESL areas plus sending staff to Conferences.

Allocation Year 2021-22 Closeout

I have reviewed the fiscal reports for my agency and confirmed that all funds for this allocation year have been spent.

2021-22 Reverted Funds:

\$0

Yosemite Unified

2023-24 Q2

Submitted by Stephanie Osowski

Approved by Andy Dunn

Object Code	Year to Date (YTD) Expenditure	YTD Forecast	% Expended of YTD Forecast	Project Budget	% Expended of Project Budget	Budget Remaining
1000 - Instructional Salaries	\$114,712	\$118,000	97.21%	\$236,000	48.61%	\$121,288
2000 - Non-Instructional Salaries	\$14,291	\$15,085	94.74%	\$30,170	47.37%	\$15,879
3000 - Employee Benefits	\$41,451	\$46,000	90.11%	\$92,000	45.06%	\$50,549
4000 - Supplies and Materials	\$20,918	\$14,143	147.9%	\$28,286	73.95%	\$7,368
5000 - Other Operating Expenses and Services	\$11,929	\$9,143	130.47%	\$18,286	65.24%	\$6,357
6000 - Capital Outlay	\$0	\$0	100%	\$0	100%	\$0
7000 - Other Outgo	\$0	\$0	100%	\$0	100%	\$0
Indirect Costs	\$0	\$10,119	0%	\$20,237	0%	\$20,237
Totals	\$203,301	\$212,490	95.68%	\$424,979	47.84%	\$221,678

Member Carryover Compliance Status

Description: The Member Carryover Compliance Status table shows how the member's spending is tracking against the allocations for the displayed fiscal year(s) based on expenditures entered as of the time of viewing.

Expenditures: A negative value indicates that current fiscal year spending has not begun, as there are still unused funds from previous fiscal years.

Carryover Amount & Carryover %: If current fiscal year spending has not yet begun (a negative Expenditures amount), Carryover Amount will remain equal to Allocation and Carryover % will remain 100%.

Fiscal Year	Allocation	Expenditures	Carryover Amount	Carryover %	Carryover Threshold %	Locked
2023-24	\$391,345	\$169,667	\$221,678	56.65%	60%	-

Additional Comments

Certificated and Classified staff salaries and benefits.

Supplies in support of CTE and ABE classes (fire equipment, classroom supplies)

Allocation Year 2021-22 Closeout

I have reviewed the fiscal reports for my agency and confirmed that all funds for this allocation year have been spent.

2021-22 Reverted Funds:

\$0



California
Community
Colleges



2024 © California Community Colleges

NOVA Site Version: 6.5.24