

65 Ventura County Adult Education Consortium

Conejo Valley Unified  
2023-24 Q2

Submitted by Mike Sanders

Approved by Mike Sanders

Object Code	Year to Date (YTD) Expenditure	YTD Forecast	% Expended of YTD Forecast	Project Budget	% Expended of Project Budget	Budget Remaining
1000 - Instructional Salaries	\$206,985	\$209,835	98.64%	\$419,670	49.32%	\$212,685
2000 - Non-Instructional Salaries	\$213,519	\$209,726	101.81%	\$419,451	50.9%	\$205,932
3000 - Employee Benefits	\$159,520	\$187,500	85.08%	\$375,000	42.54%	\$215,480
4000 - Supplies and Materials	\$114,734	\$125,500	91.42%	\$251,000	45.71%	\$136,266
5000 - Other Operating Expenses and Services	\$142,665	\$168,372	84.73%	\$336,743	42.37%	\$194,078
6000 - Capital Outlay	\$0	\$0	100%	\$0	100%	\$0
7000 - Other Outgo	\$0	\$0	100%	\$0	100%	\$0
Indirect Costs	\$0	\$41,417	0%	\$82,834	0%	\$82,834
<b>Totals</b>	<b>\$837,423</b>	<b>\$942,349</b>	<b>88.87%</b>	<b>\$1,884,698</b>	<b>44.43%</b>	<b>\$1,047,275</b>

Member Carryover Compliance Status

**Description:** The Member Carryover Compliance Status table shows how the member's spending is tracking against the allocations for the displayed fiscal year(s) based on expenditures entered as of the time of viewing.

**Expenditures:** A negative value indicates that current fiscal year spending has not begun, as there are still unused funds from previous fiscal years.

**Carryover Amount & Carryover %:** If current fiscal year spending has not yet begun (a negative Expenditures amount), Carryover Amount will remain equal to Allocation and Carryover % will remain 100%.

Fiscal Year	Allocation	Expenditures	Carryover Amount	Carryover %	Carryover Threshold %	Locked
2023-24	\$1,749,550	\$702,275	\$1,047,275	59.86%	60%	-

Additional Comments

CVAE continues to offer ASE, ABE, CTE, ESL including IET programs for our students.

### Allocation Year 2021-22 Closeout

I have reviewed the fiscal reports for my agency and confirmed that all funds for this allocation year have been spent.

**2021-22 Reverted Funds:**

\$0

### Fillmore Unified 2023-24 Q2

Submitted by Blanca Mendieta

Approved by Mike Sanders


Object Code	Year to Date (YTD) Expenditure	YTD Forecast	% Expended of YTD Forecast	Project Budget	% Expended of Project Budget	Budget Remaining
1000 - Instructional Salaries	\$151,293	\$51,931	291.34%	\$173,102	87.4%	\$21,809
2000 - Non-Instructional Salaries	\$32,313	\$28,289	114.22%	\$94,297	34.27%	\$61,984
3000 - Employee Benefits	\$60,891	\$32,988	184.58%	\$109,961	55.38%	\$49,070
4000 - Supplies and Materials	\$14,532	\$22,899	63.46%	\$76,331	19.04%	\$61,799
5000 - Other Operating Expenses and Services	\$41,923	\$38,729	108.25%	\$129,097	32.47%	\$87,174
6000 - Capital Outlay	\$4,800	\$194,814	2.46%	\$649,381	0.74%	\$644,581
7000 - Other Outgo	\$0	\$0	100%	\$0	100%	\$0
Indirect Costs	\$15,048	\$9,193	163.7%	\$30,642	49.11%	\$15,594
<b>Totals</b>	<b>\$320,800</b>	<b>\$378,843</b>	<b>84.68%</b>	<b>\$1,262,811</b>	<b>! 25.4%</b>	<b>\$942,011</b>

**Member Carryover Compliance Status**

**Description:** The Member Carryover Compliance Status table shows how the member's spending is tracking against the allocations for the displayed fiscal year(s) based on expenditures entered as of the time of viewing.

**Expenditures:** A negative value indicates that current fiscal year spending has not begun, as there are still unused funds from previous fiscal years.

**Carryover Amount & Carryover %:** If current fiscal year spending has not yet begun (a negative Expenditures amount), Carryover Amount will remain equal to Allocation and Carryover % will remain 100%.

Fiscal Year	Allocation	Expenditures	Carryover Amount	Carryover %	Carryover Threshold %	Locked
2023-24	\$683,124	-\$258,887	\$683,124	 100%	60%	-

**Corrective Action Plan \***

FUSD has placed the order, and 3 relocatable buildings have been fabricated, costing \$343,695. Staff is working diligently to ensure DSA approval, so that the buildings can be delivered as soon as feasible. In addition, DSA required the installation of a restroom facility. The order for this building is in process, at a cost of \$149,552. In addition, the site preparation and installation will be bid. All parties are aware of the June 30, 2024, deadline for completion of this project.

**Additional Comments**

We continue to offer during Q2 are Citizenship, Auto Mechanics, Basic Computers and Internet, Beginning Computer Technology, English as a Second Language, Microsoft Office Certification, and High School Diploma or Equivalency.

**Allocation Year 2021-22 Closeout**

I have reviewed the fiscal reports for my agency and confirmed that all funds for this allocation year have been spent.

**2021-22 Reverted Funds:**

\$0

**Moorpark Unified  
2023-24 Q2**

Submitted by Sean Abajian

Approved by Mike Sanders


Object Code	Year to Date (YTD) Expenditure	YTD Forecast	% Expended of YTD Forecast	Project Budget	% Expended of Project Budget	Budget Remaining
1000 - Instructional Salaries	\$120,656	\$87,000	138.69%	\$290,000	41.61%	\$169,344
2000 - Non-Instructional Salaries	\$22,641	\$15,000	150.94%	\$50,000	45.28%	\$27,359
3000 - Employee Benefits	\$45,369	\$30,446	149.01%	\$101,487	44.7%	\$56,118
4000 - Supplies and Materials	\$7,332	\$34,500	21.25%	\$115,000	6.38%	\$107,668
5000 - Other Operating Expenses and Services	\$21,581	\$22,500	95.92%	\$75,000	28.77%	\$53,419
6000 - Capital Outlay	\$0	\$1,500	0%	\$5,000	0%	\$5,000
7000 - Other Outgo	\$0	\$0	100%	\$0	100%	\$0
Indirect Costs	\$10,879	\$9,525	114.22%	\$31,750	34.26%	\$20,871
<b>Totals</b>	<b>\$228,458</b>	<b>\$200,471</b>	<b>113.96%</b>	<b>\$668,237</b>	<b>34.19%</b>	<b>\$439,779</b>

**Member Carryover Compliance Status**

**Description:** The Member Carryover Compliance Status table shows how the member's spending is tracking against the allocations for the displayed fiscal year(s) based on expenditures entered as of the time of viewing.

**Expenditures:** A negative value indicates that current fiscal year spending has not begun, as there are still unused funds from previous fiscal years.

**Carryover Amount & Carryover %:** If current fiscal year spending has not yet begun (a negative Expenditures amount), Carryover Amount will remain equal to Allocation and Carryover % will remain 100%.

Fiscal Year	Allocation	Expenditures	Carryover Amount	Carryover %	Carryover Threshold %	Locked
2023-24	\$474,875	\$35,096	\$439,779	 92.61%	60%	-

**Corrective Action Plan \***

We spend substantially more in the second two semesters (Q3 & Q4) than in the first two semesters (Q1 & Q2). In communication with our accounting department concerning spending to date for Q3, we are on track for the rest of the school year.

**Additional Comments**

We continue to offer ESL, GED (in English and Spanish), Citizenship, Computer Basics, Culinary Arts, Pharmacy Tech programs. We've partnered with Career Launch to provide students with access to better jobs. We have had initial conversations with Moorpark College about potential dual enrollment programs. We are getting ready to offer ELL Healthcare Pathway courses, including Medical Billing & Coding and have a waiting list of 35 students.

## Allocation Year 2021-22 Closeout

I have reviewed the fiscal reports for my agency and confirmed that all funds for this allocation year have been spent.

**2021-22 Reverted Funds:**

\$0

## Ojai Unified 2023-24 Q2

Submitted by Alexandra Mejia-Holdsworth

Approved by Mike Sanders


Object Code	Year to Date (YTD) Expenditure	YTD Forecast	% Expended of YTD Forecast	Project Budget	% Expended of Project Budget	Budget Remaining
1000 - Instructional Salaries	\$9,054	\$20,000	45.27%	\$40,000	22.64%	\$30,946
2000 - Non-Instructional Salaries	\$6,406	\$8,000	80.08%	\$16,000	40.04%	\$9,594
3000 - Employee Benefits	\$5,071	\$11,500	44.1%	\$23,000	22.05%	\$17,929
4000 - Supplies and Materials	\$8,396	\$22,500	37.32%	\$45,000	18.66%	\$36,604
5000 - Other Operating Expenses and Services	\$80,467	\$150,365	53.51%	\$300,729	26.76%	\$220,262
6000 - Capital Outlay	\$0	\$0	100%	\$0	100%	\$0
7000 - Other Outgo	\$8,679	\$74,861	11.59%	\$149,721	5.8%	\$141,042
Indirect Costs	\$0	\$14,361	0%	\$28,722	0%	\$28,722
<b>Totals</b>	<b>\$118,073</b>	<b>\$301,586</b>	<b>39.15%</b>	<b>\$603,172</b>	<b>! 19.58%</b>	<b>\$485,099</b>

### Member Carryover Compliance Status

**Description:** The Member Carryover Compliance Status table shows how the member's spending is tracking against the allocations for the displayed fiscal year(s) based on expenditures entered as of the time of viewing.

**Expenditures:** A negative value indicates that current fiscal year spending has not begun, as there are still unused funds from previous fiscal years.

**Carryover Amount & Carryover %:** If current fiscal year spending has not yet begun (a negative Expenditures amount), Carryover Amount will remain equal to Allocation and Carryover % will remain 100%.

Fiscal Year	Allocation	Expenditures	Carryover Amount	Carryover %	Carryover Threshold %	Locked
2023-24	\$423,149	-\$61,950	\$423,149	 100%	60%	-

**Corrective Action Plan \***

VCAEC, 50% of the West Ed contract and marketing will be invoiced in quarter 3 and quarter 4.

**Additional Comments**

This quarter we added ESL and a Transportation class. We are continuing to offer the High School diploma class.

**Allocation Year 2021-22 Closeout**

I have reviewed the fiscal reports for my agency and confirmed that all funds for this allocation year have been spent.

**2021-22 Reverted Funds:**

\$0

**Oxnard Union High**

2023-24 Q2

Submitted by Ramona Villavicencio

Approved by Mike Sanders

Object Code	Year to Date (YTD) Expenditure	YTD Forecast	% Expended of YTD Forecast	Project Budget	% Expended of Project Budget	Budget Remaining
1000 - Instructional Salaries	\$645,243	\$552,240	116.84%	\$1,380,600	46.74%	\$735,357
2000 - Non-Instructional Salaries	\$307,829	\$276,878	111.18%	\$692,194	44.47%	\$384,365
3000 - Employee Benefits	\$454,181	\$386,708	117.45%	\$966,770	46.98%	\$512,589
4000 - Supplies and Materials	\$84,007	\$63,877	131.51%	\$159,693	52.61%	\$75,686
5000 - Other Operating Expenses and Services	\$95,397	\$106,980	89.17%	\$267,449	35.67%	\$172,052
6000 - Capital Outlay	\$0	\$0	100%	\$0	100%	\$0
7000 - Other Outgo	\$0	\$0	100%	\$0	100%	\$0
Indirect Costs	\$0	\$69,334	0%	\$173,336	0%	\$173,336
<b>Totals</b>	<b>\$1,586,657</b>	<b>\$1,456,017</b>	<b>108.97%</b>	<b>\$3,640,042</b>	<b>43.59%</b>	<b>\$2,053,385</b>

**Member Carryover Compliance Status**

**Description:** The Member Carryover Compliance Status table shows how the member's spending is tracking against the allocations for the displayed fiscal year(s) based on expenditures entered as of the time of viewing.

**Expenditures:** A negative value indicates that current fiscal year spending has not begun, as there are still unused funds from previous fiscal years.

**Carryover Amount & Carryover %:** If current fiscal year spending has not yet begun (a negative Expenditures amount), Carryover Amount will remain equal to Allocation and Carryover % will remain 100%.

Fiscal Year	Allocation	Expenditures	Carryover Amount	Carryover %	Carryover Threshold %	Locked
2023-24	\$3,442,705	\$1,389,320	\$2,053,385	59.64%	60%	-

**Additional Comments**

Oxnard Adult School (OAS) continues to offer services in Adult Secondary Education (High School Diploma and High School Equivalency), ESL, ABE, and Citizenship. In its attempts to remove achievement barriers, OAS has increased learning options by offering courses online, hybrid, and Hyflex in ESL, High School Diploma and High School Equivalency programs, and some CTE courses. OAS has a variety of CTE classes including:

- Medical Assistant (Front and Back Office)
- Certified Nurse Assistant
- Care Givers
- Pharmacy Technician

- Medical Terminology
- Computer & special interest classes
- Upholstery
- Garment Construction

Additionally, Oxnard Adult School serves as a HiSET Testing Center. In Career Technical Education, we plan to expand our offerings and provide courses in Business Technology, and Custodial/Maintenance/Operations. We will grow our Integrated Education Training (IET)/IELCE for our medical programs, computer programs, and upcoming Custodial/Maintenance/Operations course to provide access to CTE courses for our English language learners. Lastly, OAS is in the process of opening a Health Center, by spring 2024, to address student mental health by working with Community-Based Organizations (CBO) leveraging services.

### Allocation Year 2021-22 Closeout

I have reviewed the fiscal reports for my agency and confirmed that all funds for this allocation year have been spent.

**2021-22 Reverted Funds:**

\$0

### Santa Paula Unified 2023-24 Q2

Submitted by Gina Ramirez Dr.

Approved by Mike Sanders




Object Code	Year to Date (YTD) Expenditure	YTD Forecast	% Expended of YTD Forecast	Project Budget	% Expended of Project Budget	Budget Remaining
1000 - Instructional Salaries	\$105,361	\$109,000	96.66%	\$218,000	48.33%	\$112,639
2000 - Non-Instructional Salaries	\$17,251	\$34,000	50.74%	\$68,000	25.37%	\$50,749
3000 - Employee Benefits	\$21,000	\$22,500	93.33%	\$45,000	46.67%	\$24,000
4000 - Supplies and Materials	\$30,492	\$25,000	121.97%	\$50,000	60.98%	\$19,508
5000 - Other Operating Expenses and Services	\$3,897	\$39,140	9.96%	\$78,279	4.98%	\$74,382
6000 - Capital Outlay	\$0	\$0	100%	\$0	100%	\$0
7000 - Other Outgo	\$0	\$0	100%	\$0	100%	\$0
Indirect Costs	\$0	\$0	100%	\$0	100%	\$0
<b>Totals</b>	<b>\$178,001</b>	<b>\$229,640</b>	<b>77.51%</b>	<b>\$459,279</b>	<b>38.76%</b>	<b>\$281,278</b>

**Member Carryover Compliance Status**

**Description:** The Member Carryover Compliance Status table shows how the member's spending is tracking against the allocations for the displayed fiscal year(s) based on expenditures entered as of the time of viewing.

**Expenditures:** A negative value indicates that current fiscal year spending has not begun, as there are still unused funds from previous fiscal years.

**Carryover Amount & Carryover %:** If current fiscal year spending has not yet begun (a negative Expenditures amount), Carryover Amount will remain equal to Allocation and Carryover % will remain 100%.

Fiscal Year	Allocation	Expenditures	Carryover Amount	Carryover %	Carryover Threshold %	Locked
2023-24	\$432,134	\$150,856	\$281,278	 65.09%	60%	-

**Corrective Action Plan \***

I will need to reduce the number of hours the staff is working.

**Additional Comments**

The money has been spent on providing ESL, Basic Computer Class, Intermediate Computer Class, GED, and Diploma classes.

**Allocation Year 2021-22 Closeout**

I have reviewed the fiscal reports for my agency and confirmed that all funds for this allocation year have been spent.

**2021-22 Reverted Funds:**

\$0

## Simi Valley Unified 2023-24 Q2

Submitted by Jose Posada

Approved by Mike Sanders

Object Code	Year to Date (YTD) Expenditure	YTD Forecast	% Expended of YTD Forecast	Project Budget	% Expended of Project Budget	Budget Remaining
1000 - Instructional Salaries	\$1,161,150	\$1,075,000	108.01%	\$2,150,000	54.01%	\$988,850
2000 - Non-Instructional Salaries	\$670,491	\$662,500	101.21%	\$1,325,000	50.6%	\$654,509
3000 - Employee Benefits	\$931,594	\$850,000	109.6%	\$1,700,000	54.8%	\$768,406
4000 - Supplies and Materials	\$215,717	\$183,511	117.55%	\$367,021	58.78%	\$151,304
5000 - Other Operating Expenses and Services	\$273,586	\$175,000	156.33%	\$350,000	78.17%	\$76,414
6000 - Capital Outlay	\$0	\$0	100%	\$0	100%	\$0
7000 - Other Outgo	\$0	\$0	100%	\$0	100%	\$0
Indirect Costs	\$80,320	\$147,301	54.53%	\$294,601	27.26%	\$214,281
<b>Totals</b>	<b>\$3,332,858</b>	<b>\$3,093,311</b>	<b>107.74%</b>	<b>\$6,186,622</b>	<b>53.87%</b>	<b>\$2,853,764</b>

### Member Carryover Compliance Status

**Description:** The Member Carryover Compliance Status table shows how the member's spending is tracking against the allocations for the displayed fiscal year(s) based on expenditures entered as of the time of viewing.

**Expenditures:** A negative value indicates that current fiscal year spending has not begun, as there are still unused funds from previous fiscal years.

**Carryover Amount & Carryover %:** If current fiscal year spending has not yet begun (a negative Expenditures amount), Carryover Amount will remain equal to Allocation and Carryover % will remain 100%.

Fiscal Year	Allocation	Expenditures	Carryover Amount	Carryover %	Carryover Threshold %	Locked
2023-24	\$6,186,622	\$3,332,858	\$2,853,764	46.13%	60%	-

### Additional Comments

Simi Institute for Careers & Education continues to offer services in High School Diploma, ESL, Citizenship, and GED preparation. Simi Institute has enhanced our distance learning and hybrid instruction options, especially in the ESL and GED preparation programs.

In addition, Simi Institute provides instruction in a variety of CTE programs including, but not limited to:

- Medical Assistant
- Pharmacy Technician
- Respiratory Therapy
- Surgical Technology
- Certified Nurse Assistant
- Emergency Medical Technician
- Manufacturing
- Welding
- Cosmetology
- Computer & special interest classes

Simi Institute serves as a Pearson VUE Test Center, a National Center for Competency Testing (NCCT), and a National Institute for Metalworking Skills (NIMS) Certified Test Center. We will be expanding our offerings in Career Technical Education classes and Integrated Education Training (IET) for the machine technology and computer programs. Finally, Simi Institute has implemented a Carpentry pre-apprenticeship program beginning in September 2023, which could eventually lead to other pre-apprenticeships trade programs such as HVAC, electrical, and plumbing in the future.

### Allocation Year 2021-22 Closeout

I have reviewed the fiscal reports for my agency and confirmed that all funds for this allocation year have been spent.

**2021-22 Reverted Funds:**

\$0

### Ventura Unified 2023-24 Q2

Submitted by Carolyn Vang-Walker

Approved by Mike Sanders


Object Code	Year to Date (YTD) Expenditure	YTD Forecast	% Expended of YTD Forecast	Project Budget	% Expended of Project Budget	Budget Remaining
1000 - Instructional Salaries	\$893,084	\$597,300	149.52%	\$1,991,000	44.86%	\$1,097,916
2000 - Non-Instructional Salaries	\$376,576	\$296,460	127.02%	\$988,201	38.11%	\$611,625
3000 - Employee Benefits	\$587,109	\$345,324	170.02%	\$1,151,080	51.01%	\$563,971
4000 - Supplies and Materials	\$110,038	\$359,426	30.61%	\$1,198,087	9.18%	\$1,088,049
5000 - Other Operating Expenses and Services	\$143,386	\$240,900	59.52%	\$803,000	17.86%	\$659,614
6000 - Capital Outlay	\$0	\$0	100%	\$0	100%	\$0
7000 - Other Outgo	\$0	\$0	100%	\$0	100%	\$0
Indirect Costs	\$0	\$91,970	0%	\$306,568	0%	\$306,568
<b>Totals</b>	<b>\$2,110,193</b>	<b>\$1,931,381</b>	<b>109.26%</b>	<b>\$6,437,936</b>	<b>32.78%</b>	<b>\$4,327,743</b>

**Member Carryover Compliance Status**

**Description:** The Member Carryover Compliance Status table shows how the member's spending is tracking against the allocations for the displayed fiscal year(s) based on expenditures entered as of the time of viewing.

**Expenditures:** A negative value indicates that current fiscal year spending has not begun, as there are still unused funds from previous fiscal years.

**Carryover Amount & Carryover %:** If current fiscal year spending has not yet begun (a negative Expenditures amount), Carryover Amount will remain equal to Allocation and Carryover % will remain 100%.

Fiscal Year	Allocation	Expenditures	Carryover Amount	Carryover %	Carryover Threshold %	Locked
2023-24	\$5,207,489	\$879,746	\$4,327,743	 83.11%	60%	-

**Corrective Action Plan \***

During fiscal year 2022-23, VACE had a larger than usual turn-over in instructors related to retirements. Recruiting new employees for key full-time positions in the CTE, HSE, and ESL programs was very challenging. The unfilled vacancies resulted in a lack of expenditures for instructional salaries and benefits. Most of these vacancies are now filled, which will result in increased instructional salaries and benefit expenditures for the remainder of 2023-24. High School Equivalency course offerings at Todd Road Jail have finally resumed during Q3. The expansion of ESL/IET programs and introduction of new CTE pathways will further reduce carry-over. During FY 2022-23, VACE received CARES Act funding that was leveraged for operational purposes. This combination of events produced an uncharacteristic scenario that resulted in excessive carryover for the 2023-24 fiscal year. In order to address this situation, VACE has focused efforts on marketing, recruiting, and retaining quality staff. In February of 2024, the VUSD Board of Trustees recalibrated salary rates for all staff members. The package included retro-active increases effective 1/1/24 thru 6/30/24. The projected salary increases (approximately \$200,000) will result in significant

expenditures reflected during Q3. Lastly, it should be noted that purchase orders in the amount of \$172,989 have been encumbered, which will also reduce the carryover during Q3 and Q4.

**Additional Comments**

VACE continued to provide ABE/ASE, ESL, CTE, and computer literacy classes via in person, distance learning, and hybrid platforms. All programs were offered via "on campus" or hybrid learning options. We were able to resume "on site" training at TRJ and the Main Jail. However, student participation at TRJ still has not returned to pre-pandemic enrollment levels yet. We hired a part-time CTE instructor for the food service and hospitality program at TRJ and a full-time HSE instructor during Q2. VACE partnered with the City of Ventura and the AJCC to provide in-person ENCORE, Workforce Development Academy re-entry programs, and a Google Academy program. VACE's IET offerings included a paraeducator, caregiving and hospitality class. We continued to offer ABE/ASE, ESL, Citizenship, HSE, HSD, Community Enrichment courses. Several of the CTE programs continue to offer flexible evening "boot camp" lab options for students, who are working during the day. Students continue to participate in weekly employment workshops, school board meetings, student council events, and the Job Club. We also continued to offer programs for AWD, via hybrid and in person platforms. VACE serves as a National Center for Competency Testing (NCCT) and HiSET Testing Center.

**Allocation Year 2021-22 Closeout**

I have reviewed the fiscal reports for my agency and confirmed that all funds for this allocation year have been spent.

**2021-22 Reverted Funds:**

\$0



California  
Community  
Colleges



2024 © California Community Colleges

NOVA Site Version: 6.6.1