

67 West Hills College Consortium

Coalinga College
2023-24 Q4

Submitted by Bobbi Mahfood

Approved by Shanna Ahrens

Object Code	Year to Date (YTD) Expenditure	YTD Forecast	% Expended of YTD Forecast	Project Budget	% Expended of Project Budget	Budget Remaining
1000 - Instructional Salaries	\$0	\$0	100%	\$0	100%	\$0
2000 - Non-Instructional Salaries	\$58,224	\$64,613	90.11%	\$64,613	90.11%	\$6,389
3000 - Employee Benefits	\$33,946	\$33,946	100%	\$33,946	100%	\$0
4000 - Supplies and Materials	\$4,905	\$9,229	53.15%	\$9,229	53.15%	\$4,324
5000 - Other Operating Expenses and Services	\$6,545	\$10,100	64.8%	\$10,100	64.8%	\$3,555
6000 - Capital Outlay	\$0	\$0	100%	\$0	100%	\$0
7000 - Other Outgo	\$0	\$0	100%	\$0	100%	\$0
Indirect Costs	\$4,781	\$5,900	81.03%	\$5,900	81.03%	\$1,119
Totals	\$108,401	\$123,788	87.57%	\$123,788	87.57%	\$15,387

Member Carryover Compliance Status

Description: The Member Carryover Compliance Status table shows how the member's spending is tracking against the allocations for the displayed fiscal year(s) based on expenditures entered as of the time of viewing.

Expenditures: A negative value indicates that current fiscal year spending has not begun, as there are still unused funds from previous fiscal years.

Carryover Amount & Carryover %: If current fiscal year spending has not yet begun (a negative Expenditures amount), Carryover Amount will remain equal to Allocation and Carryover % will remain 100%.

Fiscal Year	Allocation	Expenditures	Carryover Amount	Carryover %	Carryover Threshold %	Locked
2023-24	\$123,788	\$108,401	\$15,387	12.43%	20%	08/26/2024 04:14 PM PDT

Additional Comments

Not Entered

✓ I certify that our agency did not exceed the allowed indirect rate as directed in the Adult Education Program Guidance.

**Coalinga-Huron Unified
2023-24 Q4**

Submitted by Desmond Agbontaen

Approved by Shanna Ahrens

Object Code	Year to Date (YTD) Expenditure	YTD Forecast	% Expended of YTD Forecast	Project Budget	% Expended of Project Budget	Budget Remaining
1000 - Instructional Salaries	\$0	\$0	100%	\$0	100%	\$0
2000 - Non-Instructional Salaries	\$0	\$0	100%	\$0	100%	\$0
3000 - Employee Benefits	\$0	\$0	100%	\$0	100%	\$0
4000 - Supplies and Materials	\$32,955	\$32,955	100%	\$32,955	100%	\$0
5000 - Other Operating Expenses and Services	\$99,343	\$99,343	100%	\$99,343	100%	\$0
6000 - Capital Outlay	\$0	\$0	100%	\$0	100%	\$0
7000 - Other Outgo	\$0	\$0	100%	\$0	100%	\$0
Indirect Costs	\$0	\$0	100%	\$0	100%	\$0
Totals	\$132,298	\$132,298	100%	\$132,298	100%	\$0

Member Carryover Compliance Status

Description: The Member Carryover Compliance Status table shows how the member's spending is tracking against the allocations for the displayed fiscal year(s) based on expenditures entered as of the time of viewing.

Expenditures: A negative value indicates that current fiscal year spending has not begun, as there are still unused funds from previous fiscal years.

Carryover Amount & Carryover %: If current fiscal year spending has not yet begun (a negative Expenditures amount), Carryover Amount will remain equal to Allocation and Carryover % will remain 100%.

Fiscal Year	Allocation	Expenditures	Carryover Amount	Carryover %	Carryover Threshold %	Locked
2023-24	\$118,018	\$118,018	\$0	0%	20%	08/26/2024 04:14 PM PDT

Additional Comments


Not Entered

✓ I certify that our agency did not exceed the allowed indirect rate as directed in the Adult Education Program Guidance.

**Firebaugh-Las Deltas Unified
2023-24 Q4**

Submitted by Maria Calderon

Approved by Shanna Ahrens


Object Code	Year to Date (YTD) Expenditure	YTD Forecast	% Expended of YTD Forecast	Project Budget	% Expended of Project Budget	Budget Remaining
1000 - Instructional Salaries	\$26,919	\$55,506	48.5%	\$55,506	48.5%	\$28,587
2000 - Non-Instructional Salaries	\$33,029	\$48,058	68.73%	\$48,058	68.73%	\$15,029
3000 - Employee Benefits	\$20,966	\$47,367	44.26%	\$47,367	44.26%	\$26,401
4000 - Supplies and Materials	\$29,760	\$58,487	50.88%	\$58,487	50.88%	\$28,727
5000 - Other Operating Expenses and Services	\$7,731	\$13,730	56.31%	\$13,730	56.31%	\$5,999
6000 - Capital Outlay	\$0	\$0	100%	\$0	100%	\$0
7000 - Other Outgo	\$0	\$0	100%	\$0	100%	\$0
Indirect Costs	\$0	\$0	100%	\$0	100%	\$0
Totals	\$118,405	\$223,148	53.06%	\$223,148	 53.06%	\$104,743

Member Carryover Compliance Status

Description: The Member Carryover Compliance Status table shows how the member's spending is tracking against the allocations for the displayed fiscal year(s) based on expenditures entered as of the time of viewing.

Expenditures: A negative value indicates that current fiscal year spending has not begun, as there are still unused funds from previous fiscal years.

Carryover Amount & Carryover %: If current fiscal year spending has not yet begun (a negative Expenditures amount), Carryover Amount will remain equal to Allocation and Carryover % will remain 100%.

Fiscal Year	Allocation	Expenditures	Carryover Amount	Carryover %	Carryover Threshold %	Locked
2023-24	\$123,788	\$19,045	\$104,743	 84.61%	20%	08/26/2024 04:14 PM PDT

Additional Comments

Not Entered

✓ I certify that our agency did not exceed the allowed indirect rate as directed in the Adult Education Program Guidance.

**Golden Plains Unified
2023-24 Q4**

Submitted by Joe Trejo

Approved by Shanna Ahrens


Object Code	Year to Date (YTD) Expenditure	YTD Forecast	% Expended of YTD Forecast	Project Budget	% Expended of Project Budget	Budget Remaining
1000 - Instructional Salaries	\$0	\$0	100%	\$0	100%	\$0
2000 - Non-Instructional Salaries	\$660	\$660	100%	\$660	100%	\$0
3000 - Employee Benefits	\$96	\$4,340	2.21%	\$4,340	2.21%	\$4,244
4000 - Supplies and Materials	\$29,000	\$50,904	56.97%	\$50,904	56.97%	\$21,904
5000 - Other Operating Expenses and Services	\$127,017	\$138,603	91.64%	\$138,603	91.64%	\$11,586
6000 - Capital Outlay	\$0	\$0	100%	\$0	100%	\$0
7000 - Other Outgo	\$0	\$0	100%	\$0	100%	\$0
Indirect Costs	\$0	\$0	100%	\$0	100%	\$0
Totals	\$156,773	\$194,507	80.6%	\$194,507	80.6%	\$37,734

Member Carryover Compliance Status

Description: The Member Carryover Compliance Status table shows how the member's spending is tracking against the allocations for the displayed fiscal year(s) based on expenditures entered as of the time of viewing.

Expenditures: A negative value indicates that current fiscal year spending has not begun, as there are still unused funds from previous fiscal years.

Carryover Amount & Carryover %: If current fiscal year spending has not yet begun (a negative Expenditures amount), Carryover Amount will remain equal to Allocation and Carryover % will remain 100%.

Fiscal Year	Allocation	Expenditures	Carryover Amount	Carryover %	Carryover Threshold %	Locked
2023-24	\$109,216	\$71,482	\$37,734	 34.55%	20%	08/26/2024 04:14 PM PDT

Additional Comments

Not Entered

✓ I certify that our agency did not exceed the allowed indirect rate as directed in the Adult Education Program Guidance.

Lemoore College
2023-24 Q4

Submitted by Graciela Florez

Approved by Shanna Ahrens


Object Code	Year to Date (YTD) Expenditure	YTD Forecast	% Expended of YTD Forecast	Project Budget	% Expended of Project Budget	Budget Remaining
1000 - Instructional Salaries	\$1,258	\$7,692	16.35%	\$7,692	16.35%	\$6,434
2000 - Non-Instructional Salaries	\$70,512	\$93,208	75.65%	\$93,208	75.65%	\$22,696
3000 - Employee Benefits	\$44,112	\$47,363	93.14%	\$47,363	93.14%	\$3,251
4000 - Supplies and Materials	\$1,198	\$33,847	3.54%	\$33,847	3.54%	\$32,649
5000 - Other Operating Expenses and Services	\$15,772	\$15,772	100%	\$15,772	100%	\$0
6000 - Capital Outlay	\$2,678	\$2,678	100%	\$2,678	100%	\$0
7000 - Other Outgo	\$0	\$0	100%	\$0	100%	\$0
Indirect Costs	\$5,593	\$8,764	63.82%	\$8,764	63.82%	\$3,171
Totals	\$141,123	\$209,324	67.42%	\$209,324	67.42%	\$68,201

Member Carryover Compliance Status

Description: The Member Carryover Compliance Status table shows how the member's spending is tracking against the allocations for the displayed fiscal year(s) based on expenditures entered as of the time of viewing.

Expenditures: A negative value indicates that current fiscal year spending has not begun, as there are still unused funds from previous fiscal years.

Carryover Amount & Carryover %: If current fiscal year spending has not yet begun (a negative Expenditures amount), Carryover Amount will remain equal to Allocation and Carryover % will remain 100%.

Fiscal Year	Allocation	Expenditures	Carryover Amount	Carryover %	Carryover Threshold %	Locked
2023-24	\$123,788	\$55,587	\$68,201	 55.1%	20%	08/26/2024 04:14 PM PDT

Additional Comments





Not Entered

✓ I certify that our agency did not exceed the allowed indirect rate as directed in the Adult Education Program Guidance.

Lemoore Union High
2023-24 Q4

Submitted by Valerie Botelho

Approved by Shanna Ahrens

Object Code	Year to Date (YTD) Expenditure	YTD Forecast	% Expended of YTD Forecast	Project Budget	% Expended of Project Budget	Budget Remaining
1000 - Instructional Salaries	\$88,336	\$79,061	111.73%	\$79,061	111.73%	 -\$9,275
2000 - Non-Instructional Salaries	\$26,258	\$32,950	79.69%	\$32,950	79.69%	\$6,692
3000 - Employee Benefits	\$26,258	\$44,054	59.6%	\$44,054	59.6%	\$17,796
4000 - Supplies and Materials	\$8,236	\$21,496	38.31%	\$21,496	38.31%	\$13,260
5000 - Other Operating Expenses and Services	\$41,843	\$9,183	455.66%	\$9,183	455.66%	 -\$32,660
6000 - Capital Outlay	\$0	\$0	100%	\$0	100%	\$0
7000 - Other Outgo	\$0	\$0	100%	\$0	100%	\$0
Indirect Costs	\$7,841	\$2,643	296.67%	\$2,643	296.67%	 -\$5,198
Totals	\$198,772	\$189,387	104.96%	\$189,387	104.96%	 -\$9,385

Member Carryover Compliance Status

Description: The Member Carryover Compliance Status table shows how the member's spending is tracking against the allocations for the displayed fiscal year(s) based on expenditures entered as of the time of viewing.

Expenditures: A negative value indicates that current fiscal year spending has not begun, as there are still unused funds from previous fiscal years.

Carryover Amount & Carryover %: If current fiscal year spending has not yet begun (a negative Expenditures amount), Carryover Amount will remain equal to Allocation and Carryover % will remain 100%.

Fiscal Year	Allocation	Expenditures	Carryover Amount	Carryover %	Carryover Threshold %	Locked
2023-24	\$118,018	\$127,403	\$0	0%	20%	08/26/2024 04:14 PM PDT

Additional Comments

LUHSD allocated more funding to contracts and services due to paying for the Fork Lift training that

✓ I certify that our agency did not exceed the allowed indirect rate as directed in the Adult Education Program Guidance.

**Mendota Unified
2023-24 Q4**

Submitted by Mendota Unified School District Emilio Anguiano

Approved by Shanna Ahrens


Object Code	Year to Date (YTD) Expenditure	YTD Forecast	% Expended of YTD Forecast	Project Budget	% Expended of Project Budget	Budget Remaining
1000 - Instructional Salaries	\$43,775	\$64,000	68.4%	\$64,000	68.4%	\$20,225
2000 - Non-Instructional Salaries	\$0	\$0	100%	\$0	100%	\$0
3000 - Employee Benefits	\$9,910	\$14,500	68.34%	\$14,500	68.34%	\$4,590
4000 - Supplies and Materials	\$1,496	\$1,500	99.73%	\$1,500	99.73%	\$4
5000 - Other Operating Expenses and Services	\$45,273	\$55,160	82.08%	\$55,160	82.08%	\$9,887
6000 - Capital Outlay	\$0	\$0	100%	\$0	100%	\$0
7000 - Other Outgo	\$0	\$0	100%	\$0	100%	\$0
Indirect Costs	\$0	\$0	100%	\$0	100%	\$0
Totals	\$100,454	\$135,160	74.32%	\$135,160	74.32%	\$34,706

Member Carryover Compliance Status

Description: The Member Carryover Compliance Status table shows how the member's spending is tracking against the allocations for the displayed fiscal year(s) based on expenditures entered as of the time of viewing.

Expenditures: A negative value indicates that current fiscal year spending has not begun, as there are still unused funds from previous fiscal years.

Carryover Amount & Carryover %: If current fiscal year spending has not yet begun (a negative Expenditures amount), Carryover Amount will remain equal to Allocation and Carryover % will remain 100%.

Fiscal Year	Allocation	Expenditures	Carryover Amount	Carryover %	Carryover Threshold %	Locked
2023-24	\$128,870	\$94,164	\$34,706	 26.93%	20%	08/26/2024 04:14 PM PDT

Additional Comments

Not Entered

✓ I certify that our agency did not exceed the allowed indirect rate as directed in the Adult Education Program Guidance.

Reef-Sunset Unified
2023-24 Q4

Submitted by Jicela Soto

Approved by Shanna Ahrens

Object Code	Year to Date (YTD) Expenditure	YTD Forecast	% Expended of YTD Forecast	Project Budget	% Expended of Project Budget	Budget Remaining
1000 - Instructional Salaries	\$100,000	\$100,000	100%	\$100,000	100%	\$0
2000 - Non-Instructional Salaries	\$79,884	\$79,884	100%	\$79,884	100%	\$0
3000 - Employee Benefits	\$65,000	\$65,000	100%	\$65,000	100%	\$0
4000 - Supplies and Materials	\$3,276	\$3,276	100%	\$3,276	100%	\$0
5000 - Other Operating Expenses and Services	\$16,000	\$16,000	100%	\$16,000	100%	\$0
6000 - Capital Outlay	\$0	\$0	100%	\$0	100%	\$0
7000 - Other Outgo	\$0	\$0	100%	\$0	100%	\$0
Indirect Costs	\$0	\$0	100%	\$0	100%	\$0
Totals	\$264,160	\$264,160	100%	\$264,160	100%	\$0

Member Carryover Compliance Status

Description: The Member Carryover Compliance Status table shows how the member's spending is tracking against the allocations for the displayed fiscal year(s) based on expenditures entered as of the time of viewing.

Expenditures: A negative value indicates that current fiscal year spending has not begun, as there are still unused funds from previous fiscal years.

Carryover Amount & Carryover %: If current fiscal year spending has not yet begun (a negative Expenditures amount), Carryover Amount will remain equal to Allocation and Carryover % will remain 100%.

Fiscal Year	Allocation	Expenditures	Carryover Amount	Carryover %	Carryover Threshold %	Locked
2023-24	\$264,160	\$264,160	\$0	0%	20%	08/26/2024 04:14 PM PDT

Additional Comments

Not Entered

✓ I certify that our agency did not exceed the allowed indirect rate as directed in the Adult Education Program Guidance.

**West Hills CCD
2023-24 Q4**

Submitted by Cecilio Mora

Approved by Shanna Ahrens

Object Code	Year to Date (YTD) Expenditure	YTD Forecast	% Expended of YTD Forecast	Project Budget	% Expended of Project Budget	Budget Remaining
1000 - Instructional Salaries	\$2,100	\$4,025	52.17%	\$4,025	52.17%	\$1,925
2000 - Non-Instructional Salaries	\$145,525	\$145,525	100%	\$145,525	100%	\$0
3000 - Employee Benefits	\$70,170	\$75,000	93.56%	\$75,000	93.56%	\$4,830
4000 - Supplies and Materials	\$178	\$9,500	1.87%	\$9,500	1.87%	\$9,322
5000 - Other Operating Expenses and Services	\$89,085	\$89,085	100%	\$89,085	100%	\$0
6000 - Capital Outlay	\$0	\$0	100%	\$0	100%	\$0
7000 - Other Outgo	\$0	\$0	100%	\$0	100%	\$0
Indirect Costs	\$0	\$0	100%	\$0	100%	\$0
Totals	\$307,058	\$323,135	95.02%	\$323,135	95.02%	\$16,077

Member Carryover Compliance Status

Description: The Member Carryover Compliance Status table shows how the member's spending is tracking against the allocations for the displayed fiscal year(s) based on expenditures entered as of the time of viewing.

Expenditures: A negative value indicates that current fiscal year spending has not begun, as there are still unused funds from previous fiscal years.

Carryover Amount & Carryover %: If current fiscal year spending has not yet begun (a negative Expenditures amount), Carryover Amount will remain equal to Allocation and Carryover % will remain 100%.

Fiscal Year	Allocation	Expenditures	Carryover Amount	Carryover %	Carryover Threshold %	Locked
2023-24	\$258,122	\$242,045	\$16,077	6.23%	20%	08/26/2024 04:14 PM PDT

Additional Comments

Not Entered

✓ I certify that our agency did not exceed the allowed indirect rate as directed in the Adult Education Program Guidance.



California
Community
Colleges



2024 © California Community Colleges
NOVA Site Version: 7.3.5