

Big Oak Flat-Groveland Unified 2021-22 Q2

Submitted by Colleen Whitlock

Approved

Object Code	Year to Date (YTD) Expenditure	YTD Forecast	% Expended of YTD Forecast	Project Budget	% Expended of Project Budget	Budget Remaining
1000 - Instructional Salaries	\$0	\$0	100%	\$0	100%	\$0
2000 - Non-Instructional Salaries	\$0	\$0	100%	\$0	100%	\$0
3000 - Employee Benefits	\$0	\$0	100%	\$0	100%	\$0
4000 - Supplies and Materials	\$0	\$0	100%	\$0	100%	\$0
5000 - Other Operating Expenses and Services	\$0	\$16,116	0%	\$48,836	0%	\$48,836
6000 - Capital Outlay	\$0	\$0	100%	\$0	100%	\$0
7000 - Other Outgo	\$0	\$0	100%	\$0	100%	\$0
Indirect Costs	\$0	\$0	100%	\$0	100%	\$0
Totals	\$0	\$16,116	0%	\$48,836	! 0%	\$48,836

Corrective Action Plan *

50% of MOU will be expended once the funds are received and transferred for the first half of the year.

Additional Comments

Not Entered

Allocation Year 2019-20 Closeout

I have reviewed the fiscal reports for my agency and confirmed that all funds for this allocation year have been spent.

2019-20 Reverted Funds:
\$0

2021-22 Q2

Submitted by Jared Hungerford

Approved

Object Code	Year to Date (YTD) Expenditure	YTD Forecast	% Expended of YTD Forecast	Project Budget	% Expended of Project Budget	Budget Remaining
1000 - Instructional Salaries	\$40,669	\$40,867	99.52%	\$81,734	49.76%	\$41,065
2000 - Non-Instructional Salaries	\$3,294	\$3,237	101.78%	\$6,473	50.89%	\$3,179
3000 - Employee Benefits	\$16,575	\$16,668	99.45%	\$33,335	49.72%	\$16,760
4000 - Supplies and Materials	\$0	\$1,747	0%	\$3,493	0%	\$3,493
5000 - Other Operating Expenses and Services	\$0	\$0	100%	\$0	100%	\$0
6000 - Capital Outlay	\$0	\$0	100%	\$0	100%	\$0
7000 - Other Outgo	\$0	\$0	100%	\$0	100%	\$0
Indirect Costs	\$3,027	\$3,126	96.83%	\$6,252	48.42%	\$3,225
Totals	\$63,565	\$65,644	96.83%	\$131,287	48.42%	\$67,722

Additional Comments

Not Entered

Allocation Year 2019-20 Closeout

I have reviewed the fiscal reports for my agency and confirmed that all funds for this allocation year have been spent.

2019-20 Reverted Funds:

\$0

Ceres Unified
2021-22 Q2

Submitted by Emily Harry

Approved

Object Code	Year to Date (YTD) Expenditure	YTD Forecast	% Expended of YTD Forecast	Project Budget	% Expended of Project Budget	Budget Remaining
1000 - Instructional Salaries	\$30,933	\$16,754	184.63%	\$83,772	36.93%	\$52,839
2000 - Non-Instructional Salaries	\$125,941	\$53,328	236.16%	\$266,638	47.23%	\$140,697
3000 - Employee Benefits	\$76,153	\$32,221	236.35%	\$161,105	47.27%	\$84,952
4000 - Supplies and Materials	\$12,820	\$22,272	57.56%	\$111,362	11.51%	\$98,542
5000 - Other Operating Expenses and Services	\$44,851	\$47,392	94.64%	\$236,962	18.93%	\$192,111
6000 - Capital Outlay	\$0	\$0	100%	\$0	100%	\$0
7000 - Other Outgo	\$0	\$3,242	0%	\$16,209	0%	\$16,209
Indirect Costs	\$0	\$6,880	0%	\$34,399	0%	\$34,399
Totals	\$290,698	\$182,089	159.65%	\$910,447	31.93%	\$619,749

Additional Comments

Not Entered

Allocation Year 2019-20 Closeout

I have reviewed the fiscal reports for my agency and confirmed that all funds for this allocation year have been spent.


2019-20 Reverted Funds:

\$0

**Modesto City High
2021-22 Q2**

Submitted by Antony Little

Approved

Object Code	Year to Date (YTD) Expenditure	YTD Forecast	% Expended of YTD Forecast	Project Budget	% Expended of Project Budget	Budget Remaining
1000 - Instructional Salaries	\$77,837	\$72,737	107.01%	\$290,949	26.75%	\$213,112
2000 - Non-Instructional Salaries	\$24,131	\$16,692	144.57%	\$66,767	36.14%	\$42,636
3000 - Employee Benefits	\$32,421	\$26,075	124.34%	\$104,298	31.08%	\$71,877
4000 - Supplies and Materials	\$4,828	\$17,945	26.9%	\$71,781	6.73%	\$66,953
5000 - Other Operating Expenses and Services	\$6,820	\$104,368	6.53%	\$417,473	1.63%	\$410,653
6000 - Capital Outlay	\$0	\$0	100%	\$0	100%	\$0
7000 - Other Outgo	\$0	\$0	100%	\$0	100%	\$0
Indirect Costs	\$0	\$0	100%	\$0	100%	\$0
Totals	\$146,037	\$237,817	61.41%	\$951,268	15.35% 	\$805,231

Corrective Action Plan *

Due to the delay in deliveries and the shorten timeframe for paying vendors during the Winter break, vendors were paid in January, 2022. By the end of the 3rd quarter, our projected expenditures will be closer to our target percentages.

Additional Comments

Not Entered

Allocation Year 2019-20 Closeout

I have reviewed the fiscal reports for my agency and confirmed that all funds for this allocation year have been spent.

2019-20 Reverted Funds:
\$0

Modesto Junior College
2021-22 Q2

Submitted
Approved

Object Code	Year to Date (YTD) Expenditure	YTD Forecast	% Expended of YTD Forecast	Project Budget	% Expended of Project Budget	Budget Remaining
1000 - Instructional Salaries	\$0	\$0	100%	\$0	100%	\$0
2000 - Non-Instructional Salaries	\$0	\$0	100%	\$0	100%	\$0
3000 - Employee Benefits	\$0	\$0	100%	\$0	100%	\$0
4000 - Supplies and Materials	\$0	\$0	100%	\$0	100%	\$0
5000 - Other Operating Expenses and Services	\$0	\$0	100%	\$0	100%	\$0
6000 - Capital Outlay	\$0	\$0	100%	\$0	100%	\$0
7000 - Other Outgo	\$0	\$0	100%	\$0	100%	\$0
Indirect Costs	\$0	\$0	100%	\$0	100%	\$0
Totals	\$0	\$0	100%	\$0	100%	\$0

Additional Comments

Not Entered

Allocation Year 2019-20 Closeout

I have reviewed the fiscal reports for my agency and confirmed that all funds for this allocation year have been spent.


2019-20 Reverted Funds:

\$0

**Newman-Crows Landing Unified
2021-22 Q2**

Submitted by Rick Gonzalez

Approved

Object Code	Year to Date (YTD) Expenditure	YTD Forecast	% Expended of YTD Forecast	Project Budget	% Expended of Project Budget	Budget Remaining
1000 - Instructional Salaries	\$3,311	\$7,200	45.99%	\$24,000	13.8%	\$20,689
2000 - Non-Instructional Salaries	\$12,707	\$7,800	162.91%	\$26,000	48.87%	\$13,293
3000 - Employee Benefits	\$6,028	\$5,100	118.2%	\$17,000	35.46%	\$10,972
4000 - Supplies and Materials	\$0	\$1,500	0%	\$5,000	0%	\$5,000
5000 - Other Operating Expenses and Services	\$13,135	\$20,487	64.11%	\$68,289	19.23%	\$55,154
6000 - Capital Outlay	\$0	\$0	100%	\$0	100%	\$0
7000 - Other Outgo	\$0	\$0	100%	\$0	100%	\$0
Indirect Costs	\$1,759	\$1,657	106.14%	\$5,524	31.84%	\$3,765
Totals	\$36,940	\$43,744	84.45%	\$145,813	25.33% 	\$108,873

Corrective Action Plan *

Delays in expenditures for programs because of Covid. We will catch up on spending down the surplus.

Additional Comments

We are working on the ESL Classes and the invoicing for this portion of the program.

Allocation Year 2019-20 Closeout

I have reviewed the fiscal reports for my agency and confirmed that all funds for this allocation year have been spent.

2019-20 Reverted Funds:

\$0

**Patterson Joint Unified
2021-22 Q2**

Submitted by Marcos Huerta

Approved

Object Code	Year to Date (YTD) Expenditure	YTD Forecast	% Expended of YTD Forecast	Project Budget	% Expended of Project Budget	Budget Remaining
1000 - Instructional Salaries	\$5,212	\$2,688	193.93%	\$10,750	48.48%	\$5,538
2000 - Non-Instructional Salaries	\$0	\$625	0%	\$2,500	0%	\$2,500
3000 - Employee Benefits	\$1,131	\$963	117.45%	\$3,852	29.36%	\$2,721
4000 - Supplies and Materials	\$0	\$10,000	0%	\$40,000	0%	\$40,000
5000 - Other Operating Expenses and Services	\$118,482	\$128,180	92.43%	\$512,721	23.11%	\$394,239
6000 - Capital Outlay	\$0	\$0	100%	\$0	100%	\$0
7000 - Other Outgo	\$0	\$0	100%	\$0	100%	\$0
Indirect Costs	\$8,400	\$7,123	117.93%	\$28,492	29.48%	\$20,092
Totals	\$133,225	\$149,579	89.07%	\$598,315	22.27%	\$465,090

Corrective Action Plan *

New programs were slow starting due to the continuation of the pandemic. We should be more on track in the next quarter. Our Truck driving program will begin in Q2 and will account for more expenditures. Our Tech Coding Academy will begin in Q3 which will account for more expenditures.

Additional Comments

Learning Quest (English/Spanish GED classes), Community Business College (Bookkeeping/Microsoft classes), First Lady Permanente (EMT class and CNA) and English as a second language classes.

Allocation Year 2019-20 Closeout

I have reviewed the fiscal reports for my agency and confirmed that all funds for this allocation year have been spent.

2019-20 Reverted Funds:

\$0

Riverbank Unified
2021-22 Q2

Submitted by Araseli Zamora

Approved

Object Code	Year to Date (YTD) Expenditure	YTD Forecast	% Expended of YTD Forecast	Project Budget	% Expended of Project Budget	Budget Remaining
1000 - Instructional Salaries	\$0	\$0	100%	\$0	100%	\$0
2000 - Non-Instructional Salaries	\$0	\$0	100%	\$0	100%	\$0
3000 - Employee Benefits	\$0	\$0	100%	\$0	100%	\$0
4000 - Supplies and Materials	\$0	\$1,500	0%	\$6,000	0%	\$6,000
5000 - Other Operating Expenses and Services	\$53,554	\$39,553	135.4%	\$158,211	33.85%	\$104,657
6000 - Capital Outlay	\$0	\$0	100%	\$0	100%	\$0
7000 - Other Outgo	\$0	\$0	100%	\$0	100%	\$0
Indirect Costs	\$0	\$2,008	0%	\$8,030	0%	\$8,030
Totals	\$53,554	\$43,060	124.37%	\$172,241	31.09%	\$118,687

Additional Comments

Not Entered

Allocation Year 2019-20 Closeout

I have reviewed the fiscal reports for my agency and confirmed that all funds for this allocation year have been spent.

2019-20 Reverted Funds:

\$0

**Sonora Union High
2021-22 Q2**

Submitted by Roy Morlan

Approved

Object Code	Year to Date (YTD) Expenditure	YTD Forecast	% Expended of YTD Forecast	Project Budget	% Expended of Project Budget	Budget Remaining
1000 - Instructional Salaries	\$21,998	\$12,810	171.72%	\$47,446	46.36%	\$25,448
2000 - Non-Instructional Salaries	\$5,539	\$3,200	173.08%	\$11,853	46.73%	\$6,314
3000 - Employee Benefits	\$10,777	\$5,959	180.86%	\$22,070	48.83%	\$11,293
4000 - Supplies and Materials	\$0	\$0	100%	\$0	100%	\$0
5000 - Other Operating Expenses and Services	\$0	\$0	100%	\$0	100%	\$0
6000 - Capital Outlay	\$0	\$0	100%	\$0	100%	\$0
7000 - Other Outgo	\$0	\$1,210	0%	\$4,482	0%	\$4,482
Indirect Costs	\$0	\$0	100%	\$0	100%	\$0
Totals	\$38,314	\$23,180	165.29%	\$85,851	44.63%	\$47,537

Additional Comments

Not Entered

Allocation Year 2019-20 Closeout

I have reviewed the fiscal reports for my agency and confirmed that all funds for this allocation year have been spent.

2019-20 Reverted Funds:

\$0

**Stanislaus Co. Office of Education
2021-22 Q2**

Submitted by Dallas Plaa

Approved

Object Code	Year to Date (YTD) Expenditure	YTD Forecast	% Expended of YTD Forecast	Project Budget	% Expended of Project Budget	Budget Remaining
1000 - Instructional Salaries	\$15,969	\$12,506	127.69%	\$41,687	38.31%	\$25,718
2000 - Non-Instructional Salaries	\$0	\$0	100%	\$0	100%	\$0
3000 - Employee Benefits	\$5,216	\$3,751	139.07%	\$12,502	41.72%	\$7,286
4000 - Supplies and Materials	\$21	\$3,997	0.53%	\$13,324	0.16%	\$13,303
5000 - Other Operating Expenses and Services	\$124,343	\$60,978	203.92%	\$203,259	61.17%	\$78,916
6000 - Capital Outlay	\$0	\$0	100%	\$0	100%	\$0
7000 - Other Outgo	\$0	\$0	100%	\$0	100%	\$0
Indirect Costs	\$7,251	\$4,062	178.52%	\$13,539	53.56%	\$6,288
Totals	\$152,800	\$85,293	179.15%	\$284,311	53.74%	\$131,511

Additional Comments

A correction was made to Dallas Plaa's June, 2021 salary/fringe in July, 2021. The correction did not get captured on the 20/21 Q4 report, nor was it captured in 21/22 Q1. The adjustment of \$1,528.45 is reflected in the 21/22 Q2 report. Also, indirect has been calculated incorrectly in several prior years as well as 21/22 Q1. Adjusting entries to indirect will be reflected in 21/22 Q3

Allocation Year 2019-20 Closeout

I have reviewed the fiscal reports for my agency and confirmed that all funds for this allocation year have been spent.

2019-20 Reverted Funds:

\$0

**Summerville Union High
2021-22 Q2**

Submitted by Dr. Stephen Sweitzer

Approved

Object Code	Year to Date (YTD) Expenditure	YTD Forecast	% Expended of YTD Forecast	Project Budget	% Expended of Project Budget	Budget Remaining
1000 - Instructional Salaries	\$2,401	\$6,600	36.38%	\$12,000	20.01%	\$9,599
2000 - Non-Instructional Salaries	\$8,874	\$9,625	92.2%	\$17,500	50.71%	\$8,626
3000 - Employee Benefits	\$4,360	\$7,013	62.17%	\$12,750	34.2%	\$8,390
4000 - Supplies and Materials	\$0	\$13,750	0%	\$25,000	0%	\$25,000
5000 - Other Operating Expenses and Services	\$476	\$16,500	2.88%	\$30,000	1.59%	\$29,524
6000 - Capital Outlay	\$0	\$0	100%	\$0	100%	\$0
7000 - Other Outgo	\$0	\$0	100%	\$0	100%	\$0
Indirect Costs	\$0	\$1,299	0%	\$2,361	0%	\$2,361
Totals	\$16,111	\$54,786	29.41%	\$99,611	16.17%	\$83,500

Corrective Action Plan *

Program expenses will increase, expenditures are expected to be on target for the 3rd quarter.

Additional Comments

Not Entered

Allocation Year 2019-20 Closeout

I have reviewed the fiscal reports for my agency and confirmed that all funds for this allocation year have been spent.

2019-20 Reverted Funds:

\$0

**Tuolumne County Superintendent of Schools
2021-22 Q2**

Submitted by 2095362073 Cathy Parker

Approved

Object Code	Year to Date (YTD) Expenditure	YTD Forecast	% Expended of YTD Forecast	Project Budget	% Expended of Project Budget	Budget Remaining
1000 - Instructional Salaries	\$44,214	\$29,535	149.7%	\$113,597	38.92%	\$69,383
2000 - Non-Instructional Salaries	\$14,438	\$7,599	190.01%	\$29,225	49.4%	\$14,787
3000 - Employee Benefits	\$21,451	\$13,199	162.52%	\$50,766	42.25%	\$29,315
4000 - Supplies and Materials	\$9,559	\$2,689	355.43%	\$10,344	92.41%	\$785
5000 - Other Operating Expenses and Services	\$11,222	\$5,330	210.54%	\$20,500	54.74%	\$9,278
6000 - Capital Outlay	\$0	\$0	100%	\$0	100%	\$0
7000 - Other Outgo	\$0	\$0	100%	\$0	100%	\$0
Indirect Costs	\$5,044	\$2,918	172.87%	\$11,222	44.95%	\$6,178
Totals	\$105,928	\$61,270	172.89%	\$235,654	44.95%	\$129,726

Additional Comments

Not Entered

Allocation Year 2019-20 Closeout

I have reviewed the fiscal reports for my agency and confirmed that all funds for this allocation year have been spent.


2019-20 Reverted Funds:

\$0

**Turlock Unified
2021-22 Q2**

Submitted by Dr. Jessie Ccja

Approved

Object Code	Year to Date (YTD) Expenditure	YTD Forecast	% Expended of YTD Forecast	Project Budget	% Expended of Project Budget	Budget Remaining
1000 - Instructional Salaries	\$149,612	\$154,955	96.55%	\$516,517	28.97%	\$366,905
2000 - Non-Instructional Salaries	\$130,971	\$108,095	121.16%	\$360,316	36.35%	\$229,345
3000 - Employee Benefits	\$88,103	\$73,093	120.54%	\$243,643	36.16%	\$155,540
4000 - Supplies and Materials	\$5,700	\$8,367	68.12%	\$27,891	20.44%	\$22,191
5000 - Other Operating Expenses and Services	\$74,843	\$89,294	83.82%	\$297,648	25.14%	\$222,805
6000 - Capital Outlay	\$0	\$4,223	0%	\$14,075	0%	\$14,075
7000 - Other Outgo	\$0	\$0	100%	\$0	100%	\$0
Indirect Costs	\$0	\$21,902	0%	\$73,005	0%	\$73,005
Totals	\$449,229	\$459,929	97.67%	\$1,533,095	29.3% 	\$1,083,866

Corrective Action Plan *

Due to delay in program launch of programs slated to begin in Fall 2021 some projections fell short. It is expected that projections will be on target for the Quarter 3 report.

Additional Comments

Not Entered

Allocation Year 2019-20 Closeout

I have reviewed the fiscal reports for my agency and confirmed that all funds for this allocation year have been spent.


2019-20 Reverted Funds:

\$0

Waterford Unified
2021-22 Q2

Submitted by Tonya Bibbins

Approved

Object Code	Year to Date (YTD) Expenditure	YTD Forecast	% Expended of YTD Forecast	Project Budget	% Expended of Project Budget	Budget Remaining
1000 - Instructional Salaries	\$23,542	\$36,589	64.34%	\$60,982	38.6%	\$37,440
2000 - Non-Instructional Salaries	\$7,037	\$8,887	79.18%	\$14,812	47.51%	\$7,775
3000 - Employee Benefits	\$7,784	\$17,571	44.3%	\$29,285	26.58%	\$21,501
4000 - Supplies and Materials	\$862	\$24,877	3.47%	\$41,461	2.08%	\$40,599
5000 - Other Operating Expenses and Services	\$4,828	\$17,807	27.11%	\$29,679	16.27%	\$24,851
6000 - Capital Outlay	\$0	\$0	100%	\$0	100%	\$0
7000 - Other Outgo	\$0	\$0	100%	\$0	100%	\$0
Indirect Costs	\$0	\$4,500	0%	\$7,500	0%	\$7,500
Totals	\$44,053	\$110,231	39.96%	\$183,719	23.98% 	\$139,666

Corrective Action Plan *

Covid Omicron surge this winter negatively impacted the ability for us to launch two of our programs this winter. At this time, the plan is to try again to launch the parenting class in March 2022.

Additional Comments

Not Entered

Allocation Year 2019-20 Closeout

I have reviewed the fiscal reports for my agency and confirmed that all funds for this allocation year have been spent.

2019-20 Reverted Funds:

\$0

Yosemite CCD
2021-22 Q2

Submitted by Parul Parikh

Approved

Object Code	Year to Date (YTD) Expenditure	YTD Forecast	% Expended of YTD Forecast	Project Budget	% Expended of Project Budget	Budget Remaining
1000 - Instructional Salaries	\$27,185	\$50,712	53.61%	\$92,203	29.48%	\$65,018
2000 - Non-Instructional Salaries	\$118,070	\$155,362	76%	\$282,476	41.8%	\$164,406
3000 - Employee Benefits	\$68,192	\$91,224	74.75%	\$165,861	41.11%	\$97,669
4000 - Supplies and Materials	\$20,825	\$25,768	80.82%	\$46,851	44.45%	\$26,026
5000 - Other Operating Expenses and Services	\$22,650	\$68,134	33.24%	\$123,880	18.28%	\$101,230
6000 - Capital Outlay	\$0	\$62,762	0%	\$114,113	0%	\$114,113
7000 - Other Outgo	\$0	\$12,906	0%	\$23,466	0%	\$23,466
Indirect Costs	\$17,058	\$18,675	91.34%	\$33,954	50.24%	\$16,896
Totals	\$273,980	\$485,542	56.43%	\$882,804	31.04%	\$608,824

Additional Comments

Not Entered

Allocation Year 2019-20 Closeout

I have reviewed the fiscal reports for my agency and confirmed that all funds for this allocation year have been spent.

2019-20 Reverted Funds:

\$0



California Community Colleges



2022 © California Community Colleges
NOVA Site Version: 6.0.4