

Big Oak Flat-Groveland Unified 2022-23 Q2

Submitted by Diana Harford Tuolumne County Superintendent of Schools Office

Approved by Pedro Mendez

Object Code	Year to Date (YTD) Expenditure	YTD Forecast	% Expended of YTD Forecast	Project Budget	% Expended of Project Budget	Budget Remaining
1000 - Instructional Salaries	\$0	\$0	100%	\$0	100%	\$0
2000 - Non-Instructional Salaries	\$0	\$0	100%	\$0	100%	\$0
3000 - Employee Benefits	\$0	\$0	100%	\$0	100%	\$0
4000 - Supplies and Materials	\$0	\$0	100%	\$0	100%	\$0
5000 - Other Operating Expenses and Services	\$21,433	\$20,796	103.06%	\$99,030	21.64%	\$77,597
6000 - Capital Outlay	\$0	\$0	100%	\$0	100%	\$0
7000 - Other Outgo	\$0	\$0	100%	\$0	100%	\$0
Indirect Costs	\$0	\$0	100%	\$0	100%	\$0
Totals	\$21,433	\$20,796	103.06%	\$99,030	21.64%	\$77,597

Corrective Action Plan *

Not Entered

Additional Comments

Not Entered

Allocation Year 2020-21 Closeout

I have reviewed the fiscal reports for my agency and confirmed that all funds for this allocation year have been spent.

2020-21 Reverted Funds:

\$0

Calaveras Co. Office of Education 2022-23 Q2

Submitted by Jessica Dorris

Approved by Pedro Mendez

Object Code	Year to Date (YTD) Expenditure	YTD Forecast	% Expended of YTD Forecast	Project Budget	% Expended of Project Budget	Budget Remaining
1000 - Instructional Salaries	\$46,958	\$46,628	100.71%	\$93,255	50.35%	\$46,297
2000 - Non-Instructional Salaries	\$1,453	\$727	200%	\$1,453	100%	\$0
3000 - Employee Benefits	\$13,621	\$14,107	96.56%	\$28,213	48.28%	\$14,592
4000 - Supplies and Materials	\$0	\$0	100%	\$0	100%	\$0
5000 - Other Operating Expenses and Services	\$0	\$0	100%	\$0	100%	\$0
6000 - Capital Outlay	\$0	\$0	100%	\$0	100%	\$0
7000 - Other Outgo	\$0	\$0	100%	\$0	100%	\$0
Indirect Costs	\$3,102	\$3,073	100.94%	\$6,146	50.47%	\$3,044
Totals	\$65,134	\$64,534	100.93%	\$129,067	50.47%	\$63,933

Additional Comments

Not Entered

Allocation Year 2020-21 Closeout

I have reviewed the fiscal reports for my agency and confirmed that all funds for this allocation year have been spent.

2020-21 Reverted Funds:

\$0

Ceres Unified 2022-23 Q2

Submitted by Emily Harry

Approved by Pedro Mendez

Object Code	Year to Date (YTD) Expenditure	YTD Forecast	% Expended of YTD Forecast	Project Budget	% Expended of Project Budget	Budget Remaining
1000 - Instructional Salaries	\$40,579	\$20,025	202.64%	\$100,125	40.53%	\$59,546
2000 - Non-Instructional Salaries	\$126,913	\$55,405	229.06%	\$277,026	45.81%	\$150,113
3000 - Employee Benefits	\$79,456	\$36,330	218.71%	\$181,648	43.74%	\$102,192
4000 - Supplies and Materials	\$9,843	\$4,931	199.61%	\$24,656	39.92%	\$14,813
5000 - Other Operating Expenses and Services	\$50,784	\$35,620	142.57%	\$178,099	28.51%	\$127,315
6000 - Capital Outlay	\$0	\$0	100%	\$0	100%	\$0
7000 - Other Outgo	\$0	\$843	0%	\$4,216	0%	\$4,216
Indirect Costs	\$0	\$6,517	0%	\$32,584	0%	\$32,584
Totals	\$307,575	\$159,671	192.63%	\$798,354	38.53%	\$490,779

Additional Comments

Not Entered

Allocation Year 2020-21 Closeout

I have reviewed the fiscal reports for my agency and confirmed that all funds for this allocation year have been spent.

2020-21 Reverted Funds:

\$0

Columbia College
2022-23 Q2

Submitted by Steve Amador

Approved by Pedro Mendez

Object Code	Year to Date (YTD) Expenditure	YTD Forecast	% Expended of YTD Forecast	Project Budget	% Expended of Project Budget	Budget Remaining
1000 - Instructional Salaries	\$0	\$0	100%	\$0	100%	\$0
2000 - Non-Instructional Salaries	\$4,764	\$17,253	27.61%	\$78,421	6.07%	\$73,657
3000 - Employee Benefits	\$5,336	\$9,900	53.9%	\$45,000	11.86%	\$39,664
4000 - Supplies and Materials	\$0	\$2,200	0%	\$10,000	0%	\$10,000
5000 - Other Operating Expenses and Services	\$0	\$2,420	0%	\$11,000	0%	\$11,000
6000 - Capital Outlay	\$0	\$0	100%	\$0	100%	\$0
7000 - Other Outgo	\$0	\$0	100%	\$0	100%	\$0
Indirect Costs	\$2,128	\$1,324	160.68%	\$6,020	35.35%	\$3,892
Totals	\$12,228	\$33,097	36.95%	\$150,441	8.13%	\$138,213

Corrective Action Plan *

Expenditures are below the target levels due to a period of time where our Adult Education coordinator left the college and we were in the process of filling the position. Expenditures will continue now that we have a replacement in place.

Additional Comments

Not Entered

Allocation Year 2020-21 Closeout

I have reviewed the fiscal reports for my agency and confirmed that all funds for this allocation year have been spent.


2020-21 Reverted Funds:

\$0

**Modesto City High
2022-23 Q2**

Submitted by Antony Little

Approved by Pedro Mendez

Object Code	Year to Date (YTD) Expenditure	YTD Forecast	% Expended of YTD Forecast	Project Budget	% Expended of Project Budget	Budget Remaining
1000 - Instructional Salaries	\$126,016	\$81,168	155.25%	\$324,673	38.81%	\$198,657
2000 - Non-Instructional Salaries	\$29,293	\$12,553	233.35%	\$50,213	58.34%	\$20,920
3000 - Employee Benefits	\$47,950	\$28,525	168.1%	\$114,098	42.03%	\$66,148
4000 - Supplies and Materials	\$2,829	\$27,218	10.39%	\$108,873	2.6%	\$106,044
5000 - Other Operating Expenses and Services	\$38,372	\$71,302	53.82%	\$285,206	13.45%	\$246,834
6000 - Capital Outlay	\$0	\$0	100%	\$0	100%	\$0
7000 - Other Outgo	\$0	\$0	100%	\$0	100%	\$0
Indirect Costs	\$0	\$0	100%	\$0	100%	\$0
Totals	\$244,460	\$220,766	110.73%	\$883,063	27.68% 	\$638,603

Corrective Action Plan *

Recently hired staff will be reflected in increased expenditures along with equipment and supplies to support expansion of ESL and Diploma courses.

Additional Comments

Not Entered

Allocation Year 2020-21 Closeout

I have reviewed the fiscal reports for my agency and confirmed that all funds for this allocation year have been spent.

2020-21 Reverted Funds:

\$0

**Modesto Junior College
2022-23 Q2**

Submitted by Saul Guzman

Approved by Pedro Mendez

Object Code	Year to Date (YTD) Expenditure	YTD Forecast	% Expended of YTD Forecast	Project Budget	% Expended of Project Budget	Budget Remaining
1000 - Instructional Salaries	\$31,949	\$27,978	114.19%	\$93,260	34.26%	\$61,311
2000 - Non-Instructional Salaries	\$77,313	\$82,007	94.28%	\$273,356	28.28%	\$196,043
3000 - Employee Benefits	\$47,741	\$53,441	89.33%	\$178,135	26.8%	\$130,394
4000 - Supplies and Materials	\$5,963	\$10,392	57.38%	\$34,640	17.21%	\$28,677
5000 - Other Operating Expenses and Services	\$60,977	\$37,192	163.95%	\$123,973	49.19%	\$62,996
6000 - Capital Outlay	\$49,623	\$16,076	308.67%	\$53,588	92.6%	\$3,965
7000 - Other Outgo	\$0	\$15,280	0%	\$50,932	0%	\$50,932
Indirect Costs	\$11,634	\$10,638	109.36%	\$35,461	32.81%	\$23,827
Totals	\$285,200	\$253,003	112.73%	\$843,345	33.82%	\$558,145

Additional Comments

Not Entered

Allocation Year 2020-21 Closeout

I have reviewed the fiscal reports for my agency and confirmed that all funds for this allocation year have been spent.

2020-21 Reverted Funds:

\$0

**Newman-Crows Landing Unified
2022-23 Q2**

Submitted by Rick Gonzalez

Approved by Pedro Mendez

Object Code	Year to Date (YTD) Expenditure	YTD Forecast	% Expended of YTD Forecast	Project Budget	% Expended of Project Budget	Budget Remaining
1000 - Instructional Salaries	\$3,160	\$2,600	121.54%	\$13,000	24.31%	\$9,840
2000 - Non-Instructional Salaries	\$8,734	\$4,319	202.24%	\$21,593	40.45%	\$12,859
3000 - Employee Benefits	\$4,906	\$3,380	145.16%	\$16,899	29.03%	\$11,993
4000 - Supplies and Materials	\$0	\$0	100%	\$0	100%	\$0
5000 - Other Operating Expenses and Services	\$24,881	\$15,600	159.49%	\$78,000	31.9%	\$53,119
6000 - Capital Outlay	\$0	\$0	100%	\$0	100%	\$0
7000 - Other Outgo	\$0	\$0	100%	\$0	100%	\$0
Indirect Costs	\$0	\$537	0%	\$2,683	0%	\$2,683
Totals	\$41,681	\$26,435	157.67%	\$132,175	31.53%	\$90,494

Additional Comments

Not Entered

Allocation Year 2020-21 Closeout

I have reviewed the fiscal reports for my agency and confirmed that all funds for this allocation year have been spent.


2020-21 Reverted Funds:

\$0

**Patterson Joint Unified
2022-23 Q2**

Submitted by Corrin Rivera Patterson High School

Approved by Pedro Mendez

Object Code	Year to Date (YTD) Expenditure	YTD Forecast	% Expended of YTD Forecast	Project Budget	% Expended of Project Budget	Budget Remaining
1000 - Instructional Salaries	\$750	\$5,700	13.16%	\$19,000	3.95%	\$18,250
2000 - Non-Instructional Salaries	\$0	\$2,400	0%	\$8,000	0%	\$8,000
3000 - Employee Benefits	\$228	\$2,250	10.13%	\$7,500	3.04%	\$7,272
4000 - Supplies and Materials	\$5,420	\$15,627	34.68%	\$52,089	10.41%	\$46,669
5000 - Other Operating Expenses and Services	\$114,539	\$145,355	78.8%	\$484,515	23.64%	\$369,976
6000 - Capital Outlay	\$0	\$0	100%	\$0	100%	\$0
7000 - Other Outgo	\$0	\$0	100%	\$0	100%	\$0
Indirect Costs	\$8,792	\$8,385	104.85%	\$27,950	31.46%	\$19,158
Totals	\$129,729	\$179,716	72.19%	\$599,054	21.66% 	\$469,325

Corrective Action Plan *

Planned ESL classes have not yet started. The school underwent a change in Administration and the new Principal will be reviewing and implementing the work plan in the coming quarter.

Additional Comments

Not Entered

Allocation Year 2020-21 Closeout

I have reviewed the fiscal reports for my agency and confirmed that all funds for this allocation year have been spent.

2020-21 Reverted Funds:

\$0

**Riverbank Unified
2022-23 Q2**

Submitted by Armando Nunez Riverbank Unified School District

Approved by Pedro Mendez

Object Code	Year to Date (YTD) Expenditure	YTD Forecast	% Expended of YTD Forecast	Project Budget	% Expended of Project Budget	Budget Remaining
1000 - Instructional Salaries	\$0	\$0	100%	\$0	100%	\$0
2000 - Non-Instructional Salaries	\$0	\$0	100%	\$0	100%	\$0
3000 - Employee Benefits	\$0	\$0	100%	\$0	100%	\$0
4000 - Supplies and Materials	\$0	\$2,500	0%	\$10,000	0%	\$10,000
5000 - Other Operating Expenses and Services	\$23,565	\$37,024	63.65%	\$148,096	15.91%	\$124,531
6000 - Capital Outlay	\$0	\$0	100%	\$0	100%	\$0
7000 - Other Outgo	\$0	\$0	100%	\$0	100%	\$0
Indirect Costs	\$0	\$1,970	0%	\$7,880	0%	\$7,880
Totals	\$23,565	\$41,494	56.79%	\$165,976	! 14.2%	\$142,411

Corrective Action Plan *

Pending Invoices from Learning Quest to spend the remaining funds for this school year during quarter third and fourth quarter. Also, we will normally allow a carryover to begin the following school year.

Additional Comments

Not Entered

Allocation Year 2020-21 Closeout

I have reviewed the fiscal reports for my agency and confirmed that all funds for this allocation year have been spent.

2020-21 Reverted Funds:

\$0

**Sonora Union High
2022-23 Q2**

Submitted by Ed Palfrey Sonora Union High School District

Approved by Pedro Mendez

Object Code	Year to Date (YTD) Expenditure	YTD Forecast	% Expended of YTD Forecast	Project Budget	% Expended of Project Budget	Budget Remaining
1000 - Instructional Salaries	\$31,135	\$18,837	165.29%	\$75,348	41.32%	\$44,213
2000 - Non-Instructional Salaries	\$5,906	\$3,054	193.39%	\$12,216	48.35%	\$6,310
3000 - Employee Benefits	\$12,486	\$8,024	155.62%	\$32,094	38.9%	\$19,608
4000 - Supplies and Materials	\$0	\$0	100%	\$0	100%	\$0
5000 - Other Operating Expenses and Services	\$0	\$0	100%	\$0	100%	\$0
6000 - Capital Outlay	\$0	\$0	100%	\$0	100%	\$0
7000 - Other Outgo	\$0	\$0	100%	\$0	100%	\$0
Indirect Costs	\$0	\$1,378	0%	\$5,512	0%	\$5,512
Totals	\$49,527	\$31,293	158.27%	\$125,170	39.57%	\$75,643

Additional Comments

Not Entered

Allocation Year 2020-21 Closeout

I have reviewed the fiscal reports for my agency and confirmed that all funds for this allocation year have been spent.

2020-21 Reverted Funds:

\$0

**Stanislaus Co. Office of Education
2022-23 Q2**

Submitted by Mary Medina

Approved by Pedro Mendez

Object Code	Year to Date (YTD) Expenditure	YTD Forecast	% Expended of YTD Forecast	Project Budget	% Expended of Project Budget	Budget Remaining
1000 - Instructional Salaries	\$0	\$0	100%	\$0	100%	\$0
2000 - Non-Instructional Salaries	\$12,235	\$11,570	105.75%	\$23,140	52.87%	\$10,905
3000 - Employee Benefits	\$5,517	\$5,661	97.46%	\$11,321	48.73%	\$5,804
4000 - Supplies and Materials	\$0	\$30,964	0%	\$61,927	0%	\$61,927
5000 - Other Operating Expenses and Services	\$29,318	\$102,715	28.54%	\$205,429	14.27%	\$176,111
6000 - Capital Outlay	\$0	\$0	100%	\$0	100%	\$0
7000 - Other Outgo	\$0	\$0	100%	\$0	100%	\$0
Indirect Costs	\$2,354	\$7,546	31.2%	\$15,091	15.6%	\$12,737
Totals	\$49,424	\$158,454	31.19%	\$316,908	! 15.6%	\$267,484

Corrective Action Plan *

Not Entered

Additional Comments

Not Entered

Allocation Year 2020-21 Closeout

I have reviewed the fiscal reports for my agency and confirmed that all funds for this allocation year have been spent.


2020-21 Reverted Funds:

\$0

**Summerville Union High
2022-23 Q2**

Submitted by Cindy Jensen

Approved by Pedro Mendez

Object Code	Year to Date (YTD) Expenditure	YTD Forecast	% Expended of YTD Forecast	Project Budget	% Expended of Project Budget	Budget Remaining
1000 - Instructional Salaries	\$5,438	\$16,793	32.38%	\$55,976	9.71%	\$50,538
2000 - Non-Instructional Salaries	\$11,711	\$6,850	170.97%	\$22,833	51.29%	\$11,122
3000 - Employee Benefits	\$6,436	\$12,058	53.38%	\$40,193	16.01%	\$33,757
4000 - Supplies and Materials	\$5,639	\$3,675	153.44%	\$12,250	46.03%	\$6,611
5000 - Other Operating Expenses and Services	\$1,688	\$3,000	56.27%	\$10,000	16.88%	\$8,312
6000 - Capital Outlay	\$0	\$0	100%	\$0	100%	\$0
7000 - Other Outgo	\$0	\$0	100%	\$0	100%	\$0
Indirect Costs	\$0	\$2,078	0%	\$6,928	0%	\$6,928
Totals	\$30,912	\$44,454	69.54%	\$148,180	20.86% 	\$117,268

Corrective Action Plan *

Reviewing possible additional hiring and services. Programming review in progress.

Additional Comments

Proposed programs to increase outreach and participation; additional software purchase to assist with meeting graduation requirements; calculate indirect costs.

Allocation Year 2020-21 Closeout

I have reviewed the fiscal reports for my agency and confirmed that all funds for this allocation year have been spent.

2020-21 Reverted Funds:

\$0

**Tuolumne County Superintendent of Schools
2022-23 Q2**

Submitted by Colleen Whitlock

Approved by Pedro Mendez

Object Code	Year to Date (YTD) Expenditure	YTD Forecast	% Expended of YTD Forecast	Project Budget	% Expended of Project Budget	Budget Remaining
1000 - Instructional Salaries	\$65,530	\$60,899	107.6%	\$114,904	57.03%	\$49,374
2000 - Non-Instructional Salaries	\$13,908	\$14,699	94.62%	\$27,734	50.15%	\$13,826
3000 - Employee Benefits	\$29,564	\$29,722	99.47%	\$56,079	52.72%	\$26,515
4000 - Supplies and Materials	\$4,407	\$2,544	173.23%	\$4,800	91.81%	\$393
5000 - Other Operating Expenses and Services	\$9,050	\$9,038	100.13%	\$17,053	53.07%	\$8,003
6000 - Capital Outlay	\$0	\$0	100%	\$0	100%	\$0
7000 - Other Outgo	\$0	\$0	100%	\$0	100%	\$0
Indirect Costs	\$6,123	\$5,845	104.76%	\$11,028	55.52%	\$4,905
Totals	\$128,582	\$122,747	104.75%	\$231,598	55.52%	\$103,016

Additional Comments

Not Entered

Allocation Year 2020-21 Closeout

I have reviewed the fiscal reports for my agency and confirmed that all funds for this allocation year have been spent.

2020-21 Reverted Funds:

\$0

**Turlock Unified
2022-23 Q2**

Submitted by Dr. Jessie Ccja

Approved by Pedro Mendez

Object Code	Year to Date (YTD) Expenditure	YTD Forecast	% Expended of YTD Forecast	Project Budget	% Expended of Project Budget	Budget Remaining
1000 - Instructional Salaries	\$173,057	\$110,578	156.5%	\$442,313	39.13%	\$269,256
2000 - Non-Instructional Salaries	\$159,498	\$83,643	190.69%	\$334,573	47.67%	\$175,075
3000 - Employee Benefits	\$108,560	\$65,637	165.39%	\$262,549	41.35%	\$153,989
4000 - Supplies and Materials	\$29,781	\$17,040	174.78%	\$68,158	43.69%	\$38,377
5000 - Other Operating Expenses and Services	\$120,631	\$114,676	105.19%	\$458,702	26.3%	\$338,071
6000 - Capital Outlay	\$0	\$0	100%	\$0	100%	\$0
7000 - Other Outgo	\$0	\$0	100%	\$0	100%	\$0
Indirect Costs	\$0	\$19,549	0%	\$78,196	0%	\$78,196
Totals	\$591,527	\$411,123	143.88%	\$1,644,491	35.97%	\$1,052,964

Additional Comments

Not Entered

Allocation Year 2020-21 Closeout

I have reviewed the fiscal reports for my agency and confirmed that all funds for this allocation year have been spent.


2020-21 Reverted Funds:

\$0

**Waterford Unified
2022-23 Q2**

Submitted by Tonya Bibbins

Approved by Pedro Mendez

Object Code	Year to Date (YTD) Expenditure	YTD Forecast	% Expended of YTD Forecast	Project Budget	% Expended of Project Budget	Budget Remaining
1000 - Instructional Salaries	\$30,755	\$43,015	71.5%	\$78,209	39.32%	\$47,454
2000 - Non-Instructional Salaries	\$7,181	\$10,508	68.34%	\$19,105	37.59%	\$11,924
3000 - Employee Benefits	\$9,193	\$13,139	69.97%	\$23,889	38.48%	\$14,696
4000 - Supplies and Materials	\$1,482	\$29,863	4.96%	\$54,296	2.73%	\$52,814
5000 - Other Operating Expenses and Services	\$3,651	\$7,948	45.94%	\$14,450	25.27%	\$10,799
6000 - Capital Outlay	\$0	\$0	100%	\$0	100%	\$0
7000 - Other Outgo	\$0	\$0	100%	\$0	100%	\$0
Indirect Costs	\$0	\$4,472	0%	\$8,130	0%	\$8,130
Totals	\$52,262	\$108,943	47.97%	\$198,079	26.38% 	\$145,817

Corrective Action Plan *

All classes are up and running with exception of Welding and Parenting due to failure to find a teacher for welding for the fall session. Parenting registrations were too low to offer for the fall semester. Parenting class will be offered as an institute format starting March 14 and run every tuesday for the next 8 weeks. Should see an increase in salary and supplies expenses once open and in progress. Welding will not be offered for the spring 2023 session. Purchase order for replacement computers for Diploma and ESL program was purchased in January which will show on Quarter 3 if received at that time.

Additional Comments

Not Entered

Allocation Year 2020-21 Closeout

I have reviewed the fiscal reports for my agency and confirmed that all funds for this allocation year have been spent.

2020-21 Reverted Funds:

\$0



California
Community
Colleges



2023 © California Community Colleges
NOVA Site Version: 6.2.5