

69 Yosemite (Stanislaus Mother Lode) Consortium

Big Oak Flat-Groveland Unified
2022-23 Q3

Submitted by Diana Harford Tuolumne County Superintendent of Schools Office

Approved by Saul Guzman

Object Code	Year to Date (YTD) Expenditure	YTD Forecast	% Expended of YTD Forecast	Project Budget	% Expended of Project Budget	Budget Remaining
1000 - Instructional Salaries	\$0	\$0	100%	\$0	100%	\$0
2000 - Non-Instructional Salaries	\$0	\$0	100%	\$0	100%	\$0
3000 - Employee Benefits	\$0	\$0	100%	\$0	100%	\$0
4000 - Supplies and Materials	\$0	\$0	100%	\$0	100%	\$0
5000 - Other Operating Expenses and Services	\$49,515	\$59,418	83.33%	\$99,030	50%	\$49,515
6000 - Capital Outlay	\$0	\$0	100%	\$0	100%	\$0
7000 - Other Outgo	\$0	\$0	100%	\$0	100%	\$0
Indirect Costs	\$0	\$0	100%	\$0	100%	\$0
Totals	\$49,515	\$59,418	83.33%	\$99,030	50%	\$49,515

Additional Comments

Not Entered

Calaveras Co. Office of Education
2022-23 Q3

Submitted by Jessica Dorris

Approved by Saul Guzman

Object Code	Year to Date (YTD) Expenditure	YTD Forecast	% Expended of YTD Forecast	Project Budget	% Expended of Project Budget	Budget Remaining
1000 - Instructional Salaries	\$70,814	\$69,941	101.25%	\$93,255	75.94%	\$22,441
2000 - Non-Instructional Salaries	\$1,453	\$1,090	133.33%	\$1,453	100%	\$0
3000 - Employee Benefits	\$22,797	\$21,160	107.74%	\$28,213	80.8%	\$5,416
4000 - Supplies and Materials	\$0	\$0	100%	\$0	100%	\$0
5000 - Other Operating Expenses and Services	\$0	\$0	100%	\$0	100%	\$0
6000 - Capital Outlay	\$0	\$0	100%	\$0	100%	\$0
7000 - Other Outgo	\$0	\$0	100%	\$0	100%	\$0
Indirect Costs	\$4,753	\$4,610	103.11%	\$6,146	77.33%	\$1,393
Totals	\$99,817	\$96,800	103.12%	\$129,067	77.34%	\$29,250

Additional Comments

Not Entered

Ceres Unified
2022-23 Q3

Submitted by Emily Harry

Approved by Saul Guzman

Object Code	Year to Date (YTD) Expenditure	YTD Forecast	% Expended of YTD Forecast	Project Budget	% Expended of Project Budget	Budget Remaining
1000 - Instructional Salaries	\$72,858	\$30,038	242.56%	\$100,125	72.77%	\$27,267
2000 - Non-Instructional Salaries	\$209,195	\$83,108	251.72%	\$277,026	75.51%	\$67,831
3000 - Employee Benefits	\$130,970	\$54,494	240.34%	\$181,648	72.1%	\$50,678
4000 - Supplies and Materials	\$17,726	\$7,397	239.64%	\$24,656	71.89%	\$6,930
5000 - Other Operating Expenses and Services	\$69,272	\$53,430	129.65%	\$178,099	38.9%	\$108,827
6000 - Capital Outlay	\$0	\$0	100%	\$0	100%	\$0
7000 - Other Outgo	\$0	\$1,265	0%	\$4,216	0%	\$4,216
Indirect Costs	\$0	\$9,775	0%	\$32,584	0%	\$32,584
Totals	\$500,021	\$239,506	208.77%	\$798,354	62.63%	\$298,333

Additional Comments

Not Entered

**Columbia College
2022-23 Q3**

Submitted by Sean Osborn Columbia College

Approved by Saul Guzman

Object Code	Year to Date (YTD) Expenditure	YTD Forecast	% Expended of YTD Forecast	Project Budget	% Expended of Project Budget	Budget Remaining
1000 - Instructional Salaries	\$0	\$0	100%	\$0	100%	\$0
2000 - Non-Instructional Salaries	\$4,764	\$22,742	20.95%	\$78,421	6.07%	\$73,657
3000 - Employee Benefits	\$5,336	\$13,050	40.89%	\$45,000	11.86%	\$39,664
4000 - Supplies and Materials	\$0	\$2,900	0%	\$10,000	0%	\$10,000
5000 - Other Operating Expenses and Services	\$0	\$3,190	0%	\$11,000	0%	\$11,000
6000 - Capital Outlay	\$0	\$0	100%	\$0	100%	\$0
7000 - Other Outgo	\$0	\$0	100%	\$0	100%	\$0
Indirect Costs	\$2,128	\$1,746	121.89%	\$6,020	35.35%	\$3,892
Totals	\$12,228	\$43,628	28.03%	\$150,441	8.13%	\$138,213

Additional Comments

Columbia College adult education was recently moved from our CTE division to the ASHP division. Our Dean recently retired and our program specialist moved to Modesto Junior College. We will be revitalizing our adult education and ramping up our offerings.

Modesto City High
2022-23 Q3

Submitted by Antony Little

Approved by Saul Guzman

Object Code	Year to Date (YTD) Expenditure	YTD Forecast	% Expended of YTD Forecast	Project Budget	% Expended of Project Budget	Budget Remaining
1000 - Instructional Salaries	\$273,690	\$178,570	153.27%	\$324,673	84.3%	\$50,983
2000 - Non-Instructional Salaries	\$54,925	\$27,617	198.88%	\$50,213	109.38%	-\$4,712
3000 - Employee Benefits	\$105,679	\$62,754	168.4%	\$114,098	92.62%	\$8,419
4000 - Supplies and Materials	\$10,661	\$59,880	17.8%	\$108,873	9.79%	\$98,212
5000 - Other Operating Expenses and Services	\$84,171	\$156,863	53.66%	\$285,206	29.51%	\$201,035
6000 - Capital Outlay	\$0	\$0	100%	\$0	100%	\$0
7000 - Other Outgo	\$0	\$0	100%	\$0	100%	\$0
Indirect Costs	\$0	\$0	100%	\$0	100%	\$0
Totals	\$529,126	\$485,685	108.94%	\$883,063	59.92%	\$353,937

Additional Comments

Not Entered

**Modesto Junior College
2022-23 Q3**

Submitted by Saul Guzman

Approved by Saul Guzman

Object Code	Year to Date (YTD) Expenditure	YTD Forecast	% Expended of YTD Forecast	Project Budget	% Expended of Project Budget	Budget Remaining
1000 - Instructional Salaries	\$53,385	\$55,956	95.41%	\$93,260	57.24%	\$39,875
2000 - Non-Instructional Salaries	\$146,295	\$164,014	89.2%	\$273,356	53.52%	\$127,061
3000 - Employee Benefits	\$94,747	\$106,881	88.65%	\$178,135	53.19%	\$83,388
4000 - Supplies and Materials	\$12,640	\$20,784	60.82%	\$34,640	36.49%	\$22,000
5000 - Other Operating Expenses and Services	\$62,640	\$74,384	84.21%	\$123,973	50.53%	\$61,333
6000 - Capital Outlay	\$49,623	\$32,153	154.33%	\$53,588	92.6%	\$3,965
7000 - Other Outgo	\$0	\$30,559	0%	\$50,932	0%	\$50,932
Indirect Costs	\$16,283	\$21,277	76.53%	\$35,461	45.92%	\$19,178
Totals	\$435,613	\$506,007	86.09%	\$843,345	51.65%	\$407,732

Additional Comments

Not Entered

**Newman-Crows Landing Unified
2022-23 Q3**

Submitted by Rick Gonzalez

Approved by Saul Guzman

Object Code	Year to Date (YTD) Expenditure	YTD Forecast	% Expended of YTD Forecast	Project Budget	% Expended of Project Budget	Budget Remaining
1000 - Instructional Salaries	\$4,471	\$2,600	171.96%	\$13,000	34.39%	\$8,529
2000 - Non-Instructional Salaries	\$13,282	\$4,319	307.55%	\$21,593	61.51%	\$8,311
3000 - Employee Benefits	\$7,557	\$3,380	223.59%	\$16,899	44.72%	\$9,342
4000 - Supplies and Materials	\$0	\$0	100%	\$0	100%	\$0
5000 - Other Operating Expenses and Services	\$50,255	\$15,600	322.15%	\$78,000	64.43%	\$27,745
6000 - Capital Outlay	\$0	\$0	100%	\$0	100%	\$0
7000 - Other Outgo	\$0	\$0	100%	\$0	100%	\$0
Indirect Costs	\$0	\$537	0%	\$2,683	0%	\$2,683
Totals	\$75,565	\$26,435	285.85%	\$132,175	57.17%	\$56,610

Additional Comments


Not Entered

**Patterson Joint Unified
2022-23 Q3**

Submitted by Corrin Rivera Patterson High School

Approved by Saul Guzman

Object Code	Year to Date (YTD) Expenditure	YTD Forecast	% Expended of YTD Forecast	Project Budget	% Expended of Project Budget	Budget Remaining
1000 - Instructional Salaries	\$750	\$8,550	8.77%	\$19,000	3.95%	\$18,250
2000 - Non-Instructional Salaries	\$1,518	\$3,600	42.17%	\$8,000	18.98%	\$6,482
Totals	\$267,353	\$269,574	99.18%	\$599,054	44.63%	\$331,701

Object Code	Year to Date (YTD) Expenditure	YTD Forecast	% Expended of YTD Forecast	Project Budget	% Expended of Project Budget	Budget Remaining
3000 - Employee Benefits	\$378	\$3,375	11.2%	\$7,500	5.04%	\$7,122
4000 - Supplies and Materials	\$6,428	\$23,440	27.42%	\$52,089	12.34%	\$45,661
5000 - Other Operating Expenses and Services	\$240,160	\$218,032	110.15%	\$484,515	49.57%	\$244,355
6000 - Capital Outlay	\$0	\$0	100%	\$0	100%	\$0
7000 - Other Outgo	\$0	\$0	100%	\$0	100%	\$0
Indirect Costs	\$18,119	\$12,578	144.06%	\$27,950	64.83%	\$9,831
Totals	\$267,353	\$269,574	99.18%	\$599,054	44.63% 	\$331,701

Additional Comments

Not Entered

**Riverbank Unified
2022-23 Q3**

Submitted by Armando Nunez Riverbank Unified School District

Approved by Saul Guzman

Object Code	Year to Date (YTD) Expenditure	YTD Forecast	% Expended of YTD Forecast	Project Budget	% Expended of Project Budget	Budget Remaining
1000 - Instructional Salaries	\$0	\$0	100%	\$0	100%	\$0
2000 - Non-Instructional Salaries	\$0	\$0	100%	\$0	100%	\$0
3000 - Employee Benefits	\$0	\$0	100%	\$0	100%	\$0
4000 - Supplies and Materials	\$0	\$2,500	0%	\$10,000	0%	\$10,000
5000 - Other Operating Expenses and Services	\$23,565	\$37,024	63.65%	\$148,096	15.91%	\$124,531
6000 - Capital Outlay	\$0	\$0	100%	\$0	100%	\$0
7000 - Other Outgo	\$0	\$0	100%	\$0	100%	\$0
Indirect Costs	\$0	\$1,970	0%	\$7,880	0%	\$7,880
Totals	\$23,565	\$41,494	56.79%	\$165,976	! 14.2%	\$142,411

Additional Comments

Not Entered

**Sonora Union High
2022-23 Q3**

Submitted by Ed Pelfrey Sonora Union High School District

Approved by Saul Guzman

Object Code	Year to Date (YTD) Expenditure	YTD Forecast	% Expended of YTD Forecast	Project Budget	% Expended of Project Budget	Budget Remaining
1000 - Instructional Salaries	\$49,816	\$18,837	264.46%	\$75,348	66.11%	\$25,532
2000 - Non-Instructional Salaries	\$9,238	\$3,054	302.49%	\$12,216	75.62%	\$2,978
3000 - Employee Benefits	\$20,568	\$8,024	256.35%	\$32,094	64.09%	\$11,526
4000 - Supplies and Materials	\$0	\$0	100%	\$0	100%	\$0
5000 - Other Operating Expenses and Services	\$0	\$0	100%	\$0	100%	\$0
6000 - Capital Outlay	\$0	\$0	100%	\$0	100%	\$0
7000 - Other Outgo	\$0	\$0	100%	\$0	100%	\$0
Indirect Costs	\$0	\$1,378	0%	\$5,512	0%	\$5,512
Totals	\$79,622	\$31,293	254.44%	\$125,170	63.61%	\$45,548

Additional Comments

Not Entered

**Stanislaus Co. Office of Education
2022-23 Q3**

Submitted by Mary Medina

Approved by Saul Guzman

Object Code	Year to Date (YTD) Expenditure	YTD Forecast	% Expended of YTD Forecast	Project Budget	% Expended of Project Budget	Budget Remaining
1000 - Instructional Salaries	\$0	\$0	100%	\$0	100%	\$0
2000 - Non-Instructional Salaries	\$18,020	\$17,355	103.83%	\$23,140	77.87%	\$5,120
Totals	\$71,328	\$237,681	30.01%	\$316,908	22.51%	\$245,580

Object Code	Year to Date (YTD) Expenditure	YTD Forecast	% Expended of YTD Forecast	Project Budget	% Expended of Project Budget	Budget Remaining
3000 - Employee Benefits	\$8,235	\$8,491	96.99%	\$11,321	72.74%	\$3,086
4000 - Supplies and Materials	\$371	\$46,445	0.8%	\$61,927	0.6%	\$61,556
5000 - Other Operating Expenses and Services	\$41,305	\$154,072	26.81%	\$205,429	20.11%	\$164,124
6000 - Capital Outlay	\$0	\$0	100%	\$0	100%	\$0
7000 - Other Outgo	\$0	\$0	100%	\$0	100%	\$0
Indirect Costs	\$3,397	\$11,318	30.01%	\$15,091	22.51%	\$11,694
Totals	\$71,328	\$237,681	30.01%	\$316,908	22.51% 	\$245,580


Additional Comments

Not Entered

**Summerville Union High
2022-23 Q3**

Submitted by Jennifer Osterhout

Approved by Saul Guzman

Object Code	Year to Date (YTD) Expenditure	YTD Forecast	% Expended of YTD Forecast	Project Budget	% Expended of Project Budget	Budget Remaining
1000 - Instructional Salaries	\$8,498	\$25,189	33.74%	\$55,976	15.18%	\$47,478
2000 - Non-Instructional Salaries	\$16,974	\$10,275	165.2%	\$22,833	74.34%	\$5,859
3000 - Employee Benefits	\$9,542	\$18,087	52.76%	\$40,193	23.74%	\$30,651
4000 - Supplies and Materials	\$5,639	\$5,513	102.29%	\$12,250	46.03%	\$6,611
5000 - Other Operating Expenses and Services	\$7,038	\$4,500	156.4%	\$10,000	70.38%	\$2,962
6000 - Capital Outlay	\$0	\$0	100%	\$0	100%	\$0
7000 - Other Outgo	\$0	\$0	100%	\$0	100%	\$0
Indirect Costs	\$0	\$3,118	0%	\$6,928	0%	\$6,928
Totals	\$47,691	\$66,681	71.52%	\$148,180	32.18% 	\$100,489

Additional Comments

Not Entered

**Tuolumne County Superintendent of Schools
2022-23 Q3**

Submitted by Diane Baumhover

Approved by Saul Guzman

Object Code	Year to Date (YTD) Expenditure	YTD Forecast	% Expended of YTD Forecast	Project Budget	% Expended of Project Budget	Budget Remaining
1000 - Instructional Salaries	\$84,853	\$87,889	96.55%	\$112,678	75.31%	\$27,825
2000 - Non-Instructional Salaries	\$18,507	\$21,633	85.55%	\$27,734	66.73%	\$9,227
Totals	\$169,110	\$180,646	93.61%	\$231,598	73.02%	\$62,488

Object Code	Year to Date (YTD) Expenditure	YTD Forecast	% Expended of YTD Forecast	Project Budget	% Expended of Project Budget	Budget Remaining
3000 - Employee Benefits	\$38,844	\$43,994	88.29%	\$56,403	68.87%	\$17,559
4000 - Supplies and Materials	\$4,822	\$4,056	118.89%	\$5,200	92.73%	\$378
5000 - Other Operating Expenses and Services	\$14,090	\$14,473	97.35%	\$18,555	75.94%	\$4,465
6000 - Capital Outlay	\$0	\$0	100%	\$0	100%	\$0
7000 - Other Outgo	\$0	\$0	100%	\$0	100%	\$0
Indirect Costs	\$7,994	\$8,602	92.93%	\$11,028	72.49%	\$3,034
Totals	\$169,110	\$180,646	93.61%	\$231,598	73.02%	\$62,488

Additional Comments

Not Entered

Turlock Unified
2022-23 Q3

Submitted by Dr. Jessie Ceja

Approved by Saul Guzman

Object Code	Year to Date (YTD) Expenditure	YTD Forecast	% Expended of YTD Forecast	Project Budget	% Expended of Project Budget	Budget Remaining
1000 - Instructional Salaries	\$270,553	\$110,578	244.67%	\$442,313	61.17%	\$171,760
2000 - Non-Instructional Salaries	\$241,195	\$83,643	288.36%	\$334,573	72.09%	\$93,378
3000 - Employee Benefits	\$164,032	\$65,637	249.91%	\$262,549	62.48%	\$98,517
4000 - Supplies and Materials	\$36,048	\$17,040	211.56%	\$68,158	52.89%	\$32,110
5000 - Other Operating Expenses and Services	\$135,555	\$114,676	118.21%	\$458,702	29.55%	\$323,147
6000 - Capital Outlay	\$0	\$0	100%	\$0	100%	\$0
7000 - Other Outgo	\$0	\$0	100%	\$0	100%	\$0
Indirect Costs	\$0	\$19,549	0%	\$78,196	0%	\$78,196
Totals	\$847,383	\$411,123	206.11%	\$1,644,491	51.53%	\$797,108

Additional Comments

Not Entered


Waterford Unified

2022-23 Q3

Submitted by Tonya Bibbins

Approved by Saul Guzman

Object Code	Year to Date (YTD) Expenditure	YTD Forecast	% Expended of YTD Forecast	Project Budget	% Expended of Project Budget	Budget Remaining
1000 - Instructional Salaries	\$49,991	\$62,567	79.9%	\$78,209	63.92%	\$28,218
2000 - Non-Instructional Salaries	\$11,582	\$15,284	75.78%	\$19,105	60.62%	\$7,523
Totals	\$87,307	\$158,463	55.1%	\$198,079	44.08%	\$110,772

Object Code	Year to Date (YTD) Expenditure	YTD Forecast	% Expended of YTD Forecast	Project Budget	% Expended of Project Budget	Budget Remaining
3000 - Employee Benefits	\$14,323	\$19,111	74.95%	\$23,889	59.96%	\$9,566
4000 - Supplies and Materials	\$1,482	\$43,437	3.41%	\$54,296	2.73%	\$52,814
5000 - Other Operating Expenses and Services	\$9,929	\$11,560	85.89%	\$14,450	68.71%	\$4,521
6000 - Capital Outlay	\$0	\$0	100%	\$0	100%	\$0
7000 - Other Outgo	\$0	\$0	100%	\$0	100%	\$0
Indirect Costs	\$0	\$6,504	0%	\$8,130	0%	\$8,130
Totals	\$87,307	\$158,463	55.1%	\$198,079	44.08% 	\$110,772

Additional Comments

Not Entered



California
Community
Colleges



2023 © California Community Colleges
NOVA Site Version: 6.4.1