


California Adult Education Program
Fiscal Reporting

Produced: Jan 25, 2024, 08:13 PM UTC - By Saul Guzman


69 Yosemite (Stanislaus Mother Lode) Consortium

Consortium Summary | Total Expenditures: \$836,668 Total Allocation: \$5,359,261 Total Carryover: \$4,522,593
(84.39%) Carryover Compliance 


Big Oak Flat-Groveland Unified 2023-24 Q1

Submitted by Diana Harford Tuolumne County Superintendent of Schools Office

Approved by Saul Guzman

Object Code	Year to Date (YTD) Expenditure	YTD Forecast	% Expended of YTD Forecast	Project Budget	% Expended of Project Budget	Budget Remaining
1000 - Instructional Salaries	\$0	\$0	100%	\$0	100%	\$0
2000 - Non-Instructional Salaries	\$0	\$0	100%	\$0	100%	\$0
3000 - Employee Benefits	\$0	\$0	100%	\$0	100%	\$0
4000 - Supplies and Materials	\$0	\$0	100%	\$0	100%	\$0
5000 - Other Operating Expenses and Services	\$0	\$0	100%	\$103,055	0%	\$103,055
6000 - Capital Outlay	\$0	\$0	100%	\$0	100%	\$0
7000 - Other Outgo	\$0	\$0	100%	\$0	100%	\$0
Indirect Costs	\$0	\$0	100%	\$0	100%	\$0
Totals	\$0	\$0	100%	\$103,055	 0%	\$103,055

Carryover Status

Fiscal Year	Allocation	Expenditures	Carryover Amount	Carryover %	Carryover Threshold %	Locked
2023-24	\$103,055	\$0	\$103,055	 100%	80%	-

Additional Comments

Not Entered

Calaveras Co. Office of Education 2023-24 Q1

Submitted by Jessica Dorris

Approved by Saul Guzman

Object Code	Year to Date (YTD) Expenditure	YTD Forecast	% Expended of YTD Forecast	Project Budget	% Expended of Project Budget	Budget Remaining
1000 - Instructional Salaries	\$19,793	\$23,303	84.94%	\$93,213	21.23%	\$73,420
2000 - Non-Instructional Salaries	\$0	\$0	100%	\$0	100%	\$0
3000 - Employee Benefits	\$7,361	\$8,706	84.55%	\$34,824	21.14%	\$27,463
4000 - Supplies and Materials	\$0	\$0	100%	\$0	100%	\$0
5000 - Other Operating Expenses and Services	\$0	\$0	100%	\$0	100%	\$0
6000 - Capital Outlay	\$0	\$0	100%	\$0	100%	\$0
7000 - Other Outgo	\$0	\$0	100%	\$0	100%	\$0
Indirect Costs	\$0	\$0	100%	\$0	100%	\$0
Totals	\$27,154	\$32,009	84.83%	\$128,037	21.21%	\$100,883

Carryover Status

Fiscal Year	Allocation	Expenditures	Carryover Amount	Carryover %	Carryover Threshold %	Locked
2023-24	\$128,037	\$27,154	\$100,883	78.79%	80%	-

Additional Comments

Not Entered


Ceres Unified 2023-24 Q1

Submitted by Emily Harry

Approved by Saul Guzman

Object Code	Year to Date (YTD) Expenditure	YTD Forecast	% Expended of YTD Forecast	Project Budget	% Expended of Project Budget	Budget Remaining
1000 - Instructional Salaries	\$7,218	\$10,222	70.62%	\$68,144	10.59%	\$60,926
2000 - Non-Instructional Salaries	\$66,955	\$46,596	143.69%	\$310,640	21.55%	\$243,685
3000 - Employee Benefits	\$40,907	\$29,509	138.62%	\$196,728	20.79%	\$155,821
4000 - Supplies and Materials	\$5,294	\$3,300	160.42%	\$22,000	24.06%	\$16,706
5000 - Other Operating Expenses and Services	\$43,254	\$27,546	157.02%	\$183,643	23.55%	\$140,389
6000 - Capital Outlay	\$0	\$0	100%	\$0	100%	\$0
7000 - Other Outgo	\$0	\$4,212	0%	\$28,077	0%	\$28,077
Indirect Costs	\$0	\$4,371	0%	\$29,137	0%	\$29,137
Totals	\$163,628	\$125,755	130.12%	\$838,369	19.52%	\$674,741

Carryover Status

Fiscal Year	Allocation	Expenditures	Carryover Amount	Carryover %	Carryover Threshold %	Locked
2023-24	\$768,981	\$94,240	\$674,741	 87.74%	80%	-

Additional Comments

Not Entered


**Columbia College
2023-24 Q1**

Submitted by Brandon Price

Approved by Saul Guzman

Object Code	Year to Date (YTD) Expenditure	YTD Forecast	% Expended of YTD Forecast	Project Budget	% Expended of Project Budget	Budget Remaining
1000 - Instructional Salaries	\$0	\$0	100%	\$0	100%	\$0
2000 - Non-Instructional Salaries	\$18,693	\$11,467	163.01%	\$71,670	26.08%	\$52,977
3000 - Employee Benefits	\$13,392	\$5,251	255.04%	\$32,819	40.81%	\$19,427
4000 - Supplies and Materials	\$0	\$1,520	0%	\$9,500	0%	\$9,500
5000 - Other Operating Expenses and Services	\$620	\$12,730	4.87%	\$79,564	0.78%	\$78,944
6000 - Capital Outlay	\$0	\$0	100%	\$0	100%	\$0
7000 - Other Outgo	\$0	\$0	100%	\$0	100%	\$0
Indirect Costs	\$1,308	\$0	100%	\$0	100%	 -\$1,308
Totals	\$34,013	\$30,968	109.83%	\$193,553	17.57%	\$159,540

Carryover Status

Fiscal Year	Allocation	Expenditures	Carryover Amount	Carryover %	Carryover Threshold %	Locked
2023-24	\$156,556	-\$2,984	\$156,556	 100%	80%	-

Additional Comments

Not Entered


**Modesto City High
2023-24 Q1**

Submitted by Antony Little

Approved by Saul Guzman

Object Code	Year to Date (YTD) Expenditure	YTD Forecast	% Expended of YTD Forecast	Project Budget	% Expended of Project Budget	Budget Remaining
1000 - Instructional Salaries	\$67,287	\$57,747	116.52%	\$303,930	22.14%	\$236,643
2000 - Non-Instructional Salaries	\$349	\$7,340	4.75%	\$38,631	0.9%	\$38,282
3000 - Employee Benefits	\$22,638	\$24,186	93.6%	\$127,296	17.78%	\$104,658
4000 - Supplies and Materials	\$1,229	\$6,636	18.52%	\$34,925	3.52%	\$33,696
5000 - Other Operating Expenses and Services	\$1,219	\$5,114	23.84%	\$26,915	4.53%	\$25,696
6000 - Capital Outlay	\$0	\$0	100%	\$0	100%	\$0
7000 - Other Outgo	\$0	\$0	100%	\$0	100%	\$0
Indirect Costs	\$0	\$0	100%	\$0	100%	\$0
Totals	\$92,722	\$101,022	91.78%	\$531,697	17.44%	\$438,975

Carryover Status

Fiscal Year	Allocation	Expenditures	Carryover Amount	Carryover %	Carryover Threshold %	Locked
2023-24	\$531,697	\$92,722	\$438,975	 82.56%	80%	-

Additional Comments

Not Entered

**Modesto Junior College
2023-24 Q1**

Submitted by Saul Guzman

Approved by Saul Guzman

Object Code	Year to Date (YTD) Expenditure	YTD Forecast	% Expended of YTD Forecast	Project Budget	% Expended of Project Budget	Budget Remaining
1000 - Instructional Salaries	\$3,233	\$21,285	15.19%	\$141,900	2.28%	\$138,667
2000 - Non-Instructional Salaries	\$39,188	\$44,813	87.45%	\$298,750	13.12%	\$259,562
3000 - Employee Benefits	\$23,544	\$27,075	86.96%	\$180,503	13.04%	\$156,959
4000 - Supplies and Materials	\$480	\$6,089	7.88%	\$40,590	1.18%	\$40,110
5000 - Other Operating Expenses and Services	\$25,118	\$16,167	155.37%	\$107,780	23.3%	\$82,662
6000 - Capital Outlay	\$0	\$1,200	0%	\$8,000	0%	\$8,000
7000 - Other Outgo	\$0	\$1,587	0%	\$10,581	0%	\$10,581
Indirect Costs	\$3,662	\$4,728	77.45%	\$31,523	11.62%	\$27,861
Totals	\$95,225	\$122,944	77.45%	\$819,627	! 11.62%	\$724,402

Carryover Status

Fiscal Year	Allocation	Expenditures	Carryover Amount	Carryover %	Carryover Threshold %	Locked
2023-24	\$626,228	-\$98,174	\$626,228	! 100%	80%	-

Additional Comments

Not Entered

**Newman-Crows Landing Unified
2023-24 Q1**

Submitted by Caralyn Mendoza

Approved by Saul Guzman

Object Code	Year to Date (YTD) Expenditure	YTD Forecast	% Expended of YTD Forecast	Project Budget	% Expended of Project Budget	Budget Remaining
1000 - Instructional Salaries	\$903	\$929	97.21%	\$11,611	7.78%	\$10,708
2000 - Non-Instructional Salaries	\$4,815	\$1,724	279.33%	\$21,547	22.35%	\$16,732
3000 - Employee Benefits	\$2,241	\$1,030	217.52%	\$12,878	17.4%	\$10,637
4000 - Supplies and Materials	\$0	\$0	100%	\$0	100%	\$0
5000 - Other Operating Expenses and Services	\$9,352	\$6,780	137.94%	\$84,750	11.03%	\$75,398
6000 - Capital Outlay	\$0	\$0	100%	\$0	100%	\$0
7000 - Other Outgo	\$0	\$0	100%	\$0	100%	\$0
Indirect Costs	\$0	\$0	100%	\$0	100%	\$0
Totals	\$17,311	\$10,463	165.45%	\$130,786	! 13.24%	\$113,475

Carryover Status

Fiscal Year	Allocation	Expenditures	Carryover Amount	Carryover %	Carryover Threshold %	Locked
2023-24	\$130,786	\$17,311	\$113,475	! 86.76%	80%	-

Additional Comments

Not Entered

**Patterson Joint Unified
2023-24 Q1**

Submitted by Corrin Rivera Patterson High School

Approved by Saul Guzman

Object Code	Year to Date (YTD) Expenditure	YTD Forecast	% Expended of YTD Forecast	Project Budget	% Expended of Project Budget	Budget Remaining
1000 - Instructional Salaries	\$2,893	\$7,500	38.57%	\$125,000	2.31%	\$122,107
2000 - Non-Instructional Salaries	\$0	\$1,500	0%	\$25,000	0%	\$25,000
3000 - Employee Benefits	\$859	\$2,400	35.79%	\$40,000	2.15%	\$39,141
4000 - Supplies and Materials	\$0	\$3,600	0%	\$60,000	0%	\$60,000
5000 - Other Operating Expenses and Services	\$5,438	\$20,400	26.66%	\$340,000	1.6%	\$334,562
6000 - Capital Outlay	\$0	\$0	100%	\$0	100%	\$0
7000 - Other Outgo	\$0	\$0	100%	\$0	100%	\$0
Indirect Costs	\$994	\$1,690	58.82%	\$28,163	3.53%	\$27,169
Totals	\$10,184	\$37,090	27.46%	\$618,163	! 1.65%	\$607,979

Carryover Status

Fiscal Year	Allocation	Expenditures	Carryover Amount	Carryover %	Carryover Threshold %	Locked
2023-24	\$409,792	-\$198,187	\$409,792	! 100%	80%	-

Additional Comments

Not Entered

**Riverbank Unified
2023-24 Q1**

Submitted by Armando Nunez Riverbank Unified School District

Approved by Saul Guzman

Object Code	Year to Date (YTD) Expenditure	YTD Forecast	% Expended of YTD Forecast	Project Budget	% Expended of Project Budget	Budget Remaining
1000 - Instructional Salaries	\$0	\$0	100%	\$0	100%	\$0
2000 - Non-Instructional Salaries	\$0	\$0	100%	\$0	100%	\$0
3000 - Employee Benefits	\$0	\$0	100%	\$0	100%	\$0
4000 - Supplies and Materials	\$0	\$12,500	0%	\$50,000	0%	\$50,000
5000 - Other Operating Expenses and Services	\$10,064	\$31,291	32.16%	\$125,165	8.04%	\$115,101
6000 - Capital Outlay	\$0	\$0	100%	\$0	100%	\$0
7000 - Other Outgo	\$0	\$0	100%	\$0	100%	\$0
Indirect Costs	\$0	\$0	100%	\$0	100%	\$0
Totals	\$10,064	\$43,791	22.98%	\$175,165	! 5.75%	\$165,101

Carryover Status

Fiscal Year	Allocation	Expenditures	Carryover Amount	Carryover %	Carryover Threshold %	Locked
2023-24	\$114,121	-\$50,980	\$114,121	! 100%	80%	-

Additional Comments

Not Entered

**Sonora Union High
2023-24 Q1**

Submitted by Ed Pelfrey Sonora Union High School District

Approved by Saul Guzman

Object Code	Year to Date (YTD) Expenditure	YTD Forecast	% Expended of YTD Forecast	Project Budget	% Expended of Project Budget	Budget Remaining
1000 - Instructional Salaries	\$12,454	\$13,593	91.62%	\$75,517	16.49%	\$63,063
2000 - Non-Instructional Salaries	\$2,449	\$1,039	235.68%	\$5,773	42.42%	\$3,324
3000 - Employee Benefits	\$6,580	\$3,164	208%	\$17,575	37.44%	\$10,995
4000 - Supplies and Materials	\$0	\$0	100%	\$0	100%	\$0
5000 - Other Operating Expenses and Services	\$0	\$0	100%	\$0	100%	\$0
6000 - Capital Outlay	\$0	\$0	100%	\$0	100%	\$0
7000 - Other Outgo	\$0	\$0	100%	\$0	100%	\$0
Indirect Costs	\$0	\$936	0%	\$5,200	0%	\$5,200
Totals	\$21,483	\$18,732	114.69%	\$104,065	20.64%	\$82,582

Carryover Status

Fiscal Year	Allocation	Expenditures	Carryover Amount	Carryover %	Carryover Threshold %	Locked
2023-24	\$104,065	\$21,483	\$82,582	79.36%	80%	-

Additional Comments

Not Entered


**Stanislaus Co. Office of Education
2023-24 Q1**

Submitted by Kevin Fox Director I, Career and Technical Education

Approved by Saul Guzman

Object Code	Year to Date (YTD) Expenditure	YTD Forecast	% Expended of YTD Forecast	Project Budget	% Expended of Project Budget	Budget Remaining
1000 - Instructional Salaries	\$0	\$0	100%	\$0	100%	\$0
2000 - Non-Instructional Salaries	\$0	\$7,219	0%	\$28,877	0%	\$28,877
3000 - Employee Benefits	\$0	\$3,480	0%	\$13,920	0%	\$13,920
4000 - Supplies and Materials	\$0	\$12,605	0%	\$50,420	0%	\$50,420
5000 - Other Operating Expenses and Services	\$58,253	\$69,500	83.82%	\$277,999	20.95%	\$219,746
6000 - Capital Outlay	\$0	\$0	100%	\$0	100%	\$0
7000 - Other Outgo	\$0	\$0	100%	\$0	100%	\$0
Indirect Costs	\$2,913	\$4,640	62.78%	\$18,561	15.69%	\$15,648
Totals	\$61,166	\$97,444	62.77%	\$389,777	15.69%	\$328,611

Carryover Status

Fiscal Year	Allocation	Expenditures	Carryover Amount	Carryover %	Carryover Threshold %	Locked
2023-24	\$301,952	-\$26,659	\$301,952	 100%	80%	-

Additional Comments

Not Entered

**Summerville Union High
2023-24 Q1**

Submitted by Cindy Jensen

Approved by Saul Guzman

Object Code	Year to Date (YTD) Expenditure	YTD Forecast	% Expended of YTD Forecast	Project Budget	% Expended of Project Budget	Budget Remaining
1000 - Instructional Salaries	\$7,352	\$5,961	123.33%	\$39,741	18.5%	\$32,389
2000 - Non-Instructional Salaries	\$0	\$0	100%	\$0	100%	\$0
3000 - Employee Benefits	\$2,480	\$2,126	116.63%	\$14,176	17.49%	\$11,696
4000 - Supplies and Materials	\$475	\$6,720	7.07%	\$44,800	1.06%	\$44,325
5000 - Other Operating Expenses and Services	\$424	\$7,994	5.3%	\$53,290	0.8%	\$52,866
6000 - Capital Outlay	\$0	\$0	100%	\$0	100%	\$0
7000 - Other Outgo	\$0	\$0	100%	\$0	100%	\$0
Indirect Costs	\$0	\$1,023	0%	\$6,820	0%	\$6,820
Totals	\$10,731	\$23,824	45.04%	\$158,827	! 6.76%	\$148,096

Carryover Status

Fiscal Year	Allocation	Expenditures	Carryover Amount	Carryover %	Carryover Threshold %	Locked
2023-24	\$67,309	-\$80,787	\$67,309	! 100%	80%	-

Additional Comments

Not Entered

**Tuolumne County Superintendent of Schools
2023-24 Q1**

Submitted by Colleen Whitlock
Approved by Saul Guzman

Object Code	Year to Date (YTD) Expenditure	YTD Forecast	% Expended of YTD Forecast	Project Budget	% Expended of Project Budget	Budget Remaining
1000 - Instructional Salaries	\$22,897	\$27,166	84.29%	\$104,484	21.91%	\$81,587
2000 - Non-Instructional Salaries	\$6,930	\$6,831	101.45%	\$26,273	26.38%	\$19,343
3000 - Employee Benefits	\$11,396	\$13,265	85.91%	\$51,019	22.34%	\$39,623
4000 - Supplies and Materials	\$1,692	\$1,302	129.97%	\$5,007	33.79%	\$3,315
5000 - Other Operating Expenses and Services	\$4,451	\$2,536	175.51%	\$9,754	45.63%	\$5,303
6000 - Capital Outlay	\$0	\$0	100%	\$0	100%	\$0
7000 - Other Outgo	\$0	\$0	100%	\$0	100%	\$0
Indirect Costs	\$2,418	\$2,555	94.64%	\$9,827	24.61%	\$7,409
Totals	\$49,784	\$53,655	92.79%	\$206,364	24.12%	\$156,580

Carryover Status

Fiscal Year	Allocation	Expenditures	Carryover Amount	Carryover %	Carryover Threshold %	Locked
2023-24	\$206,364	\$49,784	\$156,580	75.88%	80%	-

Additional Comments

Not Entered


**Turlock Unified
2023-24 Q1**

Submitted by Dr. Jessie Ceja

Approved by Saul Guzman

Object Code	Year to Date (YTD) Expenditure	YTD Forecast	% Expended of YTD Forecast	Project Budget	% Expended of Project Budget	Budget Remaining
1000 - Instructional Salaries	\$52,209	\$84,857	61.53%	\$424,285	12.31%	\$372,076
2000 - Non-Instructional Salaries	\$69,478	\$69,623	99.79%	\$348,115	19.96%	\$278,637
3000 - Employee Benefits	\$50,567	\$51,507	98.18%	\$257,535	19.64%	\$206,968
4000 - Supplies and Materials	\$7,576	\$3,056	247.89%	\$15,281	49.58%	\$7,705
5000 - Other Operating Expenses and Services	\$60,907	\$70,518	86.37%	\$352,588	17.27%	\$291,681
6000 - Capital Outlay	\$0	\$1,500	0%	\$7,500	0%	\$7,500
7000 - Other Outgo	\$0	\$0	100%	\$0	100%	\$0
Indirect Costs	\$0	\$13,636	0%	\$68,182	0%	\$68,182
Totals	\$240,737	\$294,697	81.69%	\$1,473,486	16.34%	\$1,232,749

Carryover Status

Fiscal Year	Allocation	Expenditures	Carryover Amount	Carryover %	Carryover Threshold %	Locked
2023-24	\$1,373,354	\$140,605	\$1,232,749	 89.76%	80%	-

Additional Comments

Not Entered

**Waterford Unified
2023-24 Q1**

Submitted by Tonya Bibbins

Approved by Saul Guzman

Object Code	Year to Date (YTD) Expenditure	YTD Forecast	% Expended of YTD Forecast	Project Budget	% Expended of Project Budget	Budget Remaining
1000 - Instructional Salaries	\$11,497	\$24,714	46.52%	\$82,381	13.96%	\$70,884
2000 - Non-Instructional Salaries	\$3,267	\$5,914	55.24%	\$19,714	16.57%	\$16,447
3000 - Employee Benefits	\$4,155	\$6,528	63.65%	\$21,761	19.09%	\$17,606
4000 - Supplies and Materials	\$0	\$7,252	0%	\$24,174	0%	\$24,174
5000 - Other Operating Expenses and Services	\$53	\$2,798	1.89%	\$9,327	0.57%	\$9,274
6000 - Capital Outlay	\$0	\$0	100%	\$0	100%	\$0
7000 - Other Outgo	\$0	\$1,685	0%	\$5,615	0%	\$5,615
Indirect Costs	\$0	\$0	100%	\$0	100%	\$0
Totals	\$18,972	\$48,892	38.8%	\$162,972	! 11.64%	\$144,000

Carryover Status

Fiscal Year	Allocation	Expenditures	Carryover Amount	Carryover %	Carryover Threshold %	Locked
2023-24	\$131,196	-\$12,804	\$131,196	! 100%	80%	-

Additional Comments

Not Entered

**Yosemite CCD
2023-24 Q1**

Submitted by Saul Guzman
Approved by Saul Guzman

Object Code	Year to Date (YTD) Expenditure	YTD Forecast	% Expended of YTD Forecast	Project Budget	% Expended of Project Budget	Budget Remaining
1000 - Instructional Salaries	\$0	\$0	100%	\$0	100%	\$0
2000 - Non-Instructional Salaries	\$0	\$0	100%	\$0	100%	\$0
3000 - Employee Benefits	\$0	\$0	100%	\$0	100%	\$0
4000 - Supplies and Materials	\$0	\$0	100%	\$0	100%	\$0
5000 - Other Operating Expenses and Services	\$0	\$0	100%	\$0	100%	\$0
6000 - Capital Outlay	\$0	\$0	100%	\$0	100%	\$0
7000 - Other Outgo	\$0	\$20,577	0%	\$205,768	0%	\$205,768
Indirect Costs	\$0	\$0	100%	\$0	100%	\$0
Totals	\$0	\$20,577	0%	\$205,768	! 0%	\$205,768

Carryover Status

Fiscal Year	Allocation	Expenditures	Carryover Amount	Carryover %	Carryover Threshold %	Locked
2023-24	\$205,768	\$0	\$205,768	! 100%	80%	-

Additional Comments

Not Entered



California Community Colleges



2024 © California Community Colleges
NOVA Site Version: 6.5.21