


### 69 Yosemite (Stanislaus Mother Lode) Consortium

Consortium Summary | Total Expenditures: \$1,596,409 Total Allocation: \$5,359,261 Total Carryover: \$3,762,852  
(70.21%) [Carryover Compliance](#) 

### Big Oak Flat-Groveland Unified 2023-24 Q2

Submitted by Diana Harford Tuolumne County Superintendent of Schools Office

Approved by Saul Guzman

Object Code	Year to Date (YTD) Expenditure	YTD Forecast	% Expended of YTD Forecast	Project Budget	% Expended of Project Budget	Budget Remaining
1000 - Instructional Salaries	\$0	\$0	100%	\$0	100%	\$0
2000 - Non-Instructional Salaries	\$0	\$0	100%	\$0	100%	\$0
3000 - Employee Benefits	\$0	\$0	100%	\$0	100%	\$0
4000 - Supplies and Materials	\$0	\$0	100%	\$0	100%	\$0
5000 - Other Operating Expenses and Services	\$43,637	\$41,238	105.82%	\$103,094	42.33%	\$59,457
6000 - Capital Outlay	\$0	\$0	100%	\$0	100%	\$0
7000 - Other Outgo	\$0	\$0	100%	\$0	100%	\$0
Indirect Costs	\$0	\$0	100%	\$0	100%	\$0
<b>Totals</b>	<b>\$43,637</b>	<b>\$41,238</b>	<b>105.82%</b>	<b>\$103,094</b>	<b>42.33%</b>	<b>\$59,457</b>

#### Member Carryover Compliance Status

**Description:** The Member Carryover Compliance Status table shows how the member's spending is tracking against the allocations for the displayed fiscal year(s) based on expenditures entered as of the time of viewing.

**Expenditures:** A negative value indicates that current fiscal year spending has not begun, as there are still unused funds from previous fiscal years.

**Carryover Amount & Carryover %:** If current fiscal year spending has not yet begun (a negative Expenditures amount), Carryover Amount will remain equal to Allocation and Carryover % will remain 100%.

Fiscal Year	Allocation	Expenditures	Carryover Amount	Carryover %	Carryover Threshold %	Locked
2023-24	\$103,055	\$43,598	\$59,457	57.69%	60%	-

**Additional Comments**

Not Entered

**Allocation Year 2021-22 Closeout**

I have reviewed the fiscal reports for my agency and confirmed that all funds for this allocation year have been spent.

**2021-22 Reverted Funds:**

\$0

**Calaveras Co. Office of Education**

2023-24 Q2

Submitted by Jessica Dorris

Approved by Saul Guzman

Object Code	Year to Date (YTD) Expenditure	YTD Forecast	% Expended of YTD Forecast	Project Budget	% Expended of Project Budget	Budget Remaining
1000 - Instructional Salaries	\$55,253	\$23,303	237.1%	\$93,213	59.28%	\$37,960
2000 - Non-Instructional Salaries	\$0	\$0	100%	\$0	100%	\$0
3000 - Employee Benefits	\$19,248	\$8,716	220.84%	\$34,863	55.21%	\$15,615
4000 - Supplies and Materials	\$0	\$0	100%	\$0	100%	\$0
5000 - Other Operating Expenses and Services	\$0	\$0	100%	\$0	100%	\$0
6000 - Capital Outlay	\$0	\$0	100%	\$0	100%	\$0
7000 - Other Outgo	\$0	\$0	100%	\$0	100%	\$0
Indirect Costs	\$0	\$0	100%	\$0	100%	\$0
<b>Totals</b>	<b>\$74,501</b>	<b>\$32,019</b>	<b>232.68%</b>	<b>\$128,076</b>	<b>58.17%</b>	<b>\$53,575</b>

**Member Carryover Compliance Status**

**Description:** The Member Carryover Compliance Status table shows how the member's spending is tracking against the allocations for the displayed fiscal year(s) based on expenditures entered as of the time of viewing.

**Expenditures:** A negative value indicates that current fiscal year spending has not begun, as there are still unused funds from previous fiscal years.

**Carryover Amount & Carryover %:** If current fiscal year spending has not yet begun (a negative Expenditures amount), Carryover Amount will remain equal to Allocation and Carryover % will remain 100%.

Fiscal Year	Allocation	Expenditures	Carryover Amount	Carryover %	Carryover Threshold %	Locked
2023-24	\$128,037	\$74,462	\$53,575	41.84%	60%	-

**Additional Comments**

Not Entered

### Allocation Year 2021-22 Closeout

I have reviewed the fiscal reports for my agency and confirmed that all funds for this allocation year have been spent.

**2021-22 Reverted Funds:**

\$0

## Ceres Unified 2023-24 Q2

Submitted by Emily Harry

Approved by Saul Guzman


Object Code	Year to Date (YTD) Expenditure	YTD Forecast	% Expended of YTD Forecast	Project Budget	% Expended of Project Budget	Budget Remaining
1000 - Instructional Salaries	\$27,685	\$13,629	203.14%	\$68,144	40.63%	\$40,459
2000 - Non-Instructional Salaries	\$149,511	\$62,128	240.65%	\$310,640	48.13%	\$161,129
3000 - Employee Benefits	\$89,841	\$39,346	228.34%	\$196,728	45.67%	\$106,887
4000 - Supplies and Materials	\$8,090	\$4,408	183.54%	\$22,039	36.71%	\$13,949
5000 - Other Operating Expenses and Services	\$45,220	\$36,728	123.12%	\$183,642	24.62%	\$138,422
6000 - Capital Outlay	\$0	\$0	100%	\$0	100%	\$0
7000 - Other Outgo	\$0	\$5,615	0%	\$28,077	0%	\$28,077
Indirect Costs	\$0	\$5,827	0%	\$29,137	0%	\$29,137
<b>Totals</b>	<b>\$320,347</b>	<b>\$167,681</b>	<b>191.05%</b>	<b>\$838,407</b>	<b>38.21%</b>	<b>\$518,060</b>

**Member Carryover Compliance Status**

**Description:** The Member Carryover Compliance Status table shows how the member's spending is tracking against the allocations for the displayed fiscal year(s) based on expenditures entered as of the time of viewing.

**Expenditures:** A negative value indicates that current fiscal year spending has not begun, as there are still unused funds from previous fiscal years.

**Carryover Amount & Carryover %:** If current fiscal year spending has not yet begun (a negative Expenditures amount), Carryover Amount will remain equal to Allocation and Carryover % will remain 100%.

Fiscal Year	Allocation	Expenditures	Carryover Amount	Carryover %	Carryover Threshold %	Locked
2023-24	\$768,981	\$250,921	\$518,060	 67.37%	60%	-

**Corrective Action Plan \***

We will continue to spend down funds for 23/24 school year.

**Additional Comments**

Not Entered

**Allocation Year 2021-22 Closeout**

I have reviewed the fiscal reports for my agency and confirmed that all funds for this allocation year have been spent.

**2021-22 Reverted Funds:**

\$0

**Columbia College**

2023-24 Q2

Submitted by Brandon Price

Approved by Saul Guzman

Object Code	Year to Date (YTD) Expenditure	YTD Forecast	% Expended of YTD Forecast	Project Budget	% Expended of Project Budget	Budget Remaining
1000 - Instructional Salaries	\$0	\$0	100%	\$0	100%	\$0
2000 - Non-Instructional Salaries	\$35,017	\$22,934	152.68%	\$71,670	48.86%	\$36,653
3000 - Employee Benefits	\$27,684	\$10,502	263.6%	\$32,819	84.35%	\$5,135
4000 - Supplies and Materials	\$0	\$3,040	0%	\$9,500	0%	\$9,500
5000 - Other Operating Expenses and Services	\$620	\$25,460	2.44%	\$79,564	0.78%	\$78,944
6000 - Capital Outlay	\$0	\$0	100%	\$0	100%	\$0
7000 - Other Outgo	\$0	\$0	100%	\$0	100%	\$0
Indirect Costs	\$2,681	\$0	100%	\$0	100%	! -\$2,681
<b>Totals</b>	<b>\$66,002</b>	<b>\$61,937</b>	<b>106.56%</b>	<b>\$193,553</b>	<b>34.1%</b>	<b>\$127,551</b>

**Member Carryover Compliance Status**

**Description:** The Member Carryover Compliance Status table shows how the member's spending is tracking against the allocations for the displayed fiscal year(s) based on expenditures entered as of the time of viewing.

**Expenditures:** A negative value indicates that current fiscal year spending has not begun, as there are still unused funds from previous fiscal years.

**Carryover Amount & Carryover %:** If current fiscal year spending has not yet begun (a negative Expenditures amount), Carryover Amount will remain equal to Allocation and Carryover % will remain 100%.

Fiscal Year	Allocation	Expenditures	Carryover Amount	Carryover %	Carryover Threshold %	Locked
2023-24	\$156,556	\$29,005	\$127,551	! 81.47%	60%	-

**Corrective Action Plan \***

We are on track to spend down our carryforward and 23-24 allocation as we have additional programming in the third and fourth quarters including the phlebotomy program.

**Additional Comments**

Not Entered

**Allocation Year 2021-22 Closeout**

I have reviewed the fiscal reports for my agency and confirmed that all funds for this allocation year have been spent.

**2021-22 Reverted Funds:**

\$0

## Modesto City High 2023-24 Q2

Submitted by Antony Little

Approved by Saul Guzman

Object Code	Year to Date (YTD) Expenditure	YTD Forecast	% Expended of YTD Forecast	Project Budget	% Expended of Project Budget	Budget Remaining
1000 - Instructional Salaries	\$224,236	\$139,826	160.37%	\$303,969	73.77%	\$79,733
2000 - Non-Instructional Salaries	\$15,108	\$17,770	85.02%	\$38,631	39.11%	\$23,523
3000 - Employee Benefits	\$72,073	\$58,556	123.08%	\$127,296	56.62%	\$55,223
4000 - Supplies and Materials	\$2,883	\$16,066	17.95%	\$34,925	8.25%	\$32,042
5000 - Other Operating Expenses and Services	\$1,799	\$12,381	14.53%	\$26,915	6.68%	\$25,116
6000 - Capital Outlay	\$0	\$0	100%	\$0	100%	\$0
7000 - Other Outgo	\$0	\$0	100%	\$0	100%	\$0
Indirect Costs	\$0	\$0	100%	\$0	100%	\$0
<b>Totals</b>	<b>\$316,099</b>	<b>\$244,599</b>	<b>129.23%</b>	<b>\$531,736</b>	<b>59.45%</b>	<b>\$215,637</b>

### Member Carryover Compliance Status

**Description:** The Member Carryover Compliance Status table shows how the member's spending is tracking against the allocations for the displayed fiscal year(s) based on expenditures entered as of the time of viewing.

**Expenditures:** A negative value indicates that current fiscal year spending has not begun, as there are still unused funds from previous fiscal years.

**Carryover Amount & Carryover %:** If current fiscal year spending has not yet begun (a negative Expenditures amount), Carryover Amount will remain equal to Allocation and Carryover % will remain 100%.

Fiscal Year	Allocation	Expenditures	Carryover Amount	Carryover %	Carryover Threshold %	Locked
2023-24	\$531,697	\$316,060	\$215,637	40.56%	60%	-

### Additional Comments

Object 5000 reduced expenditures were charged to wrong program.

## Allocation Year 2021-22 Closeout

I have reviewed the fiscal reports for my agency and confirmed that all funds for this allocation year have been spent.


**2021-22 Reverted Funds:**

\$0

## Modesto Junior College 2023-24 Q2

Submitted by Saul Guzman

Approved by Saul Guzman

Object Code	Year to Date (YTD) Expenditure	YTD Forecast	% Expended of YTD Forecast	Project Budget	% Expended of Project Budget	Budget Remaining
1000 - Instructional Salaries	\$31,355	\$56,760	55.24%	\$141,900	22.1%	\$110,545
2000 - Non-Instructional Salaries	\$62,785	\$119,516	52.53%	\$298,789	21.01%	\$236,004
3000 - Employee Benefits	\$41,845	\$72,201	57.96%	\$180,503	23.18%	\$138,658
4000 - Supplies and Materials	\$6,215	\$16,236	38.28%	\$40,590	15.31%	\$34,375
5000 - Other Operating Expenses and Services	\$53,135	\$43,112	123.25%	\$107,780	49.3%	\$54,645
6000 - Capital Outlay	\$0	\$3,200	0%	\$8,000	0%	\$8,000
7000 - Other Outgo	\$0	\$4,232	0%	\$10,581	0%	\$10,581
Indirect Costs	\$3,662	\$12,609	29.04%	\$31,523	11.62%	\$27,861
<b>Totals</b>	<b>\$198,997</b>	<b>\$327,866</b>	<b>60.69%</b>	<b>\$819,666</b>	 <b>24.28%</b>	<b>\$620,669</b>

### Member Carryover Compliance Status

**Description:** The Member Carryover Compliance Status table shows how the member's spending is tracking against the allocations for the displayed fiscal year(s) based on expenditures entered as of the time of viewing.

**Expenditures:** A negative value indicates that current fiscal year spending has not begun, as there are still unused funds from previous fiscal years.

**Carryover Amount & Carryover %:** If current fiscal year spending has not yet begun (a negative Expenditures amount), Carryover Amount will remain equal to Allocation and Carryover % will remain 100%.

Fiscal Year	Allocation	Expenditures	Carryover Amount	Carryover %	Carryover Threshold %	Locked
2023-24	\$626,228	\$5,559	\$620,669	 99.11%	60%	-

**Corrective Action Plan \***

Spring programs will start in Q3 which will address the current excess carryover.

**Additional Comments**

Not Entered

**Allocation Year 2021-22 Closeout**

I have reviewed the fiscal reports for my agency and confirmed that all funds for this allocation year have been spent.

**2021-22 Reverted Funds:**  
\$0

**Newman-Crows Landing Unified  
2023-24 Q2**

Submitted by Caralyn Mendoza  
Approved by Saul Guzman

Object Code	Year to Date (YTD) Expenditure	YTD Forecast	% Expended of YTD Forecast	Project Budget	% Expended of Project Budget	Budget Remaining
1000 - Instructional Salaries	\$3,487	\$4,644	75.08%	\$11,611	30.03%	\$8,124
2000 - Non-Instructional Salaries	\$9,630	\$8,619	111.73%	\$21,547	44.69%	\$11,917
3000 - Employee Benefits	\$5,296	\$5,167	102.5%	\$12,917	41%	\$7,621
4000 - Supplies and Materials	\$0	\$0	100%	\$0	100%	\$0
5000 - Other Operating Expenses and Services	\$22,328	\$33,900	65.86%	\$84,750	26.35%	\$62,422
6000 - Capital Outlay	\$0	\$0	100%	\$0	100%	\$0
7000 - Other Outgo	\$0	\$0	100%	\$0	100%	\$0
Indirect Costs	\$0	\$0	100%	\$0	100%	\$0
<b>Totals</b>	<b>\$40,741</b>	<b>\$52,330</b>	<b>77.85%</b>	<b>\$130,825</b>	<b>31.14%</b>	<b>\$90,084</b>




**Member Carryover Compliance Status**

**Description:** The Member Carryover Compliance Status table shows how the member's spending is tracking against the allocations for the displayed fiscal year(s) based on expenditures entered as of the time of viewing.

**Expenditures:** A negative value indicates that current fiscal year spending has not begun, as there are still unused funds from previous fiscal years.

**Carryover Amount & Carryover %:** If current fiscal year spending has not yet begun (a negative Expenditures amount), Carryover Amount will remain equal to Allocation and Carryover % will remain 100%.

Fiscal Year	Allocation	Expenditures	Carryover Amount	Carryover %	Carryover Threshold %	Locked
2023-24	\$130,786	\$40,702	\$90,084	 68.88%	60%	-

**Corrective Action Plan \***

The District has a contract with a provider, where the funds have been encumbered but not yet actually paid. These will be expended by the end of the year.

**Additional Comments**

Not Entered

**Allocation Year 2021-22 Closeout**

I have reviewed the fiscal reports for my agency and confirmed that all funds for this allocation year have been spent.

**2021-22 Reverted Funds:**


\$0

**Patterson Joint Unified**

2023-24 Q2

Submitted by Corrin Rivera Patterson High School

Approved by Saul Guzman


Object Code	Year to Date (YTD) Expenditure	YTD Forecast	% Expended of YTD Forecast	Project Budget	% Expended of Project Budget	Budget Remaining
1000 - Instructional Salaries	\$5,747	\$25,000	22.99%	\$125,000	4.6%	\$119,253
2000 - Non-Instructional Salaries	\$0	\$5,000	0%	\$25,000	0%	\$25,000
3000 - Employee Benefits	\$1,913	\$8,000	23.91%	\$40,000	4.78%	\$38,087
4000 - Supplies and Materials	\$11,328	\$12,008	94.34%	\$60,039	18.87%	\$48,711
5000 - Other Operating Expenses and Services	\$79,746	\$68,000	117.27%	\$340,000	23.45%	\$260,254
6000 - Capital Outlay	\$0	\$0	100%	\$0	100%	\$0
7000 - Other Outgo	\$0	\$0	100%	\$0	100%	\$0
Indirect Costs	\$5,471	\$5,633	97.13%	\$28,163	19.43%	\$22,692
<b>Totals</b>	<b>\$104,205</b>	<b>\$123,640</b>	<b>84.28%</b>	<b>\$618,202</b>	 <b>16.86%</b>	<b>\$513,997</b>

**Member Carryover Compliance Status**

**Description:** The Member Carryover Compliance Status table shows how the member's spending is tracking against the allocations for the displayed fiscal year(s) based on expenditures entered as of the time of viewing.

**Expenditures:** A negative value indicates that current fiscal year spending has not begun, as there are still unused funds from previous fiscal years.

**Carryover Amount & Carryover %:** If current fiscal year spending has not yet begun (a negative Expenditures amount), Carryover Amount will remain equal to Allocation and Carryover % will remain 100%.

Fiscal Year	Allocation	Expenditures	Carryover Amount	Carryover %	Carryover Threshold %	Locked
2023-24	\$409,792	-\$104,205	\$409,792	 <b>100%</b>	60%	-

**Corrective Action Plan \***

We've onboarded the Adult Education Coordinator and are in the process of finalizing the new hire paperwork. As part of our expansion efforts, we are introducing an extra Medical Assistant Class and exploring the possibility of adding another bookkeeping class for the upcoming Spring Semester. To boost interest in Adult Education, we've made enhancements to certain courses. These strategic initiatives are geared towards enhancing the overall educational experience and effectiveness of our programs.

**Additional Comments**

Not Entered

## Allocation Year 2021-22 Closeout

I have reviewed the fiscal reports for my agency and confirmed that all funds for this allocation year have been spent.

**2021-22 Reverted Funds:**

\$0

## Riverbank Unified 2023-24 Q2

Submitted by Holli Fox

Approved by Saul Guzman


Object Code	Year to Date (YTD) Expenditure	YTD Forecast	% Expended of YTD Forecast	Project Budget	% Expended of Project Budget	Budget Remaining
1000 - Instructional Salaries	\$0	\$0	100%	\$0	100%	\$0
2000 - Non-Instructional Salaries	\$0	\$0	100%	\$0	100%	\$0
3000 - Employee Benefits	\$0	\$0	100%	\$0	100%	\$0
4000 - Supplies and Materials	\$0	\$22,150	0%	\$44,300	0%	\$44,300
5000 - Other Operating Expenses and Services	\$14,285	\$62,602	22.82%	\$125,204	11.41%	\$110,919
6000 - Capital Outlay	\$0	\$0	100%	\$0	100%	\$0
7000 - Other Outgo	\$0	\$0	100%	\$0	100%	\$0
Indirect Costs	\$0	\$2,850	0%	\$5,700	0%	\$5,700
<b>Totals</b>	<b>\$14,285</b>	<b>\$87,602</b>	<b>16.31%</b>	<b>\$175,204</b>	<b>! 8.15%</b>	<b>\$160,919</b>

### Member Carryover Compliance Status

**Description:** The Member Carryover Compliance Status table shows how the member's spending is tracking against the allocations for the displayed fiscal year(s) based on expenditures entered as of the time of viewing.

**Expenditures:** A negative value indicates that current fiscal year spending has not begun, as there are still unused funds from previous fiscal years.

**Carryover Amount & Carryover %:** If current fiscal year spending has not yet begun (a negative Expenditures amount), Carryover Amount will remain equal to Allocation and Carryover % will remain 100%.

Fiscal Year	Allocation	Expenditures	Carryover Amount	Carryover %	Carryover Threshold %	Locked
2023-24	\$114,121	-\$46,798	\$114,121	 100%	60%	-

**Corrective Action Plan \***

We have currently contracted with the Family Literacy Center for \$98,500. Those payments should begin next quarter.

**Additional Comments**

Not Entered

**Allocation Year 2021-22 Closeout**

I have reviewed the fiscal reports for my agency and confirmed that all funds for this allocation year have been spent.

**2021-22 Reverted Funds:**  
\$0

**Sonora Union High  
2023-24 Q2**

Submitted by Ed Palfrey Sonora Union High School District

Approved by Saul Guzman


Object Code	Year to Date (YTD) Expenditure	YTD Forecast	% Expended of YTD Forecast	Project Budget	% Expended of Project Budget	Budget Remaining
1000 - Instructional Salaries	\$21,802	\$20,400	106.87%	\$75,556	28.86%	\$53,754
2000 - Non-Instructional Salaries	\$3,965	\$1,559	254.38%	\$5,773	68.68%	\$1,808
3000 - Employee Benefits	\$9,607	\$4,745	202.46%	\$17,575	54.66%	\$7,968
4000 - Supplies and Materials	\$0	\$0	100%	\$0	100%	\$0
5000 - Other Operating Expenses and Services	\$0	\$0	100%	\$0	100%	\$0
6000 - Capital Outlay	\$0	\$0	100%	\$0	100%	\$0
7000 - Other Outgo	\$0	\$0	100%	\$0	100%	\$0
Indirect Costs	\$0	\$1,404	0%	\$5,200	0%	\$5,200
<b>Totals</b>	<b>\$35,374</b>	<b>\$28,108</b>	<b>125.85%</b>	<b>\$104,104</b>	<b>33.98%</b>	<b>\$68,730</b>

### Member Carryover Compliance Status

**Description:** The Member Carryover Compliance Status table shows how the member's spending is tracking against the allocations for the displayed fiscal year(s) based on expenditures entered as of the time of viewing.

**Expenditures:** A negative value indicates that current fiscal year spending has not begun, as there are still unused funds from previous fiscal years.

**Carryover Amount & Carryover %:** If current fiscal year spending has not yet begun (a negative Expenditures amount), Carryover Amount will remain equal to Allocation and Carryover % will remain 100%.

Fiscal Year	Allocation	Expenditures	Carryover Amount	Carryover %	Carryover Threshold %	Locked
2023-24	\$104,065	\$35,335	\$68,730	 66.05%	60%	-

#### Corrective Action Plan \*

We will continue to spend down carryover in current year to help support students.

#### Additional Comments

Not Entered

### Allocation Year 2021-22 Closeout

I have reviewed the fiscal reports for my agency and confirmed that all funds for this allocation year have been spent.

#### 2021-22 Reverted Funds:

\$0

## Stanislaus Co. Office of Education

2023-24 Q2

Submitted by Kevin Fox Director I, Career and Technical Education

Approved by Saul Guzman


Object Code	Year to Date (YTD) Expenditure	YTD Forecast	% Expended of YTD Forecast	Project Budget	% Expended of Project Budget	Budget Remaining
1000 - Instructional Salaries	\$0	\$0	100%	\$0	100%	\$0
2000 - Non-Instructional Salaries	\$14,438	\$7,219	199.99%	\$28,877	50%	\$14,439
3000 - Employee Benefits	\$6,720	\$3,480	193.1%	\$13,920	48.28%	\$7,200
4000 - Supplies and Materials	\$0	\$12,614	0%	\$50,457	0%	\$50,457
5000 - Other Operating Expenses and Services	\$120,415	\$69,500	173.26%	\$277,999	43.31%	\$157,584
6000 - Capital Outlay	\$0	\$0	100%	\$0	100%	\$0
7000 - Other Outgo	\$0	\$0	100%	\$0	100%	\$0
Indirect Costs	\$7,079	\$4,641	152.54%	\$18,563	38.13%	\$11,484
<b>Totals</b>	<b>\$148,652</b>	<b>\$97,454</b>	<b>152.54%</b>	<b>\$389,816</b>	<b>38.13%</b>	<b>\$241,164</b>

**Member Carryover Compliance Status**

**Description:** The Member Carryover Compliance Status table shows how the member's spending is tracking against the allocations for the displayed fiscal year(s) based on expenditures entered as of the time of viewing.

**Expenditures:** A negative value indicates that current fiscal year spending has not begun, as there are still unused funds from previous fiscal years.

**Carryover Amount & Carryover %:** If current fiscal year spending has not yet begun (a negative Expenditures amount), Carryover Amount will remain equal to Allocation and Carryover % will remain 100%.

Fiscal Year	Allocation	Expenditures	Carryover Amount	Carryover %	Carryover Threshold %	Locked
2023-24	\$301,952	\$60,788	\$241,164	 79.87%	60%	-

**Corrective Action Plan \***

SCOE will continue to address carryover for the current year by providing allied health preparedness classes PATCH in partnership with MJC. Forklift operator safety classes in English and Spanish. On going construction training classes are a large part of the budget. SCOE will also offer Microsoft Office 360 certification prep courses.

**Additional Comments**

Not Entered

**Allocation Year 2021-22 Closeout**

I have reviewed the fiscal reports for my agency and confirmed that all funds for this allocation year have been spent.

2021-22 Reverted Funds:

\$0

**Summerville Union High**  
2023-24 Q2

Submitted by Cindy Jensen

Approved by Saul Guzman

Object Code	Year to Date (YTD) Expenditure	YTD Forecast	% Expended of YTD Forecast	Project Budget	% Expended of Project Budget	Budget Remaining
1000 - Instructional Salaries	\$17,782	\$11,771	151.07%	\$39,236	45.32%	\$21,454
2000 - Non-Instructional Salaries	\$0	\$0	100%	\$0	100%	\$0
3000 - Employee Benefits	\$6,052	\$4,253	142.31%	\$14,176	42.69%	\$8,124
4000 - Supplies and Materials	\$1,647	\$13,440	12.25%	\$44,800	3.68%	\$43,153
5000 - Other Operating Expenses and Services	\$852	\$15,987	5.33%	\$53,290	1.6%	\$52,438
6000 - Capital Outlay	\$0	\$0	100%	\$0	100%	\$0
7000 - Other Outgo	\$0	\$0	100%	\$0	100%	\$0
Indirect Costs	\$0	\$2,046	0%	\$6,820	0%	\$6,820
<b>Totals</b>	<b>\$26,333</b>	<b>\$47,497</b>	<b>55.44%</b>	<b>\$158,322</b>	<b>! 16.63%</b>	<b>\$131,989</b>

**Member Carryover Compliance Status**

**Description:** The Member Carryover Compliance Status table shows how the member's spending is tracking against the allocations for the displayed fiscal year(s) based on expenditures entered as of the time of viewing.

**Expenditures:** A negative value indicates that current fiscal year spending has not begun, as there are still unused funds from previous fiscal years.

**Carryover Amount & Carryover %:** If current fiscal year spending has not yet begun (a negative Expenditures amount), Carryover Amount will remain equal to Allocation and Carryover % will remain 100%.

Fiscal Year	Allocation	Expenditures	Carryover Amount	Carryover %	Carryover Threshold %	Locked
2023-24	\$67,309	-\$64,680	\$67,309	<b>! 100%</b>	60%	-

**Corrective Action Plan \***

Conference attendance planned for May 2023 for adult school teacher, including travel expenses. Salary exceeds annual grant to utilize funding and implement program improvements.

**Additional Comments**

Not Entered

**Allocation Year 2021-22 Closeout**

I have reviewed the fiscal reports for my agency and confirmed that all funds for this allocation year have been spent.

**2021-22 Reverted Funds:**

\$0

**Tuolumne County Superintendent of Schools  
2023-24 Q2**

Submitted by Colleen Whitlock

Approved by Saul Guzman

Object Code	Year to Date (YTD) Expenditure	YTD Forecast	% Expended of YTD Forecast	Project Budget	% Expended of Project Budget	Budget Remaining
1000 - Instructional Salaries	\$51,669	\$55,397	93.27%	\$104,523	49.43%	\$52,854
2000 - Non-Instructional Salaries	\$16,259	\$13,925	116.76%	\$26,273	61.88%	\$10,014
3000 - Employee Benefits	\$25,982	\$27,040	96.09%	\$51,019	50.93%	\$25,037
4000 - Supplies and Materials	\$4,151	\$2,654	156.42%	\$5,007	82.9%	\$856
5000 - Other Operating Expenses and Services	\$6,428	\$5,170	124.34%	\$9,754	65.9%	\$3,326
6000 - Capital Outlay	\$0	\$0	100%	\$0	100%	\$0
7000 - Other Outgo	\$0	\$0	100%	\$0	100%	\$0
Indirect Costs	\$5,225	\$5,208	100.32%	\$9,827	53.17%	\$4,602
<b>Totals</b>	<b>\$109,714</b>	<b>\$109,394</b>	<b>100.29%</b>	<b>\$206,403</b>	<b>53.16%</b>	<b>\$96,689</b>

**Member Carryover Compliance Status**

**Description:** The Member Carryover Compliance Status table shows how the member's spending is tracking against the allocations for the displayed fiscal year(s) based on expenditures entered as of the time of viewing.



**Expenditures:** A negative value indicates that current fiscal year spending has not begun, as there are still unused funds from previous fiscal years.

**Carryover Amount & Carryover %:** If current fiscal year spending has not yet begun (a negative Expenditures amount), Carryover Amount will remain equal to Allocation and Carryover % will remain 100%.

Fiscal Year	Allocation	Expenditures	Carryover Amount	Carryover %	Carryover Threshold %	Locked
2023-24	\$206,364	\$109,675	\$96,689	46.85%	60%	-

**Additional Comments**

Not Entered

**Allocation Year 2021-22 Closeout**

I have reviewed the fiscal reports for my agency and confirmed that all funds for this allocation year have been spent.

**2021-22 Reverted Funds:**

\$0

**Turlock Unified**

2023-24 Q2

Submitted by Dr. Jessie Ceja

Approved by Saul Guzman

Object Code	Year to Date (YTD) Expenditure	YTD Forecast	% Expended of YTD Forecast	Project Budget	% Expended of Project Budget	Budget Remaining
1000 - Instructional Salaries	\$179,053	\$106,071	168.8%	\$424,285	42.2%	\$245,232
2000 - Non-Instructional Salaries	\$154,726	\$87,029	177.79%	\$348,115	44.45%	\$193,389
3000 - Employee Benefits	\$113,577	\$64,384	176.41%	\$257,535	44.1%	\$143,958
4000 - Supplies and Materials	\$11,863	\$3,820	310.53%	\$15,281	77.63%	\$3,418
5000 - Other Operating Expenses and Services	\$221,048	\$88,157	250.74%	\$352,626	62.69%	\$131,578
6000 - Capital Outlay	\$6,865	\$1,875	366.13%	\$7,500	91.53%	\$635
7000 - Other Outgo	\$0	\$0	100%	\$0	100%	\$0
Indirect Costs	\$0	\$17,046	0%	\$68,182	0%	\$68,182
<b>Totals</b>	<b>\$687,132</b>	<b>\$368,381</b>	<b>186.53%</b>	<b>\$1,473,524</b>	<b>46.63%</b>	<b>\$786,392</b>

**Member Carryover Compliance Status**

**Description:** The Member Carryover Compliance Status table shows how the member's spending is tracking against the allocations for the displayed fiscal year(s) based on expenditures entered as of the time of viewing.

**Expenditures:** A negative value indicates that current fiscal year spending has not begun, as there are still unused funds from previous fiscal years.

**Carryover Amount & Carryover %:** If current fiscal year spending has not yet begun (a negative Expenditures amount), Carryover Amount will remain equal to Allocation and Carryover % will remain 100%.

Fiscal Year	Allocation	Expenditures	Carryover Amount	Carryover %	Carryover Threshold %	Locked
2023-24	\$1,373,354	\$586,962	\$786,392	57.26%	60%	-

**Additional Comments**

Not Entered

**Allocation Year 2021-22 Closeout**

I have reviewed the fiscal reports for my agency and confirmed that all funds for this allocation year have been spent.

**2021-22 Reverted Funds:**  
\$0

## Waterford Unified 2023-24 Q2

Submitted by Tonya Bibbins

Approved by Saul Guzman

Object Code	Year to Date (YTD) Expenditure	YTD Forecast	% Expended of YTD Forecast	Project Budget	% Expended of Project Budget	Budget Remaining
1000 - Instructional Salaries	\$27,492	\$41,191	66.74%	\$82,381	33.37%	\$54,889
2000 - Non-Instructional Salaries	\$5,296	\$9,857	53.73%	\$19,714	26.86%	\$14,418
3000 - Employee Benefits	\$6,764	\$10,881	62.17%	\$21,761	31.08%	\$14,997
4000 - Supplies and Materials	\$2,868	\$12,107	23.69%	\$24,213	11.84%	\$21,345
5000 - Other Operating Expenses and Services	\$6,461	\$4,664	138.54%	\$9,327	69.27%	\$2,866
6000 - Capital Outlay	\$0	\$0	100%	\$0	100%	\$0
7000 - Other Outgo	\$0	\$2,808	0%	\$5,615	0%	\$5,615
Indirect Costs	\$0	\$0	100%	\$0	100%	\$0
<b>Totals</b>	<b>\$48,881</b>	<b>\$81,506</b>	<b>59.97%</b>	<b>\$163,011</b>	<b>! 29.99%</b>	<b>\$114,130</b>

### Member Carryover Compliance Status

**Description:** The Member Carryover Compliance Status table shows how the member's spending is tracking against the allocations for the displayed fiscal year(s) based on expenditures entered as of the time of viewing.

**Expenditures:** A negative value indicates that current fiscal year spending has not begun, as there are still unused funds from previous fiscal years.

**Carryover Amount & Carryover %:** If current fiscal year spending has not yet begun (a negative Expenditures amount), Carryover Amount will remain equal to Allocation and Carryover % will remain 100%.

Fiscal Year	Allocation	Expenditures	Carryover Amount	Carryover %	Carryover Threshold %	Locked
2023-24	\$131,196	\$17,066	\$114,130	<b>! 86.99%</b>	60%	-

### Corrective Action Plan \*

Additional costs are anticipated in Spring semester as additional courses for parenting are opened for students. Welding position is still unfilled at this time which is negatively impacting ability to address carryover amounts. Exploring additional courses and expansion of existing programs as our program is currently growing in enrollment.

### Additional Comments

Not Entered

### Allocation Year 2021-22 Closeout

I have reviewed the fiscal reports for my agency and confirmed that all funds for this allocation year have been spent.

**2021-22 Reverted Funds:**

\$0

### Yosemite CCD

2023-24 Q2

Submitted by Saul Guzman

Approved by Saul Guzman


Object Code	Year to Date (YTD) Expenditure	YTD Forecast	% Expended of YTD Forecast	Project Budget	% Expended of Project Budget	Budget Remaining
1000 - Instructional Salaries	\$0	\$0	100%	\$0	100%	\$0
2000 - Non-Instructional Salaries	\$0	\$0	100%	\$0	100%	\$0
3000 - Employee Benefits	\$0	\$0	100%	\$0	100%	\$0
4000 - Supplies and Materials	\$0	\$0	100%	\$0	100%	\$0
5000 - Other Operating Expenses and Services	\$0	\$0	100%	\$0	100%	\$0
6000 - Capital Outlay	\$0	\$0	100%	\$0	100%	\$0
7000 - Other Outgo	\$0	\$61,730	0%	\$205,768	0%	\$205,768
Indirect Costs	\$0	\$0	100%	\$0	100%	\$0
<b>Totals</b>	<b>\$0</b>	<b>\$61,730</b>	<b>0%</b>	<b>\$205,768</b>	<b>! 0%</b>	<b>\$205,768</b>

**Member Carryover Compliance Status**

**Description:** The Member Carryover Compliance Status table shows how the member's spending is tracking against the allocations for the displayed fiscal year(s) based on expenditures entered as of the time of viewing.

**Expenditures:** A negative value indicates that current fiscal year spending has not begun, as there are still unused funds from previous fiscal years.

**Carryover Amount & Carryover %:** If current fiscal year spending has not yet begun (a negative Expenditures amount), Carryover Amount will remain equal to Allocation and Carryover % will remain 100%.

Fiscal Year	Allocation	Expenditures	Carryover Amount	Carryover %	Carryover Threshold %	Locked
2023-24	\$205,768	\$0	\$205,768	 100%	60%	-

**Corrective Action Plan \***

Collaborative efforts by members to set up Phlebotomy, CNA and MA training has been approved. Programs to begin in the near future.

**Additional Comments**

Not Entered

**Allocation Year 2021-22 Closeout**

I have reviewed the fiscal reports for my agency and confirmed that all funds for this allocation year have been spent.

**2021-22 Reverted Funds:**

\$0



California  
Community  
Colleges



2024 © California Community Colleges  
NOVA Site Version: 6.7.1