



70 North Central Adult Education Consortium (Yuba)

Colusa Co. Office of Education
2022-23 Q3

Submitted by John Ithurburn

Approved by Lorilee Niesen

Object Code	Year to Date (YTD) Expenditure	YTD Forecast	% Expended of YTD Forecast	Project Budget	% Expended of Project Budget	Budget Remaining
1000 - Instructional Salaries	\$65,902	\$13,597	484.67%	\$90,648	72.7%	\$24,746
2000 - Non-Instructional Salaries	\$26,400	\$3,577	738.1%	\$23,845	110.72%	 -\$2,555
3000 - Employee Benefits	\$32,701	\$5,701	573.6%	\$38,007	86.04%	\$5,306
4000 - Supplies and Materials	\$5,948	\$2,706	219.84%	\$18,037	32.98%	\$12,089
5000 - Other Operating Expenses and Services	\$33,580	\$6,048	555.22%	\$40,320	83.28%	\$6,740
6000 - Capital Outlay	\$7,280	\$36,237	20.09%	\$241,581	3.01%	\$234,301
7000 - Other Outgo	\$0	\$0	100%	\$0	100%	\$0
Indirect Costs	\$8,312	\$1,581	525.59%	\$10,543	78.84%	\$2,231
Totals	\$180,123	\$69,447	259.37%	\$462,981	 38.91%	\$282,858

Additional Comments

N/A

Lake Co. Office of Education
2022-23 Q3

Submitted by Beth Hampson

Approved by Lorilee Niesen

Object Code	Year to Date (YTD) Expenditure	YTD Forecast	% Expended of YTD Forecast	Project Budget	% Expended of Project Budget	Budget Remaining
1000 - Instructional Salaries	\$23,974	\$34,102	70.3%	\$56,837	42.18%	\$32,863
2000 - Non-Instructional Salaries	\$917	\$53,157	1.73%	\$88,595	1.04%	\$87,678
3000 - Employee Benefits	\$10,866	\$36,610	29.68%	\$61,017	17.81%	\$50,151
4000 - Supplies and Materials	\$8,551	\$68,794	12.43%	\$114,657	7.46%	\$106,106
5000 - Other Operating Expenses and Services	\$19,214	\$38,673	49.68%	\$64,455	29.81%	\$45,241
6000 - Capital Outlay	\$0	\$0	100%	\$0	100%	\$0
7000 - Other Outgo	\$0	\$0	100%	\$0	100%	\$0
Indirect Costs	\$3,176	\$8,280	38.36%	\$13,800	23.01%	\$10,624
Totals	\$66,698	\$239,617	27.84%	\$399,361	! 16.7%	\$332,663

Additional Comments

Certificated program coordination for new Adult Basic Education program. Unfunded instructional program direct cost transfer for Adult CTE programs, plus program marketing, outreach, and recruitment.

Sutter Co. Office of Education
2022-23 Q3

Submitted by Jay VanDuzer

Approved by Lorilee Niesen

Object Code	Year to Date (YTD) Expenditure	YTD Forecast	% Expended of YTD Forecast	Project Budget	% Expended of Project Budget	Budget Remaining
1000 - Instructional Salaries	\$215,877	\$186,767	115.59%	\$249,023	86.69%	\$33,146
2000 - Non-Instructional Salaries	\$200,653	\$167,572	119.74%	\$223,429	89.81%	\$22,776
3000 - Employee Benefits	\$137,777	\$116,258	118.51%	\$155,010	88.88%	\$17,233
4000 - Supplies and Materials	\$42,301	\$33,812	125.11%	\$45,083	93.83%	\$2,782
5000 - Other Operating Expenses and Services	\$149,958	\$125,329	119.65%	\$167,105	89.74%	\$17,147
6000 - Capital Outlay	\$0	\$0	100%	\$0	100%	\$0
7000 - Other Outgo	\$116,665	\$87,499	133.33%	\$116,665	100%	\$0
Indirect Costs	\$35,511	\$31,487	112.78%	\$41,983	84.58%	\$6,472
Totals	\$898,742	\$748,724	120.04%	\$998,298	90.03%	\$99,556


Additional Comments

Not Entered

**Woodland Community College
2022-23 Q3**

Submitted by Patricia Barba

Approved by Lorilee Niesen

Object Code	Year to Date (YTD) Expenditure	YTD Forecast	% Expended of YTD Forecast	Project Budget	% Expended of Project Budget	Budget Remaining
1000 - Instructional Salaries	\$21,853	\$10,435	209.43%	\$41,738	52.36%	\$19,885
2000 - Non-Instructional Salaries	\$44,624	\$27,345	163.19%	\$109,380	40.8%	\$64,756
3000 - Employee Benefits	\$22,644	\$31,137	72.72%	\$124,548	18.18%	\$101,904
4000 - Supplies and Materials	\$0	\$625	0%	\$2,500	0%	\$2,500
5000 - Other Operating Expenses and Services	\$1,891	\$775	244%	\$3,100	61%	\$1,209
6000 - Capital Outlay	\$0	\$27,961	0%	\$111,842	0%	\$111,842
7000 - Other Outgo	\$0	\$0	100%	\$0	100%	\$0
Indirect Costs	\$1,985	\$2,293	86.56%	\$9,173	21.64%	\$7,188
Totals	\$92,997	\$100,570	92.47%	\$402,281	 23.12%	\$309,284

Additional Comments

Not Entered

**Woodland Joint Unified
2022-23 Q3**

Submitted by Karin Liu
Approved by Lorilee Niesen

Object Code	Year to Date (YTD) Expenditure	YTD Forecast	% Expended of YTD Forecast	Project Budget	% Expended of Project Budget	Budget Remaining
1000 - Instructional Salaries	\$488,537	\$346,132	141.14%	\$692,264	70.57%	\$203,727
2000 - Non-Instructional Salaries	\$139,685	\$93,760	148.98%	\$187,519	74.49%	\$47,834
3000 - Employee Benefits	\$188,507	\$131,148	143.74%	\$262,295	71.87%	\$73,788
4000 - Supplies and Materials	\$15,384	\$209,883	7.33%	\$419,766	3.66%	\$404,382
5000 - Other Operating Expenses and Services	\$164,551	\$144,805	113.64%	\$289,609	56.82%	\$125,058
6000 - Capital Outlay	\$0	\$9,112	0%	\$18,223	0%	\$18,223
7000 - Other Outgo	\$0	\$36,427	0%	\$72,854	0%	\$72,854
Indirect Costs	\$0	\$0	100%	\$0	100%	\$0
Totals	\$996,664	\$971,265	102.62%	\$1,942,530	51.31%	\$945,866


Additional Comments

None

**Yolo Co. Office of Education
2022-23 Q3**

Submitted by Karen Shores

Approved by Lorilee Niesen

Object Code	Year to Date (YTD) Expenditure	YTD Forecast	% Expended of YTD Forecast	Project Budget	% Expended of Project Budget	Budget Remaining
1000 - Instructional Salaries	\$0	\$1,166	0%	\$3,533	0%	\$3,533
2000 - Non-Instructional Salaries	\$77,630	\$67,439	115.11%	\$204,360	37.99%	\$126,730
3000 - Employee Benefits	\$36,055	\$30,417	118.54%	\$92,173	39.12%	\$56,118
4000 - Supplies and Materials	\$195	\$28,050	0.7%	\$85,000	0.23%	\$84,805
5000 - Other Operating Expenses and Services	\$23,753	\$42,293	56.16%	\$128,160	18.53%	\$104,407
6000 - Capital Outlay	\$0	\$0	100%	\$0	100%	\$0
7000 - Other Outgo	\$0	\$0	100%	\$0	100%	\$0
Indirect Costs	\$7,149	\$8,411	84.99%	\$25,489	28.05%	\$18,340
Totals	\$144,782	\$177,776	81.44%	\$538,715	 26.88%	\$393,933

Additional Comments

Not Entered

**Yuba Co. Office of Education
2022-23 Q3**

Submitted by Ken Hamel 6820377

Approved by Lorilee Niesen

Object Code	Year to Date (YTD) Expenditure	YTD Forecast	% Expended of YTD Forecast	Project Budget	% Expended of Project Budget	Budget Remaining
1000 - Instructional Salaries	\$40,007	\$33,000	121.23%	\$44,000	90.93%	\$3,993
2000 - Non-Instructional Salaries	\$6,277	\$5,025	124.92%	\$6,700	93.69%	\$423
3000 - Employee Benefits	\$12,805	\$11,250	113.82%	\$15,000	85.37%	\$2,195
4000 - Supplies and Materials	\$4,073	\$21,492	18.95%	\$28,656	14.21%	\$24,583
5000 - Other Operating Expenses and Services	\$13,557	\$36,000	37.66%	\$48,000	28.24%	\$34,443
6000 - Capital Outlay	\$0	\$0	100%	\$0	100%	\$0
7000 - Other Outgo	\$0	\$0	100%	\$0	100%	\$0
Indirect Costs	\$0	\$5,325	0%	\$7,100	0%	\$7,100
Totals	\$76,719	\$112,092	68.44%	\$149,456	51.33%	\$72,737

Additional Comments

Not Entered

Yuba College
2022-23 Q3

Submitted by Dr. Jeremy Brown

Approved by Lorilee Niesen

Object Code	Year to Date (YTD) Expenditure	YTD Forecast	% Expended of YTD Forecast	Project Budget	% Expended of Project Budget	Budget Remaining
1000 - Instructional Salaries	\$59,245	\$60,000	98.74%	\$80,000	74.06%	\$20,755
2000 - Non-Instructional Salaries	\$0	\$36,750	0%	\$49,000	0%	\$49,000
3000 - Employee Benefits	\$24,586	\$45,000	54.64%	\$60,000	40.98%	\$35,414
4000 - Supplies and Materials	\$0	\$10,295	0%	\$13,726	0%	\$13,726
5000 - Other Operating Expenses and Services	\$3,000	\$4,500	66.67%	\$6,000	50%	\$3,000
6000 - Capital Outlay	\$0	\$750	0%	\$1,000	0%	\$1,000
7000 - Other Outgo	\$0	\$0	100%	\$0	100%	\$0
Indirect Costs	\$1,650	\$6,188	26.67%	\$8,250	20%	\$6,600
Totals	\$88,481	\$163,482	54.12%	\$217,976	! 40.59%	\$129,495

Additional Comments

Not Entered



California Community Colleges



2023 © California Community Colleges
NOVA Site Version: 6.5.7