

70 North Central Adult Education Consortium (Yuba)

Colusa Co. Office of Education
2022-23 Q4

Submitted by John Ithurburn

Approved by Lorilee Niesen

Object Code	Year to Date (YTD) Expenditure	YTD Forecast	% Expended of YTD Forecast	Project Budget	% Expended of Project Budget	Budget Remaining
1000 - Instructional Salaries	\$90,600	\$13,590	666.67%	\$90,600	100%	\$0
2000 - Non-Instructional Salaries	\$23,845	\$3,577	666.67%	\$23,845	100%	\$0
3000 - Employee Benefits	\$38,007	\$5,701	666.67%	\$38,007	100%	\$0
4000 - Supplies and Materials	\$18,037	\$2,706	666.67%	\$18,037	100%	\$0
5000 - Other Operating Expenses and Services	\$40,320	\$6,048	666.67%	\$40,320	100%	\$0
6000 - Capital Outlay	\$241,581	\$36,237	666.67%	\$241,581	100%	\$0
7000 - Other Outgo	\$0	\$0	100%	\$0	100%	\$0
Indirect Costs	\$10,543	\$1,581	666.67%	\$10,543	100%	\$0
Totals	\$462,933	\$69,440	666.67%	\$462,933	100%	\$0

Additional Comments



Not Entered

✓ I certify that our agency did not exceed the allowed indirect rate as directed in the Adult Education Program Guidance.

Lake Co. Office of Education
2022-23 Q4

Submitted by Beth Hampson

Approved by Lorilee Niesen

Object Code	Year to Date (YTD) Expenditure	YTD Forecast	% Expended of YTD Forecast	Project Budget	% Expended of Project Budget	Budget Remaining
1000 - Instructional Salaries	\$31,965	\$45,470	70.3%	\$56,837	56.24%	\$24,872
2000 - Non-Instructional Salaries	\$1,438	\$70,876	2.03%	\$88,595	1.62%	\$87,157
3000 - Employee Benefits	\$14,492	\$48,814	29.69%	\$61,017	23.75%	\$46,525
4000 - Supplies and Materials	\$14,469	\$91,726	15.77%	\$114,657	12.62%	\$100,188
5000 - Other Operating Expenses and Services	\$93,653	\$51,564	181.62%	\$64,455	145.3%	 -\$29,198
6000 - Capital Outlay	\$0	\$0	100%	\$0	100%	\$0
7000 - Other Outgo	\$0	\$0	100%	\$0	100%	\$0
Indirect Costs	\$5,783	\$11,040	52.38%	\$13,800	41.91%	\$8,017
Totals	\$161,800	\$319,489	50.64%	\$399,361	 40.51%	\$237,561

Additional Comments

Not Entered

✓ I certify that our agency did not exceed the allowed indirect rate as directed in the Adult Education Program Guidance.

Sutter Co. Office of Education
2022-23 Q4

Submitted by Jay VanDuzer

Approved by Lorilee Niesen

Object Code	Year to Date (YTD) Expenditure	YTD Forecast	% Expended of YTD Forecast	Project Budget	% Expended of Project Budget	Budget Remaining
1000 - Instructional Salaries	\$249,023	\$249,023	100%	\$249,023	100%	\$0
2000 - Non-Instructional Salaries	\$223,429	\$223,429	100%	\$223,429	100%	\$0
3000 - Employee Benefits	\$155,010	\$155,010	100%	\$155,010	100%	\$0
4000 - Supplies and Materials	\$45,083	\$45,083	100%	\$45,083	100%	\$0
5000 - Other Operating Expenses and Services	\$167,105	\$167,105	100%	\$167,105	100%	\$0
6000 - Capital Outlay	\$0	\$0	100%	\$0	100%	\$0
7000 - Other Outgo	\$116,665	\$116,665	100%	\$116,665	100%	\$0
Indirect Costs	\$41,983	\$41,983	100%	\$41,983	100%	\$0
Totals	\$998,298	\$998,298	100%	\$998,298	100%	\$0

Additional Comments


Not Entered

✓ I certify that our agency did not exceed the allowed indirect rate as directed in the Adult Education Program Guidance.

Woodland Community College
2022-23 Q4

Submitted by Patricia Barba

Approved by Lorilee Niesen

Object Code	Year to Date (YTD) Expenditure	YTD Forecast	% Expended of YTD Forecast	Project Budget	% Expended of Project Budget	Budget Remaining
1000 - Instructional Salaries	\$40,174	\$10,435	385.01%	\$41,738	96.25%	\$1,564
2000 - Non-Instructional Salaries	\$76,799	\$27,345	280.85%	\$109,380	70.21%	\$32,581
3000 - Employee Benefits	\$63,927	\$31,137	205.31%	\$124,548	51.33%	\$60,621
4000 - Supplies and Materials	\$106	\$625	16.96%	\$2,500	4.24%	\$2,394
5000 - Other Operating Expenses and Services	\$2,055	\$775	265.16%	\$3,100	66.29%	\$1,045
6000 - Capital Outlay	\$0	\$27,961	0%	\$111,842	0%	\$111,842
7000 - Other Outgo	\$0	\$0	100%	\$0	100%	\$0
Indirect Costs	\$3,274	\$2,293	142.77%	\$9,173	35.69%	\$5,899
Totals	\$186,335	\$100,570	185.28%	\$402,281	 46.32%	\$215,946

Additional Comments

Not Entered

✓ I certify that our agency did not exceed the allowed indirect rate as directed in the Adult Education Program Guidance.

Woodland Joint Unified
2022-23 Q4

Submitted by Karin Liu
Approved by Lorilee Niesen

Object Code	Year to Date (YTD) Expenditure	YTD Forecast	% Expended of YTD Forecast	Project Budget	% Expended of Project Budget	Budget Remaining
1000 - Instructional Salaries	\$692,264	\$553,811	125%	\$692,264	100%	\$0
2000 - Non-Instructional Salaries	\$187,519	\$150,015	125%	\$187,519	100%	\$0
3000 - Employee Benefits	\$262,295	\$209,836	125%	\$262,295	100%	\$0
4000 - Supplies and Materials	\$25,393	\$335,813	7.56%	\$419,766	6.05%	\$394,373
5000 - Other Operating Expenses and Services	\$289,609	\$231,687	125%	\$289,609	100%	\$0
6000 - Capital Outlay	\$18,223	\$14,578	125%	\$18,223	100%	\$0
7000 - Other Outgo	\$72,854	\$58,283	125%	\$72,854	100%	\$0
Indirect Costs	\$0	\$0	100%	\$0	100%	\$0
Totals	\$1,548,157	\$1,554,024	99.62%	\$1,942,530	79.7%	\$394,373


Additional Comments

In order to spend the remaining 20.3 % of 22-23 CAEP funds, additional capital improvements to classrooms are being made and equipment is being purchased for Career and Technical Education course pathways. Construction delays are the cause for not spending 80% or more of our CAEP funds in the 2022-2023 school year.

✓ I certify that our agency did not exceed the allowed indirect rate as directed in the Adult Education Program Guidance.

Yolo Co. Office of Education
2022-23 Q4

Submitted by Ân Tạ
 Approved by Lorilee Niesen

Object Code	Year to Date (YTD) Expenditure	YTD Forecast	% Expended of YTD Forecast	Project Budget	% Expended of Project Budget	Budget Remaining
1000 - Instructional Salaries	\$0	\$1,166	0%	\$3,533	0%	\$3,533
2000 - Non-Instructional Salaries	\$103,798	\$67,439	153.91%	\$204,360	50.79%	\$100,562
3000 - Employee Benefits	\$48,759	\$30,417	160.3%	\$92,173	52.9%	\$43,414
4000 - Supplies and Materials	\$78,837	\$28,050	281.06%	\$85,000	92.75%	\$6,163
5000 - Other Operating Expenses and Services	\$49,659	\$42,293	117.42%	\$128,160	38.75%	\$78,501
6000 - Capital Outlay	\$0	\$0	100%	\$0	100%	\$0
7000 - Other Outgo	\$0	\$0	100%	\$0	100%	\$0
Indirect Costs	\$14,053	\$8,411	167.07%	\$25,489	55.13%	\$11,436
Totals	\$295,106	\$177,776	166%	\$538,715	 54.78%	\$243,609

Additional Comments

Not Entered

✓ I certify that our agency did not exceed the allowed indirect rate as directed in the Adult Education Program Guidance.

Yuba Co. Office of Education
2022-23 Q4

Submitted by Ken Hamel 6820377

Approved by Lorilee Niesen

Object Code	Year to Date (YTD) Expenditure	YTD Forecast	% Expended of YTD Forecast	Project Budget	% Expended of Project Budget	Budget Remaining
1000 - Instructional Salaries	\$61,000	\$44,000	138.64%	\$44,000	138.64%	 -\$17,000
2000 - Non-Instructional Salaries	\$6,277	\$6,700	93.69%	\$6,700	93.69%	\$423
3000 - Employee Benefits	\$16,834	\$15,000	112.23%	\$15,000	112.23%	 -\$1,834
4000 - Supplies and Materials	\$18,478	\$28,656	64.48%	\$28,656	64.48%	\$10,178
5000 - Other Operating Expenses and Services	\$39,767	\$48,000	82.85%	\$48,000	82.85%	\$8,233
6000 - Capital Outlay	\$0	\$0	100%	\$0	100%	\$0
7000 - Other Outgo	\$0	\$0	100%	\$0	100%	\$0
Indirect Costs	\$7,100	\$7,100	100%	\$7,100	100%	\$0
Totals	\$149,456	\$149,456	100%	\$149,456	100%	\$0

Additional Comments

Adjusted expenditures in alliance with adjusted allocation per fiscal agent directive.

✓ I certify that our agency did not exceed the allowed indirect rate as directed in the Adult Education Program Guidance.

Yuba College
2022-23 Q4

Submitted by Dr. Jeremy Brown

Approved by Lorilee Niesen

Object Code	Year to Date (YTD) Expenditure	YTD Forecast	% Expended of YTD Forecast	Project Budget	% Expended of Project Budget	Budget Remaining
1000 - Instructional Salaries	\$72,636	\$80,000	90.8%	\$80,000	90.8%	\$7,364
2000 - Non-Instructional Salaries	\$0	\$49,000	0%	\$49,000	0%	\$49,000
3000 - Employee Benefits	\$32,142	\$60,000	53.57%	\$60,000	53.57%	\$27,858
4000 - Supplies and Materials	\$1,452	\$13,726	10.58%	\$13,726	10.58%	\$12,274
5000 - Other Operating Expenses and Services	\$3,000	\$6,000	50%	\$6,000	50%	\$3,000
6000 - Capital Outlay	\$974	\$1,000	97.4%	\$1,000	97.4%	\$26
7000 - Other Outgo	\$0	\$0	100%	\$0	100%	\$0
Indirect Costs	\$2,478	\$8,250	30.04%	\$8,250	30.04%	\$5,772
Totals	\$112,682	\$217,976	51.69%	\$217,976	51.69%	\$105,294



Additional Comments

Not Entered

✓ I certify that our agency did not exceed the allowed indirect rate as directed in the Adult Education Program Guidance.



California Community Colleges



2023 © California Community Colleges
NOVA Site Version: 6.5.12