


Butte Valley Unified

2021-22 Q4

Submitted by Mr. Jared Pierce

Approved by Shannon Eller

Object Code	Year to Date (YTD) Expenditure	YTD Forecast	% Expended of YTD Forecast	Project Budget	% Expended of Project Budget	Budget Remaining
1000 - Instructional Salaries	\$4,500	\$7,040	63.92%	\$17,600	25.57%	\$13,100
2000 - Non-Instructional Salaries	\$38,131	\$15,772	241.76%	\$39,431	96.7%	\$1,300
3000 - Employee Benefits	\$14,036	\$7,533	186.33%	\$18,832	74.53%	\$4,796
4000 - Supplies and Materials	\$1,268	\$6,129	20.69%	\$15,322	8.28%	\$14,054
5000 - Other Operating Expenses and Services	\$6,695	\$13,296	50.35%	\$33,240	20.14%	\$26,545
6000 - Capital Outlay	\$0	\$0	100%	\$0	100%	\$0
7000 - Other Outgo	\$0	\$0	100%	\$0	100%	\$0
Indirect Costs	\$0	\$0	100%	\$0	100%	\$0
Totals	\$64,630	\$49,770	129.86%	\$124,425	51.94% 	\$59,795

Additional Comments

None.


✓ I certify that our agency did not exceed the allowed indirect rate as directed in the Adult Education Program Guidance.

Dunsmuir Joint Union High

2021-22 Q4

Submitted by Ray Kellar Dunsmuir High School

Approved by Shannon Eller

Object Code	Year to Date (YTD) Expenditure	YTD Forecast	% Expended of YTD Forecast	Project Budget	% Expended of Project Budget	Budget Remaining
1000 - Instructional Salaries	\$8,471	\$13,260	63.88%	\$13,260	63.88%	\$4,789
2000 - Non-Instructional Salaries	\$7,700	\$12,000	64.17%	\$12,000	64.17%	\$4,300
3000 - Employee Benefits	\$2,709	\$8,009	33.82%	\$8,009	33.82%	\$5,300
4000 - Supplies and Materials	\$168	\$7,500	2.24%	\$7,500	2.24%	\$7,332
5000 - Other Operating Expenses and Services	\$72,069	\$155,304	46.41%	\$155,304	46.41%	\$83,235
6000 - Capital Outlay	\$0	\$0	100%	\$0	100%	\$0
7000 - Other Outgo	\$0	\$0	100%	\$0	100%	\$0
Indirect Costs	\$0	\$0	100%	\$0	100%	\$0
Totals	\$91,117	\$196,073	46.47%	\$196,073	46.47% 	\$104,956

Additional Comments

Adult Education Teacher Howard hours paid for instruction

Ads for programs

Black Fox Contract for instructional services-Forestry Class CTE

First Aid for instructions services-CTE certification

Imagine Learning annual renewal of GED Prep software

✓ I certify that our agency did not exceed the allowed indirect rate as directed in the Adult Education Program Guidance.

Scott Valley Unified
2021-22 Q4

Submitted by Matt Chester

Approved by Shannon Eller

Object Code	Year to Date (YTD) Expenditure	YTD Forecast	% Expended of YTD Forecast	Project Budget	% Expended of Project Budget	Budget Remaining
1000 - Instructional Salaries	\$46,085	\$65,000	70.9%	\$65,000	70.9%	\$18,915
2000 - Non-Instructional Salaries	\$19,920	\$21,027	94.74%	\$21,027	94.74%	\$1,107
3000 - Employee Benefits	\$16,128	\$23,000	70.12%	\$23,000	70.12%	\$6,872
4000 - Supplies and Materials	\$13,660	\$15,000	91.07%	\$15,000	91.07%	\$1,340
5000 - Other Operating Expenses and Services	\$2,706	\$3,500	77.31%	\$3,500	77.31%	\$794
6000 - Capital Outlay	\$0	\$33,690	0%	\$33,690	0%	\$33,690
7000 - Other Outgo	\$0	\$0	100%	\$0	100%	\$0
Indirect Costs	\$0	\$0	100%	\$0	100%	\$0
Totals	\$98,499	\$161,217	61.1%	\$161,217	61.1%	\$62,718

Additional Comments


Not Entered

✓ I certify that our agency did not exceed the allowed indirect rate as directed in the Adult Education Program Guidance.

Siskiyou Co. Office of Education
2021-22 Q4

Submitted by Shannon Eller

Approved by Shannon Eller

Object Code	Year to Date (YTD) Expenditure	YTD Forecast	% Expended of YTD Forecast	Project Budget	% Expended of Project Budget	Budget Remaining
1000 - Instructional Salaries	\$9,135	\$10,080	90.63%	\$12,600	72.5%	\$3,465
2000 - Non-Instructional Salaries	\$86,083	\$68,912	124.92%	\$86,140	99.93%	\$57
3000 - Employee Benefits	\$29,912	\$25,255	118.44%	\$31,569	94.75%	\$1,657
4000 - Supplies and Materials	\$0	\$1,362	0%	\$1,703	0%	\$1,703
5000 - Other Operating Expenses and Services	\$153,004	\$250,281	61.13%	\$312,851	48.91%	\$159,847
6000 - Capital Outlay	\$0	\$0	100%	\$0	100%	\$0
7000 - Other Outgo	\$0	\$0	100%	\$0	100%	\$0
Indirect Costs	\$17,519	\$12,000	145.99%	\$15,000	116.79%	 -\$2,519
Totals	\$295,653	\$367,890	80.36%	\$459,863	64.29%	\$164,210

Additional Comments

Director monitor financial records and purchases; facilitated consortium meetings and individual site meetings; assisted in implementation with the new South County ESL program at COS; attended webinars and trainings offered by CAEP; developed a member effectiveness protocol for the consortium; assisted in program improvement at each site

✓ I certify that our agency did not exceed the allowed indirect rate as directed in the Adult Education Program Guidance.

**Siskiyou Joint CCD
2021-22 Q4**

Submitted by Mark Klever

Approved by Shannon Eller

Object Code	Year to Date (YTD) Expenditure	YTD Forecast	% Expended of YTD Forecast	Project Budget	% Expended of Project Budget	Budget Remaining
1000 - Instructional Salaries	\$0	\$0	100%	\$0	100%	\$0
2000 - Non-Instructional Salaries	\$63,522	\$60,277	105.38%	\$80,369	79.04%	\$16,847
3000 - Employee Benefits	\$33,024	\$31,448	105.01%	\$41,930	78.76%	\$8,906
4000 - Supplies and Materials	\$10,099	\$11,843	85.28%	\$15,790	63.96%	\$5,691
5000 - Other Operating Expenses and Services	\$31,122	\$33,648	92.49%	\$44,864	69.37%	\$13,742
6000 - Capital Outlay	\$0	\$0	100%	\$0	100%	\$0
7000 - Other Outgo	\$0	\$0	100%	\$0	100%	\$0
Indirect Costs	\$0	\$0	100%	\$0	100%	\$0
Totals	\$137,767	\$137,215	100.4%	\$182,953	75.3%	\$45,186

Additional Comments

Construction, ESL

✓ I certify that our agency did not exceed the allowed indirect rate as directed in the Adult Education Program Guidance.

**Siskiyou Union High
2021-22 Q4**

Submitted by Yolanda Sanchez Mrs.

Approved by Shannon Eller

Object Code	Year to Date (YTD) Expenditure	YTD Forecast	% Expended of YTD Forecast	Project Budget	% Expended of Project Budget	Budget Remaining
1000 - Instructional Salaries	\$46,015	\$20,000	230.08%	\$50,000	92.03%	\$3,985
2000 - Non-Instructional Salaries	\$15,466	\$6,000	257.77%	\$15,000	103.11%	! -\$466
3000 - Employee Benefits	\$15,768	\$6,000	262.8%	\$15,000	105.12%	! -\$768
4000 - Supplies and Materials	\$12,697	\$5,200	244.17%	\$13,000	97.67%	\$303
5000 - Other Operating Expenses and Services	\$6,472	\$37,760	17.14%	\$94,401	6.86%	\$87,929
6000 - Capital Outlay	\$0	\$0	100%	\$0	100%	\$0
7000 - Other Outgo	\$0	\$0	100%	\$0	100%	\$0
Indirect Costs	\$0	\$0	100%	\$0	100%	\$0
Totals	\$96,418	\$74,960	128.63%	\$187,401	51.45%	! \$90,983

Additional Comments

Not Entered

✓ I certify that our agency did not exceed the allowed indirect rate as directed in the Adult Education Program Guidance.

**Tulelake Basin Joint Unified
2021-22 Q4**

Submitted by Leticia Rascon

Approved by Shannon Eller

Object Code	Year to Date (YTD) Expenditure	YTD Forecast	% Expended of YTD Forecast	Project Budget	% Expended of Project Budget	Budget Remaining
1000 - Instructional Salaries	\$0	\$1,600	0%	\$2,000	0%	\$2,000
2000 - Non-Instructional Salaries	\$40,860	\$30,400	134.41%	\$38,000	107.53%	! -\$2,860
3000 - Employee Benefits	\$13,955	\$10,831	128.84%	\$13,539	103.07%	! -\$416
4000 - Supplies and Materials	\$191	\$38,974	0.49%	\$48,717	0.39%	\$48,526
5000 - Other Operating Expenses and Services	\$11,815	\$12,080	97.81%	\$15,100	78.25%	\$3,285
6000 - Capital Outlay	\$0	\$0	100%	\$0	100%	\$0
7000 - Other Outgo	\$0	\$0	100%	\$0	100%	\$0
Indirect Costs	\$0	\$0	100%	\$0	100%	\$0
Totals	\$66,821	\$93,885	71.17%	\$117,356	! 56.94%	\$50,535

Additional Comments

We were able to serve students in various programs that includes: ESL, High School Diploma, GED, and College and Career Preparedness.

✓ I certify that our agency did not exceed the allowed indirect rate as directed in the Adult Education Program Guidance.

Yreka Union High
2021-22 Q4

Submitted by Josh Carr
Approved by Shannon Eller

Object Code	Year to Date (YTD) Expenditure	YTD Forecast	% Expended of YTD Forecast	Project Budget	% Expended of Project Budget	Budget Remaining
1000 - Instructional Salaries	\$121,551	\$61,008	199.24%	\$101,680	119.54%	! -\$19,871
2000 - Non-Instructional Salaries	\$25,747	\$11,956	215.34%	\$19,927	129.21%	! -\$5,820
3000 - Employee Benefits	\$36,346	\$16,793	216.43%	\$27,989	129.86%	! -\$8,357
4000 - Supplies and Materials	\$24,237	\$100,734	24.06%	\$167,890	14.44%	\$143,653
5000 - Other Operating Expenses and Services	\$30,895	\$6,600	468.11%	\$11,000	280.86%	! -\$19,895
6000 - Capital Outlay	\$0	\$0	100%	\$0	100%	\$0
7000 - Other Outgo	\$0	\$0	100%	\$0	100%	\$0
Indirect Costs	\$0	\$0	100%	\$0	100%	\$0
Totals	\$238,776	\$197,092	121.15%	\$328,486	72.69%	\$89,710

Additional Comments

The change in Obj 1000 was due to the increase in class time provided. Obj 2000 was due to a change in Admin position beginning May 1, 2022. Obj 3000 increase is a reflection of the changes to 1000 and 2000. Obj 5000 was due to being able to get the gutter project completed as well as increase in utilities.

✓ I certify that our agency did not exceed the allowed indirect rate as directed in the Adult Education Program Guidance.



California
Community
Colleges



2022 © California Community Colleges
NOVA Site Version: 5.0.2